




SANKARA EYE FOUNDATION, INDIA
SRI KANCHI KAMAKOTI MEDICAL TRUST



PINNACLE OF EYE CARE

ANNUAL REPORT
2019 - 2020






It is the Divine Sankalpa of the Acharyas which has shaped our Institution over the past 43 years.



PINNACLE OF EYE CARE



|| Gurur Brahma Gurur Vishnu
Gurur Devo Maheshwaraha:
Gurur Saakshaat Parabrahma
Tasmai Shri Guruvey Namaha: ||

Our obeisance at the lotus feet of the Sankaracharyas of Kanchi

SANKARA EYE FOUNDATION INDIA

SRI KANCHI KAMAKOTI MEDICAL TRUST

Not-for-Profit healthcare organisation.
One of the largest community eye care
networks globally, with a Pan-India presence.

- Served over 10 million Rural patients so far
- Performed over 2 Million free eye surgeries
- 750 free eye surgeries every day



VISION

To work towards freedom from
preventable and curable blindness.



MISSION

To provide unmatched eye care through a
strong service oriented team.



SRI KANCHI KAMAKOTI MEDICAL TRUST

STEERING COUNCIL MEMBERS



Mr. P. Jayendra



Mr. S.G. Murali



Mr. C.N. Srivatsan



Mr. Sundar Radhakrishnan



Dr. P. Janakiraman



Mr. Arun Madhavan



Mr. Bhaskar Bhat

SENIOR LEADERSHIP



Dr. Radha Ramani
Co-Founder



Dr. Jagadeesh Kumar
Reddy
Group Head - Cataract &
Cornea



Dr. P. Mahesh
Shanmugam
Group Head - Vitreo Retina



Dr. Kaushik Murali
President - Medical
Administration, Quality &
Training



Mr. Bharath
Balasubramaniam
President -
Operations &
Administration

SRI KANCHI KAMAKOTI MEDICAL TRUST

BOARD OF TRUSTEES



Dr. S. V. Balasubramaniam
Chairman



Dr. R. V. Ramani
Founder & Managing Trustee



Dr. P. G. Viswanathan



Dr. S. R. Rao



Dr. S. Balasubramaniam



Sri J. M. Chanrai



Sri. Murali Krishnamurthy




Sri. M. N. Padmanabhan



Mrs. Seetha Chandrasekar



Dr. S.V. Balasubramaniam
Chairman



Dr. R.V. Ramani
Founder & Managing Trustee



Dr. Radha Ramani
Co-Founder

Dear Visionaries,

Our Obeisance at the Lotus Feet of the Sankaracharyas of Kanchi, the guiding light steering our Institution over the past 43 years.

The year 2019-20 has been a year of intense activity for us at Sankara.

You will be glad to know that Sankara Eye Foundation India, this year, completed 2 Million totally free eye surgeries to the Needy, yet another land mark in the history of our Movement.

We acknowledge the support and motivation from many of you over the years which has helped us persist on our vision of eliminating needless blindness in India. Our journey in this direction continues.

Sankara Eye Hospital at Indore was inaugurated on 30th January 2020 .This State of the art 225 bed Hospital will provide international quality eye care to the people of Madhya Pradesh, irrespective of their socio economic status.

Adhi Sankara Bhagavatpadha met his Guru at Omkareshwar in Madhya Pradesh. Serving the people of this Divine State will be a highly satisfying experience for Sankara.

We are in the process of building our next two Hospitals in Panvel (Mumbai) and Hyderabad. While Panvel Hospital is expected to be inaugurated in the month of April / May 2021, the Hyderabad Hospital will get inaugurated in early 2022.

Glad to share with you that this year again Sankara Eye Foundation India as a Group became self- sufficient pertaining to recurring costs, our conscious exercise to foster perpetuity.

In the field of Research and Publications our colleagues have done creditably well with numerous publications and recognitions in various platforms. We continue to seek answers through our collaborations with Universities & other Researchers to provide effective solutions for various eye diseases in India.

As we came to the end of the year, in March 2020 our Country had started experiencing the impact of the Pandemic, Covid 19. There is a lot of uncertainty on how this will unfold. With the Blessings of Lord Almighty, our Acharyas and total commitment of Team Sankara, we are sure we will face the challenges and return to the Pre-Covid status.

Restoring vision and hope through the 2 Million surgeries to underprivileged Indians is a fulfilling moment to all of us. It gives us the confidence and desire to overcome any challenge , with the promise to continue to deliver World Class Eye Care with a Social Impact.

Jai Hind!

Dr. S.V. Balasubramaniam
Chairman

Dr. R.V. Ramani
Founder & Managing Trustee

Dr. Radha Ramani
Co-Founder

2020 THE YEAR OF 2 MILLION SURGERIES

The year 2020 marks the important milestone of Sankara Eye Foundation India, reaching 2 million free eye surgeries.

**WE FONDLY RECOLLECT OUR
PATRONS AND THEIR SUPPORT.**

TOGETHER WE HAVE GATHERED
STRENGTH...

THE FOUNDING PRINCIPLES OF THE SANKARA MOVEMENT



பரோபகாரார்த்தம் இதம் சரீரம்

GOD HAS GIVEN US THIS BIRTH
TO SERVE MANKIND.



மக்கள் சேவையே மகேசன் சேவை

SERVING HUMANITY IS SERVING GOD.



ஊர் கூடி தேர் இழுத்தல்

THE ENTIRE COMMUNITY JOINING TOGETHER
TO PULL THE CHARIOT OF SERVICE.



PINNACLE OF EYE CARE

EFFECTIVE FINANCIAL PLANNING

TRANSFORMATIONAL PARTNERSHIPS

INNOVATIVE IDEAS

STRUCTURED TRAINING PROCESSES

Under the aegis of Sri Kanchi Kamakoti Medical Trust, Sankara Eye Foundation India is providing high quality, cost effective, readily available eye care at the doorsteps of Rural India.

Sankara Eye Foundation India has become the largest community eye care network in the world with 11 hospitals across India providing Preventive, Curative and Rehabilitative programs.

A DAY OF CELEBRATION

It was also a day spent in quiet reminiscence on how far we have travelled, in humble thanksgiving to all our patrons and well-wishers and in reinforcing our resolve to continue in our service to the society.



PINNACLE OF EYE CARE

As a part of this celebration, 30 patients treated at Sankara Eye Hospital were felicitated. They expressed their gratitude towards the Doctors and Paramedic Staff for giving them the ray of light and for spreading awareness throughout their region.

Padma Shri Awardee Dr. R.V Ramani, Founder & Managing Trustee, Sankara Eye Foundation India said, "I am delighted to see this moment. It was our vision and mission to reach out to rural poor and provide them free quality eye care.

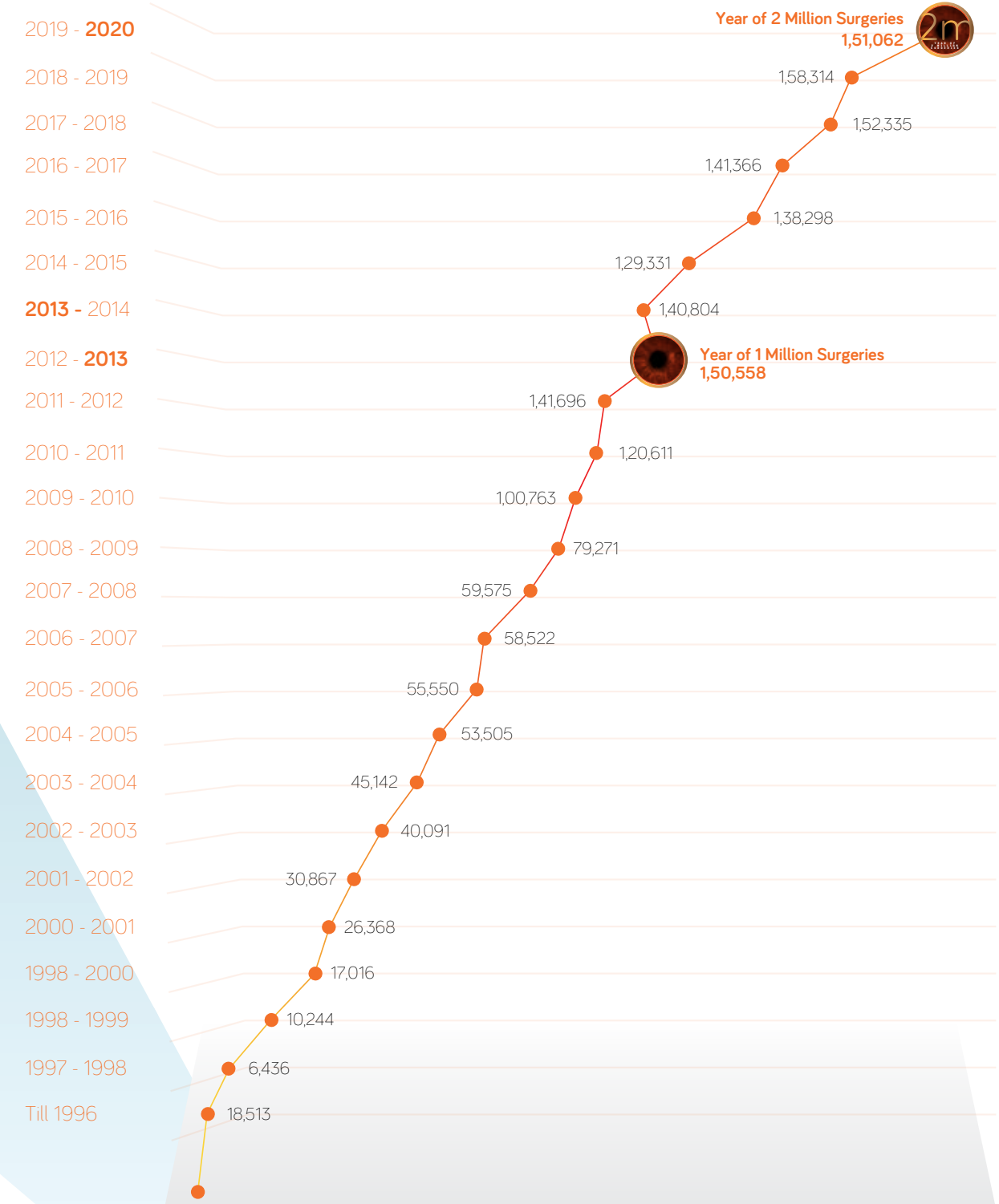


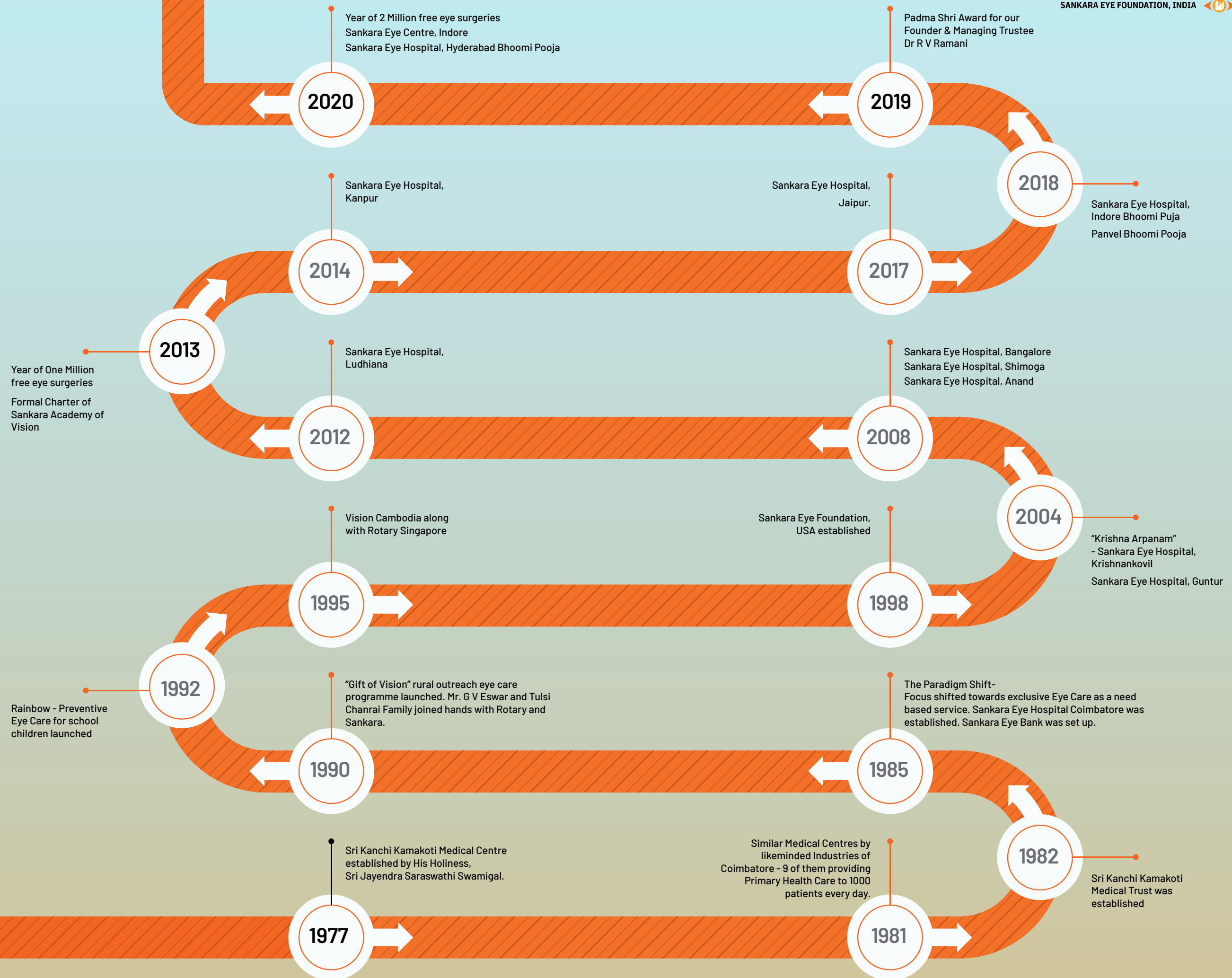
Bangalore, February 13, 2019: Sankara Eye Foundation India celebrates 2 million free eye surgeries.

The occasion was graced by our well wishers and Doctors including Dr. Dayananda Pai, Chairman Century Group, Mr. R. A Sankara Narayanan, Former MD & CEO Canara Bank, Mr. CK Venkataraman, MD, Titan, Mr. Bhaskar Bhat our Streeing Council member and Mr. Raghunath Subramanian, Non-Executive Chairman, UIPath India.

FREE SURGERIES PERFORMED

Since Inception





COMMUNITY EYE CARE PERFORMANCE 2019-20



TOTAL PEOPLE SCREENED

3,56,878

WOMEN

54%




FREE EYE SURGERIES

1,51,062

MEN

46%



VISION
RESTORATION
RATE



98%

COMMUNITY EYE CARE
COVERAGE



DISTRICTS SERVED

102



VILLAGES COVERED

19,740

RAINBOW PROGRAM



CHILDREN SCREENED

4,18,352




GLASSES

5585



PAEDIATRIC SURGERIES

625

TEACHERS
TRAINED

1550

SCHOOLS
SCREENED

4262

SPECIALITY EYE CARE PERFORMANCE



SCREENED

6,17,327



SURGERIES

54,572

SELF
SUFFICIENCY

109%

11 SUPER SPECIALITY
EYE HOSPITALS

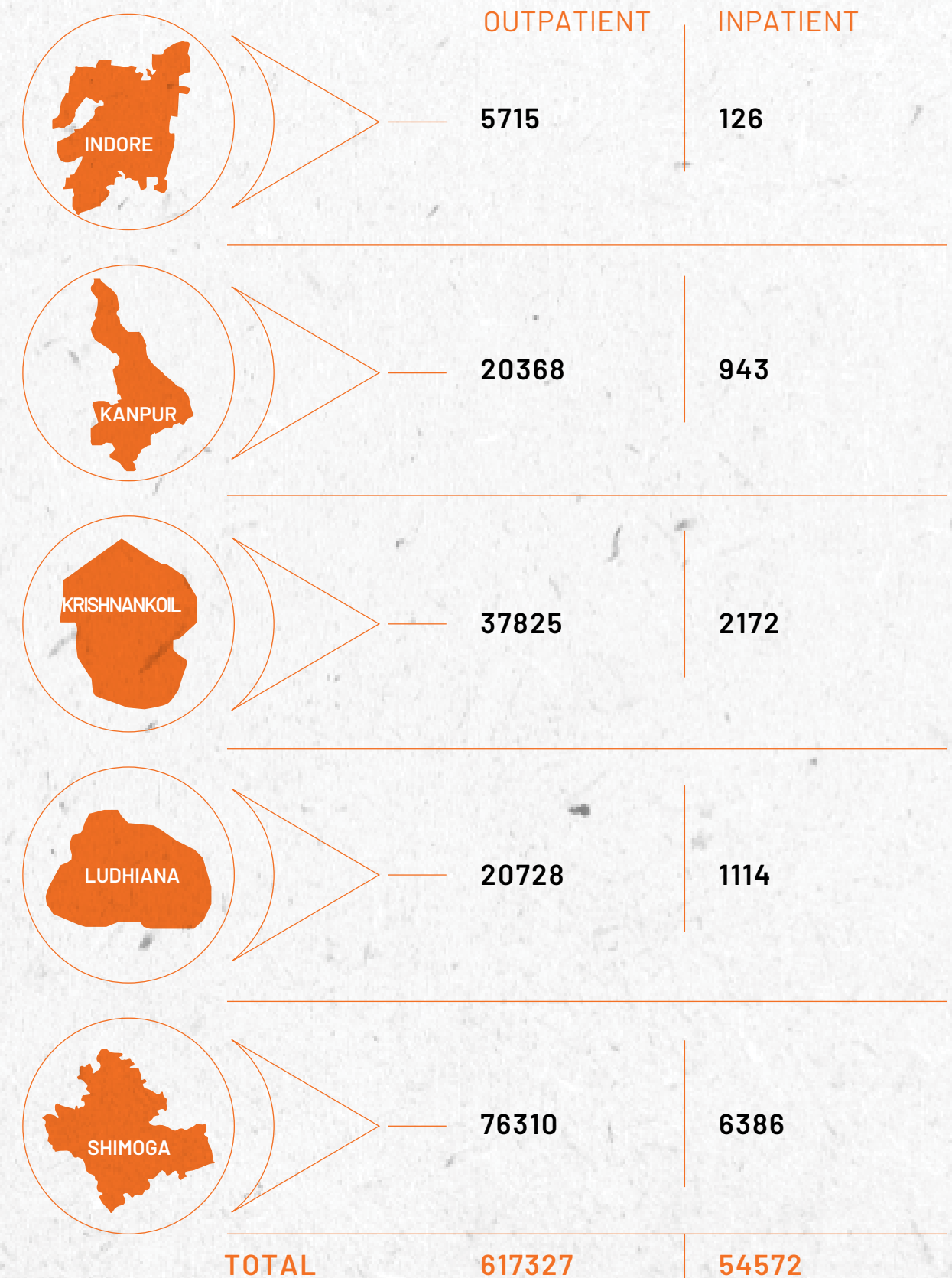
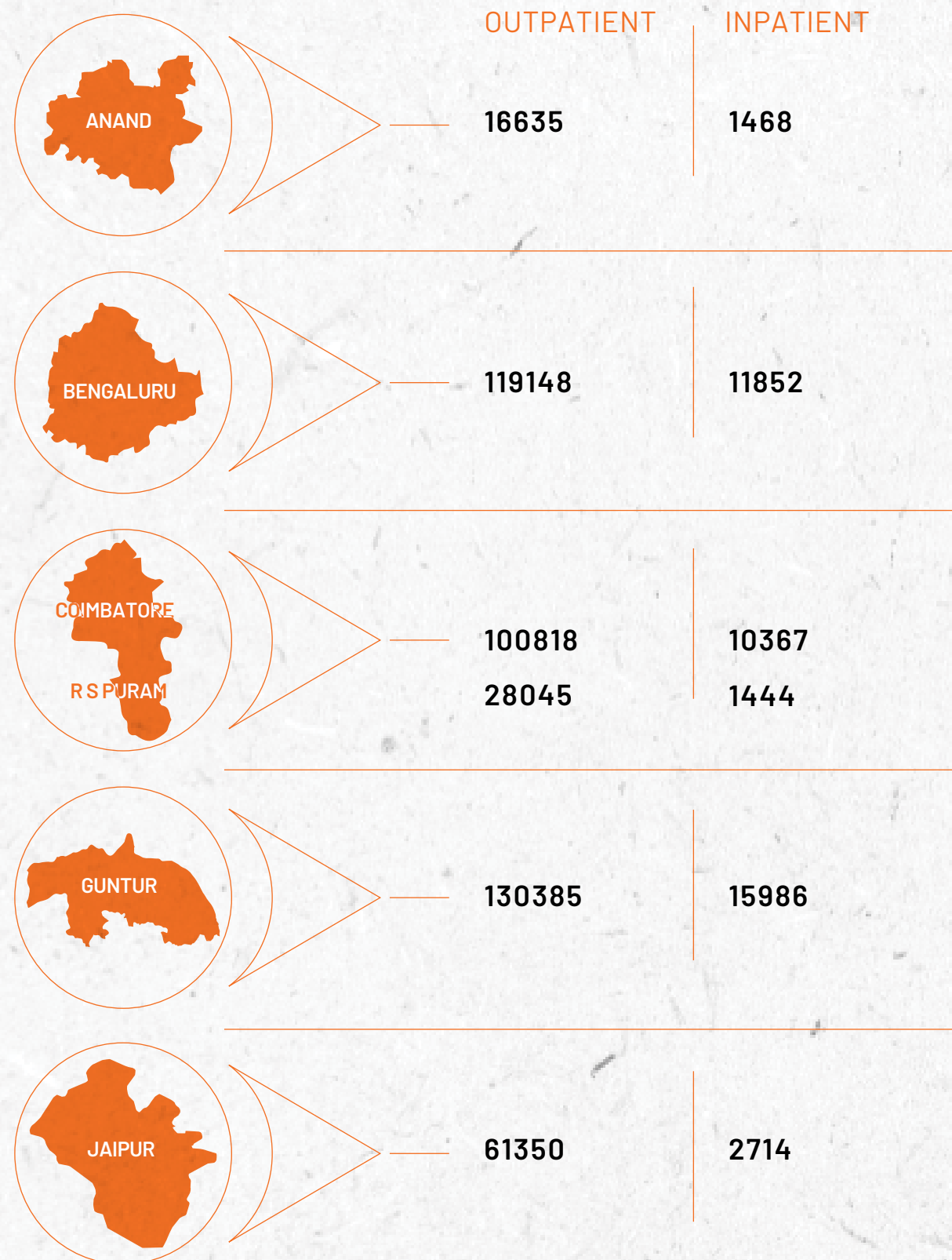
PANVEL



HYDERABAD

2 UPCOMING
HOSPITALS

SPECIALITY EYE CARE PERFORMANCE 2019-20



OUR MODEL

80:20

SANKARA OWES ITS SUCCESS LARGELY TO ITS SUSTAINABLE MODEL:

By mid-80's, Sankara as a small social enterprise, started receiving tremendous encouragement from donors and the medical community.

The unique 80:20 - Free: Paying model was initiated. While 80% of the beneficiaries are rural poor, who receive totally free eye care, the balance 20% are the rich and affluent sections of the society, who pay for their treatment, thereby cross subsidizing the free eye care services.

80% of Sankara's beneficiaries come through the Gift of Vision Rural Outreach Programme. It is a hub and spoke model, wherein a larger village / town is chosen for conducting the weekend eye camps, prospective patients requiring eye care are identified from the surrounding villages and encouraged to come to the camp site. Patients selected for surgery are brought to the Base Hospital for totally free eye care services.

We rely on the assistance of local panchayats, zilla parishads, Rotary and Lions' Clubs and respected members from each community to bring patients to the camp.

20% of Sankara's beneficiaries, affordable patients walk in to the paying section in each of the Sankara Eye Hospitals as outpatients. They are provided with the entire range of eye care services - covering all subspecialties of Ophthalmology under one roof.

World class eye care is provided to the patients at a highly comparable cost.

Today, Sankara can proudly declare to have reached 109% with the 80:20 Model.

SUPER SPECIALITY SERVICES



CATARACT & IOL CLINICS

Clouding of the eye's natural lenses, Cataracts are the primary cause of blindness around the world and the leading cause of vision loss in people over the age of 40. Innumerable cataract surgeries have been successfully performed at Sankara. Patients have the choice to opt for customized lenses.

CORNEA AND REFRACTIVE SURGERY - LASIK

Sankara provides surgery for corneal diseases like Keratoconus, Dystrophy, Dry eyes, Infection/ Injuries and Correction of Refractive errors with Femto LASIK.

VITREO RETINAL SURGERY

Sankara specializes in the medical and surgical treatment of disorders involving the Retina and Vitreous Humor.

GLAUCOMA SERVICES

This "Silent blinding disease" affects the optic nerve. Sankara provides state-of-the-art comprehensive Glaucoma care for adults and children including specialized Implants

PAEDIATRIC OPHTHALMOLOGY

Sankara's exclusive Department for Children's Eye Care, provides timely preventive and curative eye care for an array of eye diseases in children including Squint correction.

OCULOPLASTY & AESTHETIC SERVICES

An expert team of consultants at Sankara provides specialized reconstructive surgery of the periorbital and facial tissues which include the eyelids, orbit & lacrimal system.

OCULAR ONCOLOGY

Our dedicated team of oncologists and clinicians specialize in the diagnosis and treatment of Ocular tumours like Retinoblastoma in Children with Brachy Therapy, Chemo and Surgery.

OCULARISTRY

Customized prosthetic implantation of a lost eye or a part of the face in children and adults.

VISION THERAPY - COMPUTER VISION CLINIC

Evaluation and management of vision problems as a result of prolonged computer use and training for children with perceptual and binocular vision anomalies.

ASSISTIVE VISION & REHABILITATION

Rehabilitative services are aimed at helping economically weaker persons with permanent vision loss to lead an independent, dignified, and productive life - these include assistive devices, computer-based training, Braille for children and other learning activities to help improve their quality of life.

EYE BANKING & CORNEAL TRANSPLANT SURGERIES

More than 1,000 eyes are being received by Sankara Eye Bank network every year and utilized successfully in transplant surgeries.

VANDE MATHARAM PAN-INDIA PRESENCE

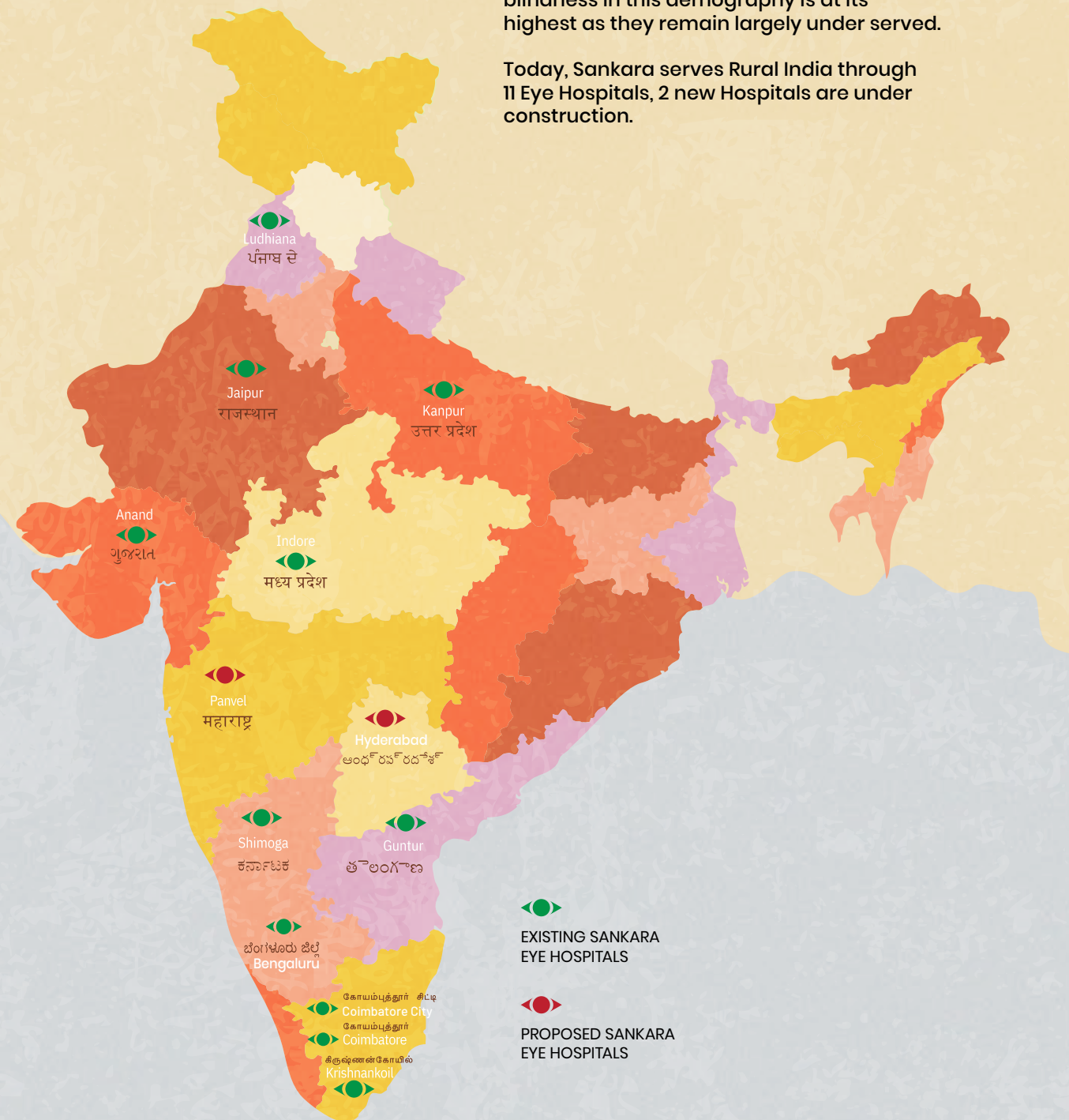
8 STATES
102 DISTRICTS

During 19–20, Sankara has conducted 2230 camps across 8 states covering 102 Districts.

Nearly 70% of India's population live in rural areas with little or zero access to eye care of any kind.

The incidence of preventable and treatable blindness in this demography is at its highest as they remain largely under served.

Today, Sankara serves Rural India through 11 Eye Hospitals, 2 new Hospitals are under construction.



DISTRICT COVERAGE



TAMIL NADU

COIMBATORE

- Coimbatore
- Erode
- Tirupur
- Ariyalur
- Cuddalore
- Dharmapuri
- Kancheepuram
- Karur
- Krishnagiri
- Namakkal
- Nilgiris
- Salem
- Tanjore
- Thiruvannamalai
- Thiruvarur
- Trichy
- Vellore
- Villupuram
- Pudhukottai

KRISHNANKOIL

- Virudhunagar
- Ramanathapuram
- Sivagangai
- Madurai
- Tuticorin
- Tirunelveli
- Dindigul



UTTAR PRADESH

KANPUR

- Kanpur Nagar
- Kanpur Dehat
- Shahjahanpur
- Unnao
- Hardoi
- Kannauj
- Farrukhabad



PUNJAB

LUDHIANA

- Ludhiana
- Mansa
- Moga
- Sangrur
- Tarn Taran
- Fatehgarh Sahib
- Ferozepur
- Nawan Shahr
- Barnala
- Jalandhar
- Kapurthala
- Bathinda
- Faridkot
- Fazilka
- Rupnagar



KARNATAKA

BENGALURU

- Kolar
- Mandya
- Ramanagara
- Chamaraajnagar
- Tumkur
- Bangalore Urban
- Chikkaballapura
- Bangalore Rural
- Mysore
- Ananthapuram
- Chittoor

SHIMOGA

- Shimoga
- Karawara
- Bellary
- Hasaan
- Haveri
- Dharwad
- Chitradurga
- Chikmagalur
- Davangere
- Raichur
- Gadag



RAJASTHAN

JAIPUR

- Jaipur
- Sikar
- Dausa
- Tonk
- Sawai Madhopur
- Ajmer
- Nagaur
- Alwar
- Jhunjhunu



GUJARAT

ANAND

- Anand
- Ahemadabad
- Surendra Nagar
- Botad
- Panch Mahal
- Mehsana
- Bharuch
- Vadodara
- Surat
- Kheda
- Narmada
- Gandhi Nagar
- Aravalli
- Mahisagar



ANDHRA PRADESH

GUNTUR

- Guntur
- Prakasam
- Krishna
- Ananthapuram
- Chittoor
- Kadapa
- Kurnool



MADHYA PRADESH

INDORE

- Indore
- Dewas

QUALITY, SAFETY & SERVICE



With the aim of implementing quality assurance protocols and ensuring best practices being followed across Sankara units, SanQALP (Sankara Quality Assurance Learning Program) was conceptualized in Aug'2015.

The trained quality champions representing each individual unit are the key drivers of quality at their unit and are responsible in: implementing & monitoring quality indicators, analyzing and taking necessary corrective and preventive actions, initiating various committees ensure conduct of meetings, training the staff in terms of implementing and monitoring quality protocols, planning and executing regular assessment of the hospital in accordance with accreditation standards.

This provides a framework for quality assurance and quality improvement, while focusing on patient safety, patient satisfaction and quality of care. Quality workshops are conducted for the quality champions. Topics are finalized considering the requirements. Experts in each of the topics are invited to train participants in the two day workshop. Have conducted 6 workshops till date. Henceforth, 1 workshop shall be conducted in every 6 months.

The workshop is a combination of lectures and hands on simulations covering various aspects of quality monitoring in the units. We have trained more than 40 participants (Quality champions) till date across units.

Quality assurance activities within the unit are monitored on a regular basis by the Unit Quality champions in coordination with Zonal Quality officer and Quality manager.

For clarity of the activities to be conducted, 'Annual Quality Assurance activities calendar' comprising of trainings, committees and other activities to be conducted each month is shared every year with all units.

The various monthly quality reports are monitored and analyzed by Quality officers (North zone & South zone) and shared with Quality manager for further verification and inputs, which is then reported to President – Quality.

SANQALP (SANKARA QUALITY ASSURANCE LEARNING PROGRAM)

QUALITY WORKSHOP

Towards our continual efforts of improving patient safety and quality of care across all units, the 6th quality workshop 'SanQALP VI' has been successfully conducted on 20th – 21st Jan'2020 at Sankara Eye Hospital, Bangalore.

With the efforts of previous SanQALP workshops, it has been ensured that all units have been following the basic Quality assurance norms as per NABH guidelines. This time, taking a step further, efforts have been made to motivate all units towards new innovative techniques and implementing them to improve our processes and patient care.

The theme for this year's workshop has been 'Innovate, Implement and Improve'. Topics and speakers had been carefully chosen to ensure

they shall be beneficial making all participants understand why quality and excellence is important and how to achieve it. 5 external experts in the field of quality and excellence had been invited to guide and share their experience.

The workshop involved interactive sessions with active participation from the Unit heads, CMOs, Senior consultants and Quality champions.

To ensure the learnings of workshop shall be implemented in each unit, and the objective of the workshop is achieved, special emphasis was given to discuss the activities and challenges towards achieving the target. All units have been asked to revert with the new implementation plans and timelines.

STRUCTURE OF THE WORKSHOP :

Some of the important topics covered were –

- Importance of leadership and innovation
- Reflective leadership
- Blue ocean strategy
- Design thinking – An innovative problem solving approach
- Lean management
- Tools in technology to improve patient care

Workshop was a combination of lectures, group discussions, interactive sessions covering various aspects of implementation of quality norms in the units.



Role play and sharing of ideas towards quality improvement



Talk on importance of Quality in Eye care

SANQALP AWARDS

Qualified booster award for outstanding performance in Quality implementations



Mr Jaspreet (LDH)



Dr Ruminder (LDH)



Dr Kamala Mahesh - Qualified Booster



Dr Nisha Ahuja - Qualified Booster



Commitment to Quality through teamwork - Jaipur



Masters at Training - Coimbatore



Fastest towards NABH - Krishnankovil



Consistency with Accreditation - Bangalore



Star Quality Unit - Guntur

NABH CERTIFICATIONS

Having met Quality Standards and Parameters, Sankara is proud to have received NABH accreditation and NABH Entry level certification for hospitals across India.



Anand



Jaipur



Krishnankoil




Ludhiana



Guntur



Shimoga



Kanpur



Bangalore

IT IS ALWAYS IN THE FOREFRONT - QUALITY, SAFETY AND SERVICE.

Quality Eye Care has always been an important part of our journey at Sankara Eye Foundation, India. Towards this, we have continued to reinvent our policies and protocols periodically to ensure that we adhere to the best practices that are proven to yield the most sustainable and rewarding results to all our stakeholders.

AWARENESS PROGRAMS & INITIATIVES:

India currently has over 15 million blind people against 39 million globally, which makes India home to the world's largest population of blind people. Over 52 million people are visually impaired and 75 % of these cases are of avoidable blindness.

Since the Foundation of the very first Sankara Eye Hospital was laid in Coimbatore, over the last 4

decades the network has grown to 11 super speciality Eye Hospitals across 8 states in India. Each Hospital works as an epicenter of community outreach activity in its respective state.

We conduct outreach camps in the rural and semi urban areas to raise awareness, screen and detect eye defects and ailments and provide appropriate treatment.

Sankara is committed to bring positive changes in the eye care sector by addressing the challenges of non-availability and non-affordability of quality eye care.

SANKARA EYE BANK

In the year 1985, when Eye Banking had not yet picked up in our country, thousands of awareness initiatives were conducted. Presently, a pair of eyes gets donated every day on an average.



First Eye Bank of Sankara

OUR SKILL IS ENHANCED BY OUR SERVICE-MINDEDNESS TOWARDS SOCIETY.



RAINBOW

In 1996, a highly innovative and result oriented programme for school children - Rainbow involves teachers, Optometrists, Eye surgeons and parents in a phased manner.

Over 6.6 Million

Children have been screened so far

27,074

Teachers Trained

40,284

Schools / Anganwadis Screened

96%

Compliance reported

93%

Improvement in Academic performance

MAITRI

A vision rehabilitation program involving treatment and education that helps individuals who are visually impaired attain maximum function, a sense of well-being, a personally satisfying level of independence and optimum quality of life. Mobile vision care launched @ Bangalore.

Over 1000

Patients have been provided Rehabilitation Services

7 Districts

Covered so far



GIFT OF VISION

High quality, cost effective, readily available eye care at the doorsteps of Rural India.

The oldest community outreach programme, started in 1990. Gift of Vision is one of the most structured, technologically enabled outreach program that has covered the Rural India. It has also reached out to the urban slums, tribal zones and other remote areas across various states. "Sam Karothi Ithi Sankaram" True to the word "Sankaram", the Institution does not wait for the suffering people to come, instead it goes in search of the visually impaired, identify, bring them to the base Hospital and provide timely treatment free of cost.

Over 2 Million

free eye surgeries conducted across 8 States in India.

5.3 Million

people for better visual

29,000 Camps

conducted in rural villages

*Sankara's unique technological innovation, **SERVIS (Sankara Electronic Remote Vision Information System)** - a real time blindness prevention Surveillance System was developed in 2015. Through geo tag, field personnel activity, disease patterns, and eye care are monitored enabling prompt intervention and planning Recognized as Mobile For Good Award in 2014*



WOMEN EMPOWERMENT

Socio economic empowerment of young women through Vision Care Technician Training is a midlevel ophthalmic course to meet the demand of trained eye care professionals in India. This program is directed towards empowering young women from poor socio economic sections of the society while at the same time developing the human resources to meet the eye care needs of Country.

This special vocational course was initiated at SEF, India in the year 2002. This 2 year diploma course for deserving Rural girls is a job oriented and job guaranteed vocational training program.

No Capitation fee.

No Tuition fee either.

Accommodation and food at subsidized cost are provided. Above all, a monthly stipend is provided by the Institution to these girls. In short, it is "Opening up a new Horizon" to the Rural Girls.

Over 900 Women

empowered through this training programme so far



VISION CENTRES

A well established network of Vision Centres providing primary eye care at the village level is the next major step forward for SEFI. These vision centres will be formed in hub and spoke model, surrounding the tertiary Sankara Eye Hospital.

Each vision centre would serve a Rural Population of 50000 to 75000. Equipped with telemedicine connectivity with base Hospital these vision centres will also provide optical services which will make them self sustaining over a period of 2 to 3 years.

Optometrists and field workers identified from these villages and trained expensively would be the Human Resource.

Over 48,000

Eye screenings done

39,000

Doctor's Consultation through Tele-Ophthalmology

6,500

Spectacles dispensed


2000

Patients undergone surgical intervention

88%

of the eye care needs addressed in vision centers itself

"Together we gathered strength" Joining hands with like-minded organisations for various social causes.



TESTIMONIALS



BABY SURDIP AT THE DOORS OF VISION

- 5 month old's eyesight restored

5 months-old Surdip hailing from Mittapalli village, Krishnagiri, had abnormal vision defects in both his eyes right from birth. He couldn't see anything.

To add to it, he had heart complexities too. His parents Marappan and Murugarani were devastated and approached the local government hospital. Since the baby's health condition couldn't support General Anesthesia, the doctors advised,

postponing the operation till Surdip's health condition improved.

As destined after a few months, Surdip's parents visited Sankara's medical camp at Krishnagiri, hoping for a miracle. The team checked his condition and referred him to the Coimbatore base hospital for a complex operation. Since Sankara was equipped with facilities to handle such complexities, we committed to it and the operation was successful. Surdip's right eye was operated

on July 12, and after a short span of time his left eye was operated on July 30, 2019, by Dr. Rajesh Prabhu.

Today Surdip's vision has improved to an astonishing level and he can see with the help of using Aphakic glasses. The story doesn't end here.

The Sankara team has planned to install artificial lenses to correct Surdip's eyesight to near perfection in the future. The dark world of Surdip has begun to light up, and it's surely going to get better.



KALIKA PRASAD

- 57-year old tailor, hailing from Dehat, Kanpur.

"I was on the verge of a breakdown and was unable to support my family because of my vision loss. I thank my relative who guided me to Sankara's free services. I was diagnosed with mature cataract.

I pray for the doctors and staff at Sankara for gifting me my vision and my life back.



AN ASPIRING TEEN'S VISION RESTORED

- 13 year old views the world clearly for the 1st time!!!

13-year-old Naveen Kumar, hailing from Sidhanur Taluk, Karnataka had a challenging past.

Born in a family consisting of a differently abled father (Mr. Suresh) and the completely blind mother (Ms. Basamma) and elder sister (Ms. Jyothamma). Naveen was also not an exemption.

He was trapped between the vines of dependency due to his low vision problem and so was

his dream of becoming a teacher. His family completely depended on the government pension of Rs.1400. It was like a walk on thin ice. Luckily, Naveen was one of the beneficiaries of Sankara - Titan's "Nanna Kannu" project. On November 26, 2019 - a camp was organised at GHPS Hedaginal where Naveen pursues his eighth grade.

He was specifically diagnosed and was referred to the Bengaluru hospital for Glaucoma TRAB surgery on both eyes. He was successfully operated on January

21 (Left eye) and February 14 (Right eye) of 2020.

Today Naveen sees the world as it is, experiencing wonders daily and is confident that he will pursue his dream of becoming a teacher to serve his village.

His family was so thankful to the almighty and the Sankara team, not only because he can see now, but because of his re-instilled confidence to look at life positively and be an example of positivity for others.



MS. KALAIYARASI

- 29 year old Illiterate Farmhand, matured cataract patient hailing from Devalambapuram, Tamil Nadu.

Sankara is the best!

My fears were handled with patience and empathetic approach by Sankara staffs which made me to feel relaxed and confident. That's the reason I have come again to get operated my second eye in Sankara. My vision is perfectly fine now.

Thank you Sankara.



SANKARA EYE
FOUNDATION,
INDIA

SANKARA EYE HOSPITAL, COIMBATORE

Inaugurated on: 21 February 1988



MAJOR DONORS

- > Sri N Nataraj & Family
- > Sri S V Balasubramaniam & Bros
- > Sri G V Eswar & Family

PARTNERS IN SERVICE

- > Tulsi Chanrai Family
- > Sri Dasi N Budhrani & Family
- > Mission for Vision
- > Rotary Coimbatore Central
- > Kikanis Charities
- > Mrs Hersha & Mr Hasu Shah
- > Mrs Tehnaz & Mr Darius Bahadurji

CORPORATES / FOUNDATIONS WHO HAVE SUPPORTED DURING THE YEAR 19-20

- > Sankara Eye Foundation USA
- > Mission For Vision > Titan Company Limited
- > G E Oil & Gas India Pvt Ltd
- > Airport Authority Of India - Coimbatore International Airport
- > Dlink India Ltd > Appasamy Associates Pvt Ltd
- > Chakiat Shipping Services Pvt Ltd
- > Indian Oil Corporation Ltd > Nasscom Foundation
- > Guardian India Operations Pvt Ltd
- > Arpan Foundation Inc, USA
- > Tulsi Rural Development Trust, Chennai
- > L G Electronics India Pvt Ltd
- > Aldrich Fundraising Ltd, UK.
- > Ramsahaimal Sahuwala and Sons Charitable Trust
- > The Hanuman Mission, Canada > Fullerton India
- > Chakiat Agencies Pvt Ltd > PNR Consulting Pvt Ltd
- > Bangalore North Ladies Circle
- > Tulsi Trust, Mumbai > Geuder Asia Pacific Pte Ltd
- > Vedanayagam Hospital Ltd
- > N. D. Foundation C/O. Pricol Ltd

ABOUT THE HOSPITAL

The beginning of the era of an exclusive eye care services by Sri Kanchi Kamakoti Medical Trust, that memorable moment in the history of the entire Organisation took place at Coimbatore on 1988. On 5.26 acres of land magnanimously donated by Sri N.Nataraj Family in the outskirts of Coimbatore, our Eutopia started taking shape. With the kind support of our Chairman Sri S.V.Balasubramaniam, the very first building in this Campus, "Vedanayagam Block" was inaugurated on 1985.

Today with 500 bed Super Speciality Eye Hospital is the mother of all Sankara Eye Hospitals across the Country and it is the Mission Head Quarters. A vast area in the State of Tamilnadu comprising 19 Districts is being served by Coimbatore Hospital.

SPECIALITY EYE CARE

Outpatients

1,00,818

Surgeries Performed

10,367

COMMUNITY EYE CARE

Camps Conducted

431

Patients Screened

63,006

Free Surgeries Performed

30,610

ADMINISTRATION

Dr. Jagadeesh Kumar Reddy
Group Head - Cataract and Cornea

Dr. Shruthi Tara, CMO

Dr. Prabhu Shankar, M. Asst. Director,

Ms. Binitha Harish, Unit Head (Paying)

Mrs. Shanthi M., Unit Head (Non-Paying)



Total Beds **500 (450/50)**



No of Employees **400**



கோயம்புத்தூர்



Annual day celebration- 27-2-2020



Inter School Art Competition 2019



Mahashivarathri celebration in hospital campus



Indian Oil Corp. Handing over equipment to our Founder



Dr. Radha Mam's Birthday Celebration



Cornea outpatient department Inauguration



Road Safety Week



Inauguration of Vision Centre at Sathyamangalam



Live Surgical CME



Dr. RVR Sir's Birthday Celebration



Parampara Event 2019

SANKARA EYE HOSPITAL, COIMBATORE CITY

Inaugurated on: 11 December 2011



ADMINISTRATION

Dr. Vijay Shankar S.D., CMO

Ms. Kanmani S, Unit Head



Total Beds 11



No of Employees 26

SPECIALITY EYE CARE

Outpatients

28,045

Surgeries Performed

1,444

ABOUT THE HOSPITAL

Realising the need to serve the People in the central part of the City of Coimbatore, Sankara Eye Hospital- City Centre was inaugurated on Dec 11th 2011 at Sri Vari Kikani Centre, R.S.Puram..



கோயம்புத்தூர் சிட்டி



Sankara City Hospital's 8th Anniversary Celebration



Nurses Day Celebration



School Screening Program



Zero Infection Year Celebration



Awareness program at Nirmala College for women



Children's Day Celebration at VASAVI VIDYALAYA School

SANKARA EYE HOSPITAL, KRISHNANKOIL

Inaugurated on: **04 February 2004**



MAJOR DONORS

- > Dr Vivekananda Raja & Brothers
- > Smt Morbai & Sri Naraindas Budhrani Trust

CORPORATES / FOUNDATIONS WHO HAVE SUPPORTED DURING THE YEAR 19-20

- > Mission For Vision

ABOUT THE HOSPITAL

A Sankara Eye Hospital replication exclusively in a Rural Scenario took place on 4th Feb 2004 at Krishnankoil in Southern Tamil Nadu. Dr. A R Vivekanandaraja and his brothers graciously came forward to gift their Eye Hospital for establishing a Sankara Institution. With the total support of our Patron Mr.Dasi Budhrani the Hospital was reconstructed and inaugurated to provide high quality eye care to the villagers of 7 Southern Districts of Tamilnadu.

ADMINISTRATION

Dr. Visalakshi S., CMO
Mr Sreemadhu V, Unit Head

SPECIALITY EYE CARE

Outpatients

37,825

Surgeries Performed

2,172

COMMUNITY EYE CARE

Camps Conducted

337

Patients Screened

20,543

Free Surgeries Performed

10,268



Total Beds 220 (200/20)



No of Employees 79



கிருஷ்ணன்கோயில்



Performance Excellence Awards at Annual Day Celebration



SanQALP Quality Award



Our Patron Mr Dasi Budhrani Sir's Visit



Doctors Day Celebration



Independence Day Celebration



World Diabetic Day



Female staffs Safety & Awareness program



Our Co-Founder Dr Radha Mam's Visit



International Yoga Day Celebration

SANKARA EYE HOSPITAL, GUNTUR

Inaugurated on: **02 March 2004**



MAJOR DONORS

- > Sankara Eye Foundation, USA
- > Jana Chaitanya Family

PARTNERS IN SERVICE

- > Telugu Association of North America (TANA)
- > Dr Raja Veeraiah & Smt Saila Kodali
- > Sri Jayaram Komati
- > Dr Nageswara Rao Mandava & Dr Ramamohana Rao Kancheria
- > Bay Area Telugu Association (BATA), California, USA
- > Tulsi Chanrai Family
- > Mission for Vision Trust
- > Cloupia & Pari Networks

CORPORATES / FOUNDATIONS WHO HAVE SUPPORTED DURING THE YEAR 19-20

- > Mission For Vision
- > Janachaitanya Housing Pvt Ltd

ABOUT THE HOSPITAL

SEFI's front runner, Sankara Eye Hospital Guntur, the first replication of Sankara in another State of India was launched on 2nd March 2004.

His Holiness Sri Jayendra Sarasawthi Swamigal of Sri Kanchi Kamakoti Peetam blessed the occasion.

Janachaitanya Family, Smt Sakunthalama, Sri Rathnagiri Babu and Sri. Sudhakar graciously

donated the land on which this 250 bed Hospital was built with generous contributions of likeminded friends of Andhra origin living in USA. They supported the construction of the Hospital through Sankara Eye Foundation, USA.

We fondly recollect the divine occasion when the Bhoomi Pooja of this Hospital was also performed earlier by the Sankaracharya himself.

This divine touch is being felt by all. Consistently Sankara Eye Hospital Guntur has been performing extremely well as a Leader of the Group. This State of the Art 225 bed Eye Hospital is serving 7 Districts of Andhra Pradesh.

LOCAL PATRONS

Smt M Shakunthalamma
Shri M Ratnagiri Babu
Shri M Sudhakar
Sri Kemmambadi Nageswara Roa

ADMINISTRATION

Dr. Sudhakar Potti, CMO
Mrs. Tripura, Unit Head (Paying)
Ms Madhavi Machavarapu (Non-Paying)

SPECIALITY EYE CARE

Outpatients

1,30,385

Surgeries Performed

15,986

COMMUNITY EYE CARE

Camps Conducted

122

Patients Screened

44,298

Free Surgeries Performed

28,266



Total Beds 250 (200/50)



No of Employees 267



గుంటూరు



Independence day Celebration



International Nurses Day Celebration



World Glaucoma Week



World Diabetes day



World Sight Day Awareness programme



International Yoga Day



World Retina Week Campaign



Children's Day Painting Competition



NABH Certification

SANKARA EYE HOSPITAL, BENGALURU

Inaugurated on: **09 March 2008**



MAJOR DONORS

- > Infosys Foundation
- > Dr P J Bagilthaya
- > Sri V Venkata Reddy
- > Sankara Eye Foundation USA

PARTNERS IN SERVICE

- > Association of Kannada Kootas of America
- > Sri P Dayanada Pai & Sri P Satish Pai
- > Mission for Vision Trust - Jaslok Family
- > Sri B V Jagadeesh & Anuradha Jagadeesh Family Foundation
- > Nandlal Mohanlal Jairani Kapur Charitable Trust
- > Salarpuria Foundation

CORPORATES / FOUNDATIONS WHO HAVE SUPPORTED DURING THE YEAR 19-20

- > Sankara Eye Foundation USA
- > Mission For Vision
- > Arm Embedded Technologies Private Limited
- > Titan Company Limited
- > Timken Foundation Of Canton
- > H D B Financial Services Ltd
- > Iron Mountain Services Pvt Ltd
- > S V Charitable Trust
- > Omniaactive Improving Lives Foundation
- > San Engineering & Locomotive Co Ltd
- > One Good Step Foundation
- > Indecomm Global Services (India) Pvt Ltd
- > Mehra Eyetech Pvt Ltd
- > Collins Aerospace
- > Tritech Disconnectors (India) Pvt Ltd
- > Vishwamanna Samskruthika Matthu Vidya Samsthe Seebara

ABOUT THE HOSPITAL

The Silicon valley of India, the sprawling Metropolitan city of Bangalore saw the inauguration of Sankara Eye Hospital Bangalore on 9th March 2008. This 250 bed Super Speciality Eye Hospital was inaugurated by then Chief Secretary of Karnataka in the presence of Mr.Kris Gopalakrishnan Managing Director of Infosys, Mr.J.M.Chanrai, Mr.D.R.Karthikeyan, our Patrons Sri Bhagilthaya and Mr.Venkat Reddy along with Sankara Eye Foundation, USA Board Members. Sankara Eye Hospital Bangalore is serving the 11 southern districts of Karnataka.

ADMINISTRATION

Dr. P. Mahesh Shanmugam
Group Head - Vitreo Retina

Dr. Umesh, CMO

Mr Manoj Jeswani, Unit Head



Total Beds **250 (200/50)**



No of Employees **331**

SPECIALITY EYE CARE

Outpatients

1,19,148

Surgeries Performed

11,852

COMMUNITY EYE CARE

Camps Conducted

243

Patients Screened

47,739

Free Surgeries Performed

21,181



ಬೆಂಗಳೂರು ಜಿಲ್ಲೆ



World Sight Day - Pedalathon



International Yoga Day



World Environment Day - Saplings Distribution to Patients



Helen Keller Day Celebration



Run for Blind - Marathon



National Girl Child Day Celebration



Nannakannu Project in Northern Karnataka - Reaching the Unreached



Titan-Sankara MRVP Mobile Eye Care Bus Launched



Mega Corporate Volunteering Camp (Titan, Infosys & Tata)



Titan CSR Team Visit to Sankara

SANKARA EYE HOSPITAL, SHIMOGA

Inaugurated on: 12 October 2008



MAJOR DONORS

- > Shri Bhojraj Chanrai
- > Jaslok Community Eye Care
- > Sankara Eye Foundation, USA

PARTNERS IN SERVICE

- > Association of Kannada Kootas of America
- > Kannada Koota Northern California
- > Mission for Vision Trust
- > Sight Savers International, UK
- > Dr Ashok Sonni & Rajeshwari
- > Seetharamaiah Sonni
- > Mr M K Chanrai & Mr N G Chanrai
- > Sri P Dayananda Pai & Sri P Satish Pai

CORPORATES / FOUNDATIONS WHO HAVE SUPPORTED DURING THE YEAR 19-20

- > Mission For Vision
- > Fullerton India
- > Sarojini Damodaran Foundation

ABOUT THE HOSPITAL

On the Banks of Tunga River, Sankara Eye Hospital was established on 12th October 2008 to serve the people of Malnad, the central and northern part of the State of Karnataka.

It is the divine blessings of the Kanchi Sankaracharyas and Mathur Swamiji which has taken Sankara to Shimoga. Highly committed and passionate local Patrons, Dr Vrinda Bhat, Dr.Narendra Bhat, Dr.Venkatesh Murthy and Dr.Manjunath along with number of philanthropic Families of Shimoga procured this beautiful piece of land opposite to Shivkare Temple, where this 225 bed tertiary eye care Sankara Eye Hospital has been established. Surrounding 11 Districts in central and northern Karnataka are being served by this Institution.

ADMINISTRATION

Dr. Mahesha S, CMO

Mrs. Gayatri Shantharam
Unit Head (Paying)

Anitha S, Unit Head (Non-Paying)



Total Beds 225 (200/25)



No of Employees 184

SPECIALITY EYE CARE

Outpatients
76,310

Surgeries Performed
6,386

COMMUNITY EYE CARE

Camps Conducted
264

Patients Screened
42,268

Free Surgeries Performed
18,178



Show the Ink Campaign



NABH Accreditation Celebration



International Nurses Day Celebration



Keratoconus Clinic Inauguration by Dr. M Ashwini, IPS



World NO Tobacco Day Awareness Day Programme



Ganesha Chaturthi Celebration



Women's Day - Rangoli Competition



Blood Donation Camp



Kumbhabhisheka for Ganesha Temple

SANKARA EYE HOSPITAL, ANAND

Inaugurated on: **19 October 2008**



MAJOR DONORS

- > Sankara Eye Foundation, USA

PARTNERS IN SERVICE

- > Asian American Hotel Owners Association
- > Charotar Leua Patidar Samajof Bay Area, California
- > Harshad & Nayna Uka
- > Nilaxi & Ajit Patel
- > Ravi & Shima Lal

CORPORATES / FOUNDATIONS WHO HAVE SUPPORTED DURING THE YEAR 19-20

- > Mission For Vision

ABOUT THE HOSPITAL

Our prestigious project for Gujarat, Sankara Eye Hospital at Anand had the singular privilege of being inaugurated by then Chief Minister of Gujarat and our Honourable Prime Minister Shri Narendra Modi Ji, in the divine presence of His Holiness Sri Jayendra Saraswathi Swamigal Sankaracharya of Sri Kanchi Kamakoti Peetam.

The Hospital turned out to be an Architect's delight – with the majestic Ganesha temple built in Gujarati style, the elegant front arch, the sprawling lawn, the beautiful eye shaped foyer with a fountain in front. The entire building has a touch of class!

This State of the Art 225 bed Eye Hospital is serving 14 Districts of Gujarat.

ADMINISTRATION

Dr. Nisha Vadhyamal Ahuja, CMO

Mr. Kishor Wamanrao Isai, Unit Head



Total Beds **225 (200/25)**



No of Employees **95**

SPECIALITY EYE CARE

Outpatients

16,635

Surgeries Performed

1,468

COMMUNITY EYE CARE

Camps Conducted

242

Patients Screened

31,271

Free Surgeries Performed

14,037



Holi Celebration at Sankara Eye Hospital, Anand.



Republic Day



Press Meet at Anand Unit



Visit by Sankara's Founder & Co-Founder.



Nurses Day Celebration



Annual Day Celebration



Navrathiri Celebration



Doctors Day Celebration



Zero Infection Month Celebration

SANKARA EYE HOSPITAL, LUDHIANA

Inaugurated on: 02 April 2012



MAJOR DONORS

- > Sankara Eye Foundation, USA

PARTNERS IN SERVICE

- > Dr Amarjit S Marwah & Smt Kuljit K Marwah
- > Sri Amit Lal & Smt Ruchika Lal
- > Late Gauri Lal & Bimla Lal
- > Sri Jessie Singh & Smt Surinder Kaur
- > Mission for Vision Trust
- > Vascon Engineers Ltd
- > Vipul Ltd

CORPORATES / FOUNDATIONS WHO HAVE SUPPORTED DURING THE YEAR 19-20

- > Mission For Vision
- > HelpAge India

ABOUT THE HOSPITAL

Sankara Eye Hospital Ludhiana was established on April 2nd 2012 to serve the State of Punjab. This tertiary Eye Hospital is serving 15 Districts of Punjab. Providing quality eye care to everyone irrespective of their socio economic status is the Mission of this Hospital.

LOCAL PATRONS

Mr Ranjoth Singh

ADMINISTRATION

Dr. Manoj Gupta, Medical Coordinator
Mr Ashwini Kr Vishwakarma, Unit Head

SPECIALITY EYE CARE

Outpatients

20,728

Surgeries Performed

1,114

COMMUNITY EYE CARE

Camps Conducted

180

Patients Screened

56,639

Free Surgeries Performed

8,627



Total Beds 120 (100/20)



No of Employees 84



Annual Day & Long Service Awards Celebration



Children's Day Eye Health Awareness Programme



Doctor's Day Celebration



Eye Donation Campaign at Hyundai



Teachers Day - Awareness Campaign



World Environment Day



World Glaucoma Day - Awareness Walk



World Sight Day Seminar in Govt. School

SANKARA EYE HOSPITAL, KANPUR

Inaugurated on: 09 March 2008



MAJOR DONORS

- > Sankara Eye Foundation, USA
- > Jaslok Chanrai Community Eye Care

PARTNERS IN SERVICE

- > Ms Tania Lal

CORPORATES / FOUNDATIONS WHO HAVE SUPPORTED DURING THE YEAR 19-20

- > Mission For Vision

ABOUT THE HOSPITAL

People of this large State of Uttar Pradesh are receiving the Gift of Vision, thanks to Sankara Eye Hospital, Kanpur established on Oct 12th 2014. The need is huge in this State wherein there is a large Rural Population which is looking for quality eye care. This State of the Art Eye Hospital is serving the 7 Districts of Uttar Pradesh

The much required Human resource, Medical and Paramedical have been identified from this State, trained and subsequently posted to serve the people of Uttar Pradesh.

ADMINISTRATION

Dr. Puneet Johri, CMO

Mr. Gnanasekaran C, Unit Head



Total Beds 225 (200/25)



No of Employees 96

SPECIALITY EYE CARE

Outpatients

20,368

Surgeries Performed

943

COMMUNITY EYE CARE

Camps Conducted

241

Patients Screened

29,634

Free Surgeries Performed

13,136



कानपुर



CME on Cross Eyes – Break through Excellence



New patient ward inaugural pooja



Vision Center Inauguration



Hospital Day Celebration



Pampi Jain Mega Outreach Camp

SANKARA EYE HOSPITAL, JAIPUR

Inaugurated on: 07 December 2017



MAJOR DONORS

- > Kamalnayan Bajaj Foundation
- > ENPEE Group
- > Mrs.Indu & Mr.Jyothi Kumar Maheshwari
- > Sankara Eye Foundation, USA

ABOUT THE HOSPITAL

In the pink city of India, the capital of the state of Rajasthan. Sankara Eye Hospital Jaipur was launched on Dec 07th 2017. This State of the art Tertiary Eye Care Hospital is serving 9 Districts in the State of Rajasthan.

ADMINISTRATION

Dr. Neeraj Shah, CMO
Mr. Manoj Sharma, Unit Head

PARTNERS IN SERVICE

- > Rajasthan Association of North America(RANA)
- > Dr Dhanpat C Mohnot, Jodhpur
- > Purvi & Santosh Janardhan

CORPORATES / FOUNDATIONS WHO HAVE SUPPORTED DURING THE YEAR 19-20

- > Mission for Vision
- > FOUR SEASONS Pvt. Ltd

SPECIALITY EYE CARE

Outpatients

61,350

Surgeries Performed

2,714

COMMUNITY EYE CARE

Camps Conducted

164

Patients Screened

21,480

Free Surgeries Performed

6,759



Total Beds 225 (200/25)



No of Employees 114



World Sight Day 2019 National Conference at Sankara Jaipur



World Sight Day – Walkathon with 1000 Participants



World Sight Day – Painting Competition



Co-Sponsors meet with our Founder



Support Staff Day



Women's Day Self Defense Training



Rangoli Competition



Annual Day Celebration



Annual Day Sports Week

SANKARA EYE CENTRE, INDORE

Inaugurated on: **30th January 2020**



MAJOR DONORS

- > Bajaj Group
- > Wen Giving Foundation
- > Naraindas Morbai Budhrani Trust
- > Sankara Eye Foundation. USA

PARTNERS IN SERVICE

- > Balaji Sewarth Vinod Agarwal Foundation
- > Gopesh Kumar and Prerna Gupta Family
- > Sri Shanti Agrawal - Chabcharia Shuthibai Shardadevi P&D Trust
- > Sri Yekollu Mohan, Rama Reddy & Smt. Yekollu Sakuntala
- > Mr. Yeturu Venkara Satyasena Reddi & Mrs. Yeturu Saroja Reddi

CORPORATES / FOUNDATIONS WHO HAVE SUPPORTED DURING THE YEAR 19-20

- > Mission For Vision
- > Shishir Bajaj Charitable Trust
- > Bajaj Auto Limited
- > Shuthi Bai Sharda Devi Dharmik Trust
- > Apollo Creations Pvt Ltd
- > The South Indian Cultural Association (SICA)
- > ITL Industries Ltd
- > Indore Bhaktha Samaj

ABOUT SANKARA EYE CENTRE, INDORE

Indore, the cleanest city in India in the State of Madhya Pradesh, saw the launch of Sankara Eye Hospital on Jan 30th 2020. This 225 bed Super Speciality Eye Hospital will serve the Districts of Madhya Pradesh.

Adhi Sankara Bhagavatpadha met his guru at Omkareshwar close to Indore. Sankara is privileged to serve the people of this Divine State of Madhya Pradesh irrespective of their socio economic status.

SPECIALITY EYE CARE

Outpatients

5,715

Surgeries Performed

126

ADMINISTRATION

Dr. Shweta Gupta, Medical Coordinator

Dr. Rituraj Sharma, Unit Head

LOCAL PATRONS

Mr.V.S.Mani

Mr.Santosh Muchhal

Mr Rajendra Jain



Total Beds **225 (200/25)**



No of Employees **92**



SANKARA EYE CENTRE, INDORE Inauguration



R.JHUNJHUNWALA SANKARA EYE HOSPITAL PANVEL, MUMBAI



SANKARA EYE HOSPITAL, HYDERABAD - BHOOMI POOJA



11 VISION CENTRES OF SANKARA



VC- Annur



VC- Perur



VC- Krishnagiri



VC- Sathyamangalam



VC- Shikaripura



VC- Channagiri



VC- Kapadvanj



VC- Ahmedgarh



VC- Kannauj



VC- Neem ka Thana



VC- Aruppukottai



HUMAN RESOURCE

Developing the Human Asset the Humane Way

Nourishing a positive work culture (Employee Satisfaction Survey)

ESS made it possible for creating a culture of bottom-up approach fostering empowerment and involvement of all employees. A theme based survey understanding satisfaction levels and gathering feedback from employees on scope for development towards a positive work atmosphere and as a result redesigning of process in order to ensure better response to new needs, more efficient use of systems and more robust management of process.

Green Human Relations Management

As part of the Green HRM initiatives to reduce carbon emission and to become influencers, a centralised DBMS was implemented. An environment friendly HR practice where in HR Team members could safely secure documents in lesser time span and access them. Creates a long lasting sustainable development and supports in reduction of employee carbon footprints.

Pooling younger talents

Campus recruitment for Management Team attracted young talents to the movement. Strengthening our Succession Planning Strategy for Management roles. This in turn has increased the possibilities of experienced and capable employees to assume leadership roles.

Leveraging technology

Focus 2019-2020 road map includes enhancing the effectiveness of HR team by leveraging technology. Robotic Automation Process got introduced. Virtual HR assistant "SEFI BOT" - Sankara E- Functional Interface took on mundane jobs paving way for HR team to focus on Quality HR. SEFI, a pioneer and initial bot in Health Care Systems computes payroll of 1700+ employees in 3 hours vis-à-vis 240 man hours. SEFI BOT increases HR effectiveness, decreases repetitive works and the running cost was brought down by 50%.

Identifying talents from within


Sankara, being an equal opportunity generator, has also focused and supported women empowerment for past 2 decades and continues to do so. This supports in local community employment, particularly nurturing the rural talents of the country. Staff for upcoming hospitals are chosen within the same geographical location, trained adequately at the mission headquarters and are supported to carry forward the mission and vision of the organisation.

Working towards LEAN HR Process and Systems

Understanding processes that creates value for the department and employees, revisiting and redesigning process to run seamlessly, identification of bottlenecks and process with little values giving rise to continuous improvement. LEAN HR process emphasis on maximising efficient process & systems and minimizing or eliminating unnecessary processes, creating a flow with bare minimum stops, focusing on employee needs, fostering a culture where is all contribute towards continuous improvement and these continuous improvements to be systemised.




Sankara's Total Workforce
1768


Employee Satisfaction Score
85.15%


Employment Generated
216


Women Workforce
54%

SANKARA ACADEMY OF VISION

COURSES 2019-20

INTAKE

Ophthalmologists (Post Graduation)	61
Ophthalmologists (Fellowship)	91
M.Sc Optometry	78
B.Sc Optometry	304
Optometry Internship	30
Optometry Fellowship	169
Vision Care Technicians	242
Observership	75
Total Students Enrolled	1050

WITH FOCUS ON TECH SAVVY EDUCATION

STRATEGIC FOCUS TOWARDS 2020

The year was special as we had 1050 Students as part of our various training programmes this year. We took forward the strategic focus of becoming a Centre of Excellence in eye care education.

While the previous partnerships have helped with infrastructure, integration with the hospitals across Sankara Eye Foundation, India allowed Sankara Academy of Vision to not only draw on the faculty from amongst the medical care providers, but also share infrastructure and the clinical load.

Focusing on quality research & innovation through a stimulating and dynamic culture combining multi-disciplinary perspectives, we have ensured that all our institutional ethics committees are registered with the DCGI -CDSCO. In addition, our ethics committee at Sankara Eye Hospital, Bengaluru was accredited by NABH (National Accreditation Board for Hospitals).

Establishing cross functional teams between our clinical colleagues, academia, biomedical team and through strategic partnerships had enabled us to complete 48 research projects. 3 patent applications have been filed.

SAV has also taken on the onus of ensuring ongoing training for the personnel and coordinate training programmes at these centres. We have structured the induction of all cadres, and ensured ongoing training to ensure our team was empowered with the knowledge and skills needed to provide the best of eye care.

Our Plan for 2020 emphasised on Effective & Efficient Use

of Resources. We reduced Information Gap with improved Communication to internal & external stakeholders. A relook at curriculum not relevant to current needs in all programmes.

A conscious effort was initiated to formalise our alumni network to strengthen the bond forged with Sankara during their training. We look ahead over the coming years to build on this foundation to be recognised as a hub for eye care excellence and look to leverage our network of visionaries to further the vision of eliminating avoidable blindness from India.

In collaboration with the University of Bonn, Germany, Sankara Academy of Vision works on looking at Diabetic Retinopathy using a hand held device.

STUDENT MATTERS

2019 had us further strengthen our initiatives to ensure best in class training experience for our students across programmes.

We have become among the first eye care organisations to have a psychologist as a part of our team. This has allowed us to look at various perspectives.

Today our entrance exams and evaluations across programmes have been structured, keeping in mind the stress at play in these young health care workers. Insights on possible stressors in enabled us in tweaking the schedule of certain subjects in

optometry to standardisation of the exit process for our fellowships. Periodic sessions were structured to ensure mental wellness of our students and help faculty understand that mind matters.

A Train-the-Teachers Programme was curated with experts in Medical Education Delivery. This was to expose our faculty to alternate methods of teaching and adopt objective methods of assessment.

Ophthalmic Assistants have been the vanguard of eye care at Sankara. To enable them to have a better understanding of the subjects and leveraging technology, lectures in over 30 topics were recorded and uploaded on Microsoft Streams, which they could access at their convenience.

The Sankara College of Optometry has established itself among the premier colleges in the state. Our students secured the first four ranks in the university exams. Recognising the need to help them evolve as global citizens we continued our association with Young Indians - CII, wherein they were encouraged to participate in social awareness events on road safety and organ donation. In addition, sessions on leadership and a workshop on design thinking was hosted.



Dr.J K Reddy and other colleagues present new innovations in cataract and refractive surgery at the ESCRS conference at Paris.



RESEARCH & INNOVATION

From drug intervention trials, to use of artificial intelligence in identifying diseases affecting children to analysing changes in the eye in specific conditions to creating devices and charts that can enable early detection a number of clinical and applied research projects were initiated.

3 patents have been filed by our colleagues from Coimbatore, Shivamogga and Bangalore on A Novel Single Iris Retractor for the Management of Intraoperative Floppy Iris Syndrome (IOFIS) in Phacoemulsification Surgery to a specialised Hyperbole Intraocular Lens To Reduce Dysphotopsia and a unique device For Currency Identification And Authentication

Towards a structured conduct of research and enhancing the governance, a multipronged action plan was implemented. Accreditation of our Institutional Ethics Committee at Bengaluru, Coimbatore, Guntur & Shimoga with DCGI-CDSCO was a step towards standardisation.

A research methodology workshop was conducted with eminent public health and research specialists for our postgraduate students in ophthalmology. Some of our faculty enrolled and were awarded the International Certificate on Principles of bioethics & Human Rights by the Unesco Chair of Bioethics Haifa.

EXTERNAL ENGAGEMENT

Collaboration has been a part of our cultural DNA at Sankara. This year we strengthened our collaboration with the University of Bonn through a study that we undertook on using retinal imaging for diabetes screening.

We continue our partnership with Chitkara University in strengthening the curriculum towards providing high quality optometric education to the students from across India, Nepal, Bangladesh and UAE.

College of Optometrists in Vision Development (COVD) are focussed on enhancing knowledge of vision development. As part of our annual engagement with them, Prof Marc Taub conducted a specialised workshop on binocular vision therapy. Committed to capacity building for larger community good, we continued to offer a one month special primer for students of various optometry colleges. 149 students benefited from this.

Sankara Culture involves a passion to serve the community. Recognising that many of our alumni were keen to continue structured delivery of community eye care, we have embarked on a pilot of collaboration under our Vision 100000. We enrolled 3 of our Alumni from Dibrugarh (Assam), Tirupati (Andhra Pradesh) and Amravathi (Maharashtra), who completed 351 vision restoring surgeries extending the geographic reach of our Gift of Vision.

Dr Kaushik Murali, part of our team at Sankara Eye Foundation, India was invited to speak at the AAIPOS RANZCO Intercontinental Perspective at Sydney, Australia.



WORLD OPTOMETRY DAY

Together, hand in hand, we crusade against blindness.
Sankara Academy of Vision wishes all Optometry colleagues



PUBLICATIONS, RESEARCH AND COLLABORATIONS 2019-20

JOURNALS

Congenital unilateral ectropion uvea with refractory glaucoma, Dr.Rashmi.N.R, Dr. Kamala. S, Dr. Rashmi N R, International Journal of Clinical and Experimental Ophthalmology ~June 2019,Shimoga

“Long term follow up results of pterygium excision with conjunctival autograft using fibrin glue, Dr.Alla Stimitha, Dr.Haritha Veluri, Dr.Stimitha Alla, Dr.Sudhakar Potti, Dr.Nadim Liyakat Khatib,Delhi J Ophthalmol 2019;29:30-34; Doi http://dx.doi.org/10.7869/djo.00 Apr-Jun 2019,Guntur”

“Perforated Shield Ulcer with Secondary Bacterial Superinfection in a Case of Severe Vernal Keratoconjunctivitis, Dr.Shashidhar Banigallapati, Dr.Shashidhar Banigallapati, Dr.Akhil Bevara, Dr.Nadim Khatib, Dr.Sudhakar Potti,Delhi J Ophthalmol 2019;29:127-129; Doi http://dx.doi.org/10.7869/djo.468 April-June 2019,Guntur”

“A Case Series on Traumatic Optic Neuropathy, Dr.Rampriya, Dr.Rampriya.C, Dr.Visalakshi.s, Dr.Sudha.N, IOSR Journal of Dental and Medical Sciences (IOSR-JDMS) e-ISSN: 2279-0853, p-ISSN: 2279-0861.V (May. 2019), PP 43-47, Krishnankoil”

“Alterations in Specular Microscopy Following Combined Phacotrabeculectomy with MMC and Phacoemulsification, Dr.Pooja A Angadi,Dr.Pooja A Angadi, Dr.Ajita Sasidharan, Dr.Surabhi Abbagani, IOSR Journal of Dental and Medical Sciences (IOSR-JDMS) e-ISSN: 2279-0853, p-ISSN: 2279-0861.(June. 2019), Coimbatore”

Safety & efficacy of single subconjunctival triamcinolone 5 mg depot vs topical loteprednol post cataract surgery: less drop cataract surgery, Dr.Vivek Chaitanya, Dr.Jagadeesh Kumar Reddy, Dr.Vivek Chaitanya, Dr.Neeraj Shah, Dr.Venkata Prabhakar Guduru, Dr.Shadab Khan, Dr.Siddharthan Kuttupalayam, International Journal of Ophthalmology, Vol. 12, No. 5, May 18, 2019 ,Coimbatore

Ocular coherence tomography angiography features of congenital hypertrophy of retinal pigment epithelium, Dr.Mahesh Shanmugam, Dr.Mahesh Shanmugam, Dr.Konana VK, Dr.Ramanjulu R, Dr.Mishra K C, Dr.Sagar P, Dr.Simakurthy S,Indian J Ophthalmol Apr 2019;67:563-6, Bangalore

Vitreous Wiping, a new technique for removal of vitreous cortex remnants during vitrectomy, Dr.Mahesh Shanmugam, Dr.Mahesh Shanmugam, Dr.Ramanjulu R, Dr.Mishra D, Dr.Simakurthy S, Acta Ophthalmol June 2019 doi:10.1111/aos.14135, Bangalore

Fibrin sealant for temporary retinopexy, Dr.Mahesh Shanmugam, Dr.Mahesh Shanmugam ,Indian J Ophthalmol May 2019;67:682-3. , Bangalore

Optical coherence tomography angiography in assessment of response to therapy in retinal capillary hemangioblastoma and diffuse choroidal hemangioma, Dr.Pradeep Sagar, Dr.Sagar P, Dr.Mahesh Shanmugam, Dr.Konana VK, Dr.Ramanjulu R, Dr.Mishra KC, Dr.Simakurthy S,Indian J Ophthalmol May 2019;67:701-3. , Shimoga

Unilateral Isolated Internal Ophthalmoplegia – Idiopathic Etiology, Dr.Sowmya Murthy, Dr.Sowmya Raveendra Murthy, Dr.Priyanka Sudhakar,Nigerian Journal of Ophthalmology | Volume 27 | Issue 1 | January-June 2019,Bangalore

Analysis of macular, foveal, and retinal nerve fiber layer thickness in children with unilateral anisometropic amblyopia and their changes following occlusion therapy, Dr.Kavitha, Dr.V Kavitha, Dr.Mallikarjun M Heralgi, Dr.Patel Deep Harishkumar, Dr.Sneha Harogoppa, Dr.H M Shivaswamy, Dr.H Geetha,Indian Journal of Ophthalmology July 2019,Shimoga

“Biometric indices and corneal astigmatism in Indian subjects with cataract”, Dr.Sahil Bajaj, Dr.Sahil Bajaj, Dr.Manoj Gupta, Dr.Sanchi Vohra,International Journal of Scientific Research in July 2019, Ludhiana”

Unusual case of dystrophic calcification mimicking infective keratitis post cataract surgery- managed with lamellar keratoplasty, Dr.Pallavi Joshi, Dr.Pallavi Joshi, Dr.Sanjana P, Dr.Girish Budhrani,Indian Journal of Clinical and Experimental Ophthalmology, July-September, 2019;5(3):411-413, Bangalore

Performance of a New-Generation Extended Depth of Focus Intraocular Lens—A Prospective Comparative Study, Dr.Madhivanan Nivean, Dr.Madhivanan Nivean, Dr.Pratheeba Devi Nivean, Dr.J.K Reddy, Dr.Kavithaa Ramamoorthy, Dr.Nishanth Madhivanan, Dr.Mohan Rajan, Dr.Sabyasachi Sengupta,Asia-Pacific Journal of Ophthalmology Volume 8, Number 4, July/August 2019,Coimbatore

Toxoplasma retinitis in immunocompromised host with normal CD4 count – A case report, Dr.Minija, Dr.Minija CK, Dr.Padmaja K and Dr.Dubey N,Clinical Case Reports International – Ophthalmology-2019 | Volume 3 | Article 1116-21 Aug. 2019,Bangalore

Opacified Foldable Intraocular Lens After Cataract Surgery Managed with Intraocular Lens exchange, Dr.Prajakta Modak ,

Dr.Prajakta Modak , Indian J.Sci.Res. 10 (1): 203-204, 2019 August , Bangalore

Unusual case of dystrophic calcification mimicking infective keratitis post cataract surgery- Managed with lamellar keratoplasty, Dr.Sanjana P, Dr.Pallavi Joshi, Dr.Sanjana P, Dr.Girish Budhrani,Indian Journal of Clinical and Experimental Ophthalmology, July-September, 2019, Bangalore

“Post-traumatic suprachoroidal dislocation of crystalline lens and its management, Dr.Payal Shah, Dr.Mahesh P Shanmugam, Dr.Payal Shah, Dr.R Rajesh, Dr.Divyansh K Mishra, Dr.Pradeep Sagar, Dr.Abhishek Sheemar,Indian J Ophthalmol [serial online] 2019 [cited 2019 Aug 22];67:1469-70, Bangalore”

“A rare case of giant subretinal migration of cysticercosis cyst with extensive epiretinal membrane and subretinal fibrosis, Dr.Madhu Kumar ,Madhu Kumar, Swarnalatha Poluri, Vinaya Kumar Konana, Ishfaq Ahmed Sofi, Jayamadhury Gudimetla, Parag Anil Bagad,Indian J Ophthalmol 2019;67:1485-7-Sep 2019,Guntur”

Isolated Sacrococcygeal Tuberculosis, A Case Report Of A Rare Atypical Presentation, Dr.Daksh Gadi, Dr.Daksh Gadi, Dr.Saket Nigam, Dr.Deepti Gupta, Dr.Akanksha Sinha, EJMED, European Journal of Medical and Health Sciences Vol. 1, No. 4, September 2019,Kanpur

“Comparing low-cost handheld autorefractors: A practical approach to measuring refraction in low-resource settings, Dr.Kaushik Murali, Dr.Arunika Agarwal, Dr.David E. Bloom, Dr.Vincent P. deLuise, Dr.Alyssa Lubet, Dr.Kaushik Murali, Dr.Srinivas M. Sastry, PLOS ONE 14(10): e0219501, OCT 2019,MHQ”

Adenoid Cystic Carcinoma of Paranasal Sinuses – Review from Ophthalmic Standpoint, Dr.Prithviraj Udaya, Dr.Prithviraj Udaya & Dr.Sairani Karanam, Ophthalmology Clinics & Research OCR, 3(1): 112-114, ISSN: 2638-115X, Oct 2019,Guntur

Analysis of macular, foveal, and retinal nerve fiber layer thickness in children with unilateral anisometropic amblyopia and their changes following occlusion therapy, Dr.Sneha Harogoppa, Dr.V Kavitha, Dr.Mallikarjun M Heralgi, Dr.Patel Deep Harishkumar, Dr.Sneha Harogoppa, Dr.H M Shivaswamy, Dr.H Geetha,Indian Journal of Ophthalmology, October 23, 2019,Shimoga

“Opacification in Hydrophobic and Hydrophilic Acrylic Intraocular lenses, Dr.Sudhakar Potti, Dr.Sudhakar Potti,

Dr.Akhil Bevara , TNOA Journal of Ophthalmic Science and Research, Nov 2019, 57:255., Guntur”

“Scleral melt following Mitomycin-C application after Pterygium excision, Dr.Akhil Bevara, Dr. Akhil Bevara, Dr.Shashidhar Banigallapati ,Digital Journal of Ophthalmology, Harvard University & Medical School, USA. 18-Nov-2019, Guntur”

“Precipitation of Herpetic stromal keratitis after collagen cross-linking for Keratoconus, Dr.Sudhakar Potti, Dr.Sudhakar Potti, Dr.Parag Anil Bagad, Dr.Nadim Khatib, Dr.Akhil Bevara ,Indian Journal of Ophthalmology-2020;68:207, January 2020 ,Guntur”

“Deep stromal neovascularization following Collagen cross linking for Keratoconus, Dr.Akhil Bevara, Dr.Akhil Bevara, Dr. Sudhakar Potti, Digital Journal of Ophthalmology, Harvard University & Medical School, USA-Dec 16, 2019 Volume 25, Number 4,Guntur”

“OCCURRENCE OF OCULO CARDIAC REFLEX DURING STRABISMUS SURGERY, Dr.Shalini, Dr.Gujjula Shalini, Dr.K Chakrapani, Dr.Netra Harsha, Dr.Sairani Karanam, Dr.Srinivasarao Nambula, Delhi Journal of Ophthalmology – Vol. 30, No.1, July-September 2019 ,Guntur”

“Late onset DCR surgical site herpes zoster in an immunocompetent patient: A rare presentation, Dr.Vivek Chaitanya, Dr.E Vivek Chaitanya, Dr.T V Shruthi, Dr.Neeraj A Shah, Indian Journal of Ophthalmology-Dec 2019 IP: 49.205.61.188 |Volume 68 Issue 1, Coimbatore”

Severe focal stromal degeneration up to descemet membrane after corneal collagen cross-linking, Dr.Venkata Prabhakar, Dr.G V Prabhakar, Dr.N Panickar, Dr.J K Reddy, Dr.S K Sivasubramaniam, Dr.A Singh, Indian Journal of Ophthalmology (ISSN:0301-4738, Vol 68, issue 01, January 2020),Coimbatore

“Acute severe corneal hydrops in Keratoconus, Dr. Akhil Bevara, Dr.Shashidhar Banigallapati, Dr.Akhil Bevara, TNOA Journal of Ophthalmic Science and Research 2019;57:331; Doi:10.4103/ tjosr. tjosr_65_19 October-December 2019, Guntur”

“Optical coherence tomography angiography based analysis of intrinsic vasculature in juxtapapillary melanoma after Ruthenium-106 plaque brachytherapy, Dr.Vinaya Kumar, P Mahesh Shanmugam, Vinaya Kumar Konana, Rajesh Ramanjulu, KC Divyansh Mishra, Pradeep Sagar, Dilip Kumar, Ind J Ophthalmol Nov 2019;67:2086-8,Bangalore”

“Capsular contraction syndrome after cataract surgery in an eye with Pseudoexfoliation, Dr.Eswar Sakare, Dr.Eswar Sakare, Dr.Sudhakar Potti, Dr.Akhil Bevara, Dr.Navaneetha Devireddy, Dr.Thejesvi Gaddale ,TNOA Journal of Ophthalmic Science and

Research 2019;57:336; Doi: 10.4103/ tjosr. tjosr_68_19-October-December 2019 ,Guntur”

Primary Iris Stromal Cyst presenting as Acute Secondary Angle Closure Glaucoma treated with ND: YAG LASER peripheral iridotomy— A rare occurrence, Dr.Sairani, Dr.Karanam Sai Rani, Dr.V. Mahathi, Dr.N. Srinivasa Rao, Delhi Journal of Ophthalmology Vol. 30, No. 2, October-December 2019,Guntur

Trypan Blue Assisted Cataract Surgery: Assessing Ideal Contact Time with and without Air Injection and Its Effect on Endothelial Cell Count, Dr.Nizara Kurmi, Dr.Nizara Kurmi, Dr Nisha V. Ahuja, International Journal of Science & Research – IJSR - Volume 8 Issue 12, December 2019,Anand

Management of Tunnel Infiltrate of Multi-Drug Resistant Pseudomonas Aeruginosa with Topical Piperacillin /Tazobactam & Patch Graft in a Tubercular Patient, Dr.Sandeep Kumar ,Dr.Sandeep Kumar, Dr.Akanksha Sinha, Dr.Gaurav ,Bihar Journal of Ophthalmology-BJO Vol-44 Issue-2 November 2019 ,Kanpur

Accuracy of Refractive Outcome Using Optical Low Coherence Reflectometry in Silicone Oil-Filled Eyes Undergoing Intraocular Lens Implantation with Silicone Oil Removal, Dr.Minija ,Dr.Minija, Dr.P.Mahesh Shanmugam, Dr.Padmaja, Dr.Nidhi Dubey, Dr.Rajesh Ramanjulu, Dr.Divyansh Mishra, Nigerian Journal of Ophthalmology-Ophthalmological Society of Nigeria- Volume 27, No. 2 July-December 2019,Bangalore

Commentary: The shift to intra arterial chemotherapy – Relevance in Indian context, Dr.Mahesh Shanmugam ,Dr. Mahesh Shanmugam ,Indian J Ophthalmol Dec 2019;67:2011-2.,Bangalore

Vitrectomy as a treatment modality in vitreous seeding secondary to ciliary body melanocytoma, Dr.Mahesh Shanmugam ,Dr.Mahesh Shanmugam, Dr.Ishfaq Sofi, Dr.Pradeep Sagar, Dr.Vinaya Konana, Dr.Rajesh Ramanjulu,Indian J Ophthalmol Dec 2019;67:2083-5,Bangalore

Sirius Topographer Interpretation made easy, Dr.Mallikarjun, Dr.Mallikarjun, Dr.Kavitha, Dr.Rajashekar, Dr.Roopashree, Dr.Manisha ,DOS Times-Delhi Ophthalmological Society - Volume 25, Number 2, September-October 2019,Shimoga

“Doughnut osteoma: A rare case of circumpapillary choroidal osteoma, Dr.Manit Sanjay Agrawal, Dr.Manit Sanjay Agrawal, Dr.Madhu Kumar, Dr.Vinaya Kumar K, Dr.Jayamadhury Gudimetla, Dr.Ashok Kanakamedla, Dr.Parag Anil Baga, Indian J Ophthalmol - ISSN : 0301-4738 Vol 67, Issue 12, December 2019,Guntur”

Clinical profile and management outcomes of traumatic submacular hemorrhage,

Dr.G.S.Gujral, Dr.Gaganjeet Singh Gujral A, Dr.Manisha Agarwal, Dr.Rahul Mayor, Dr.Darius Shroff, Dr.Jay Chhablani, Dr.Mahesh P. Shanmugam,Iranian Society of Ophthalmology-Journal of Current Ophthalmology, 22 Oct 2019, 31(4):411-415,Bangalore

Brown-McLean syndrome after phacoemulsification, Dr. B V Roopasree, Dr.M H Mallikarjun, Dr.V Kavitha, Dr.J Rajashekar, Dr.B V Roopasree, Dr.Ankit Deokar, Brown-McLean syndrome after phacoemulsification. Indian J Ophthalmol-Oct-2019;67: 1710-1., Shimoga

Ultrasonographic and Clinical Correlation of Optic Disc Cupping – A Report, Dr.Sowmya , Dr.Sowmya Raveendra Murthy, Dr.Ankita Sharma, Niger J Ophthalmol Feb 2020;27:86-9.,Bangalore

Superior Segmental Optic Nerve Hypoplasia Presenting With Exotropia and Nystagmus – Case Report, Dr.Sowmya, Dr.Sowmya Raveendra Murthy, Dr.Khushboo Gupta, Dr.Nivedhitha Nikhil, Niger J Ophthalmol Feb-2020;27:94-6,Bangalore

Swept source optical coherence tomography in globe perforation, Dr.Rajesh Ramanjulu, Dr.Devashish Dubey, Dr.Mahesh Shanmugam, Dr.Rajesh Ramanjulu, Dr.KC Divyansh Mishra, Dr.Bindya Doshi,2019 Indian Journal of Ophthalmology-Oct 2019,Bangalore

“Presumed solitary circumscribed retinal astrocytic proliferation, Dr.Rajesh Ramanjulu, Dr.Devashish Dubey, Dr.Mahesh Shanmugam, Dr.Rajesh Ramanjulu,Indian J Ophthalmol Nov 2019;67:2052-3 Volume 67 Issue 12 ,Bangalore ”

SUTURELESS CLOSURE OF 23- AND 25-GAUGE LEAKING SCLEROTOMIES WITH THE SCLERAL NEEDLING TECHNIQUE., Dr.Preethi Sridharan, Dr.Rajesh Ramanjulu, Dr.Mahesh P Shanmugam, Dr.Divyansh Mishra, Dr.Abhishek Sheemar, RETINA – The Journal of Retinal and Vitreous Diseases”-Dec 2019, Bangalore

Oculovestibular Reflex, Dr.Sriram Simakurthy, Dr.Sriram Simakurthy, Dr.Koushik Tripathy, StatPearls Publishing; 2020 Jan, Guntur

Valsalva Retinopathy, Dr.Sriram Simakurthy, Dr.Sriram Simakurthy, Dr.Koushik Tripathy, StatPearls Publishing; 2020 Jan, Guntur

Comparative study on Iris Claw lens Implantation with and without Peripheral Iridectomy and its effect on Post Operative Intraocular pressure, Dr.Anant Singhi, Dr.Anant Singhi, Dr. Nisha V Ahuja, IOSR Journal of Dental and Medical Sciences (IOSR-JDMS) e-ISSN: 2279-0853, p-ISSN: 2279-0861.Volume 19, Issue 1 Ser.3 (January. 2020), Anand

Validation of Deep Convolutional Neural Network-based algorithm for detection of diabetic retinopathy – Artificial intelligence versus clinician for screening,

Dr.Payal Shah, Dr.Payal Shah, Dr.Divyansh K Mishra, Dr.Mahesh P Shanmugam, Dr.Bindiya Doshi, Dr.Hariprasad Jayaraj, Dr.Rajesh Ramanjulu, Indian J Ophthalmol 2020;68:398-405 Jan-Feb 2020,Bangalore

“Efficacy of School Screening by Photoscreeners and Prevalence of Amblyopia in Primary School Children in Karnataka, Dr.Vidhya, Dr.Sowmya M, Dr.Kaushik Murali, Dr.Vidhya, EC Ophthalmology Research Article Jan 2020-11.2, Volume 11, Issue 2,Bangalore”

Impact of Outdoor Play in Sunlight – An Additive Factor with Atropine 0.01% for Preventing Myopia Progression, Dr.Kaushik Murali, Dr.Kaushik Murali, Dr.Vidhya C & Dr.Anshupa, Acta Scientific Ophthalmology (ISSN: 2582-3191)-Feb 2020,MHQ-Bangalore

Central corneal thickness and corneal diameter in preterm and term newborns and preterm neonates at term, Dr.Anurag Shandil, Dr.Prateek Sehrawat, Dr.Sarita Beri, Dr.Rajiv Garg, Dr.Vikram Datta, Dr.Anurag Shandil, Indian Journal of Ophthalmology Volume 67 Issue 10,Guntur

Pressure-Induced Stromal Keratopathy after Laser-Assisted In situ Keratomileusis with High Intraocular Pressure in Disguise, Dr.Pooja C M, Dr.K.S.Siddharthan, Dr.C. M. Pooja, Dr.G. V. Prabhakar, TNOA Journal of Ophthalmic Science and Research-March 2020,Coimbatore

IMPLICIT OF CONTRALATERAL EYE SURGERY IN ABERRANT REGENERATION OF OCULOMOTOR NERVE PALSY (OCULOMOTOR SYNKINESIS), Dr. Rajlaxmi B. Wasnik, Dr.V Rajesh Prabu, Dr. Rajlaxmi B Wasnik, Dr. Parul Priyambada, Dr. Ranjini H, International Journal of Advanced Research-IJAR, 10.21474/IJAR01/10728, March 2020,Coimbatore

“Global Retinoblastoma Presentation and Analysis by National Income Level, Global Retinoblastoma Study Group & Dr.Mahesh Shanmugam ,JAMA Oncology-PMCID: PMC7047856 PMID: 32105305-online 2020 Feb 27,Bangalore”

“Recurrent unintentional filtering blebs after vitrectomy: A case report, Dr.Pradeep Sagar ,Dr.Mahesh Shanmugam, Dr.Pradeep Sagar, Dr.Vinaya K Konana, Dr.Sriram S, Dr.Rajesh Ramanjulu, Dr.Abhishek Sheemar, Dr.Divyansh Mishra KC,

Commentary: Pediatric eye screening – Reaching the unreach, Dr.Kavitha, Dr.V Kavitha, Dr.Mallikarjun M Heralgi, Dr.Sneha Harogoppa, Dr.B V Roopasree, Dr.Ankit Deokar, Indian J Ophthalmol Jan 2020;68:407-8.,Shimoga

“Acquired conjunctival sessile hemangioma, Dr.Rajesh Ramanjulu, Dr.Devashish Dubey, Dr.Rajesh Ramanjulu, Dr.Mahesh P Shanmugam, Dr.Divyansh K Mishra, Indian J Ophthalmol 2020, IJO.1978-19R2 ,Bangalore ”

“Acquired retinal astrocytoma: Transpupillary thermotherapy– a viable alternative treatment option, Dr.Rajesh Ramanjulu, Dr.Devashish Dubey, Dr.Rajesh Ramanjulu, Dr.Mahesh P Shanmugam, Dr.Divyansh K Mishra, Indian J Ophthalmol 2020; IJO.1724-19R4 ,Bangalore ”

A rare case of intraocular communicating cysticercosis, Dr.Keerthi Devi, Dr.Keerthhi Dhevi, Dr.V Anusha, Dr.M Prabhu Shanker, Dr.G Geetha S,Indian J Ophthalmol 2020, IJO_1939-19R5,Coimbatore

Reading Skill of Deaf Students, Ms.Renu Thakur, Ms.Renu Thakur, Ms.Sangeeta Pant, Mr.Jaikishan Jaya Kumar, Indian Journal of Public Health Research & Development. Feb 2020; 11(2): 124-127., SCO-Ludhiana

The Assessment of suppression in Anisometropia. Punjab. Indian Journal of Public Health Research & Development., Ms.Renu Thakur, Ms.Pandey Namrata, Ms.Thakur Renu., Indian Journal of Public Health Research & Development. Feb 2020; 11(2): 675-677., SCO-Ludhiana

Visual Defects in Hearing Challenged Schoolchildren from Ludhiana, Punjab, Ms.Renu Thakur, Ms.Renu Thakur, Mr.Jaikishan JayaKumar, Ms.Sangeeta Pant, Indian Journal of Otolog Y-ISSN 0971-7749-Volume 25 / Issue 1 / January - March 2019,SCO-Ludhiana

Awareness of Children Eye Problem among Parents, Ms.Renu Thakur, Ms.Tanka B Khadka, Ms.Renu Thakur, Ms.Dhrub K Mandal, Ms.Purushotam K, Ms.Sahani, Ms.Sapana Yadav, Ms.Babli Sharma, Mr.Akhil J Gowda, IJRAR March 2020, Volume 7, Issue 1 www.ijrar.org (E-ISSN 2348-1269, P- ISSN 2349-5138),SCO-Ludhiana

Indian Journal of Ophthalmology-Volume 68 Issue 4-Mar 2020,Shimoga”

Commentary: Pediatric eye screening – Reaching the unreach, Dr.Kavitha, Dr.V Kavitha, Dr.Mallikarjun M Heralgi, Dr.Sneha Harogoppa, Dr.B V Roopasree, Dr.Ankit Deokar, Indian J Ophthalmol Jan 2020;68:407-8.,Shimoga

“Acquired conjunctival sessile hemangioma, Dr.Rajesh Ramanjulu, Dr.Devashish Dubey, Dr.Rajesh Ramanjulu, Dr.Mahesh P Shanmugam, Dr.Divyansh K Mishra, Indian J Ophthalmol 2020, IJO.1978-19R2 ,Bangalore ”

“Acquired retinal astrocytoma: Transpupillary thermotherapy– a viable alternative treatment option, Dr.Rajesh Ramanjulu, Dr.Devashish Dubey, Dr.Rajesh Ramanjulu, Dr.Mahesh P Shanmugam, Dr.Divyansh K Mishra, Indian J Ophthalmol 2020; IJO.1724-19R4 ,Bangalore ”

A rare case of intraocular communicating cysticercosis, Dr.Keerthi Devi, Dr.Keerthhi Dhevi, Dr.V Anusha, Dr.M Prabhu Shanker, Dr.G Geetha S,Indian J Ophthalmol 2020, IJO_1939-19R5,Coimbatore

Reading Skill of Deaf Students, Ms.Renu Thakur, Ms.Renu Thakur, Ms.Sangeeta Pant, Mr.Jaikishan Jaya Kumar, Indian Journal of Public Health Research & Development. Feb 2020; 11(2): 124-127., SCO-Ludhiana

The Assessment of suppression in Anisometropia. Punjab. Indian Journal of Public Health Research & Development., Ms.Renu Thakur, Ms.Pandey Namrata, Ms.Thakur Renu., Indian Journal of Public Health Research & Development. Feb 2020; 11(2): 675-677., SCO-Ludhiana

Visual Defects in Hearing Challenged Schoolchildren from Ludhiana, Punjab, Ms.Renu Thakur, Ms.Renu Thakur, Mr.Jaikishan JayaKumar, Ms.Sangeeta Pant, Indian Journal of Otolog Y-ISSN 0971-7749-Volume 25 / Issue 1 / January - March 2019,SCO-Ludhiana

Awareness of Children Eye Problem among Parents, Ms.Renu Thakur, Ms.Tanka B Khadka, Ms.Renu Thakur, Ms.Dhrub K Mandal, Ms.Purushotam K, Ms.Sahani, Ms.Sapana Yadav, Ms.Babli Sharma, Mr.Akhil J Gowda, IJRAR March 2020, Volume 7, Issue 1 www.ijrar.org (E-ISSN 2348-1269, P- ISSN 2349-5138),SCO-Ludhiana

VIDEO

Paper: Rare case of well Marchesani Syndrome 2. Late bleb Leakage AMG staff, Dr.S.Divyadeepthi, APOS-2019, Kakinada,27th Sept.,2019

Late bleb leakage magic of Amniotic Membrane Transport, Dr.A.Sreeramchran, APOS-2019, Kakinada,27th Sept.,2019

An interesting case: S/P Fento Lasik with DLK & Video and duress, Dr. Madhuri Venigalla, KERACON 2019,Kerala, 13th Dec,2019

POSTERS

The effect of weightlifting Intra ocular pressure, Mr.Mithun Kumar H, Vision 2020, Chennai,8TH June,2020

A Stitch in Time, Saves Nine?, SICS & Scleritis and systemic associations, Dr.Madhuri V, APOS-2019, Kakinada,27th Sept.,2019

Instruction Course: SICS in post vitrectomised eye Poster: A case of angloid streaks with neovascular membrane, Dr.B Silpa, APOS-2019, Kakinada,27th Sept.,2019

Video on Corneal Angiography 2. Poster on Case report of a perforated shield ulcer, Dr.Madhuri V, BUG BUSTER, CORNEA, LVPEI, Hyderabad,18th Oct.,2019

CONFERENCES ATTENDED BY SANKARA DOCTORS: 2019-20

STATE CONFERENCES

Instruction course , Karnataka Ophthalmic Society (KOS), Dr. Umesh, KOS-2019,Belgaum,11th Aug 2019

PBM in treatment for resistant DM, Dr Rajesh R, Karnataka Ophthalmic Society KOS-2019,Belgaum,11th Aug 2019

Instruction course , Karnataka Ophthalmic Society (KOS), Dr Mishra K Divyansh, KOS-2019,Belgaum,11th Aug 2019

Instruction course , Karnataka Ophthalmic Society (KOS), Dr Sowmya R, KOS-2019,Belgaum,11th Aug 2019

Instruction course , Dr. Nidhi Dubey Karnataka Ophthalmic Society Conference, Belgaum,11th Aug 2019

Challenges on strabismus surgery , Dr Vidhya Karnataka Ophthalmic Society Conference, Belgaum,11th Aug 2019

Instruction course , Dr. Pallavi Joshi Karnataka Ophthalmic Society Conference, Belgaum,11th Aug 2019

Assessor training course, Dr. Mahesh Shanmugam P,Bangalore, 12th June

KOSCON 2019, Dr. Mahesha S, Belagavi, 8th Nov,2019

Paper-Scientific Program: KOSCON 2019, , Dr.Mallikarjun M H, Belagavi, 8th Nov,2019

Paper-OCT Analysis OBM Analysis in normal Children and Various types of refractive error, Instructions course on paediatric corneal program, Dr.Kavitha V, KOSCON 2019, Belagavi 8th Nov,2019

USICON-2019, Dr. Ravishankara H N, Bangalore, 20th Sept,2019

Paper-RCM Bio Maker in DME, Dialysis in DME. Biometrisis in DR and Aruanut Injury, Dr. Ravishankara H N, KOSCON 2019 Belagavi, 8th Nov,2019

Paper-RCM Novel biomarker in DME,AMAC Maculopathy, Dr. Pradeep Sagar B K, KOSCON 2019, Belagavi, 8th Nov,2019

Paper-Effect of haemodialysis on macular thickness in diabetes: To study the change in macular thickness as measured by OCT in patients understanding haemodialysis, Dr. Shwetha S KOSCON 2019, Belagavi 8th Nov,2019

Dr. Rajashekar J,KOSCON 2019, Belagavi, 8th Nov,2019

Paper-Study of awareness about eye donation in 8 district of Karnataka Eye

donation awareness in rural population of Karnataka, Dr. Roopashree B V, KOSCON 2019, Belagavi, 8th Nov,2019

Basic CPQIH Training Program, Arjun Raj B, Zamindar Microsurgical Eye Centre, Bangalore,8th June

Instruction course , Karnataka Ophthalmic Society (KOS), Dr. Mahesh Shanmugam P, KOS-2019,Belgaum,11th Aug 2019

Basic CPQIH Training Program, Dr Geeta Gurunath Fulari, Zamindar Microsurgical Eye Centre, Bangalore,8th June,2019

Paper-When trabeculectomy is not enough instruction course, Dr. Kamala S, KOSCON 2019, Belagavi, 8th Nov,2019

Paper-Hyperreflective Dots In Oct May Prompt A Change In Treatment 2. Chororetinectomy - A Novel Tool to Counteract Post Traumatic Rd, Mahesh Shanmugam P, Telangana Ophthalmological Society Meet,Karimnagar,12th July,2019

Challenging Cases: Pteryguim Surgery, Dr. Haritha V, APOS-2019, Kakinada,27th Sept.,2019

Dr.Sudhakar Potti,APOS-2019, Kakinada,27th Sept.,2019

Paper: Evaluation & management of Ptosias, APOS-2019, Kakinada,27th Sept.,2019

Dr. Shashidhar B, APOS-2019, Kakinada,27th Sept.,2019

Acute bilateral intermediate uuatis Associated optic-neuritis of unknown aetiology rare occurrence, Dr.E S R Likitha, APOS-2019, Kakinada,27th Sept.,2019 PPT

Perforated peripheral ulcerative keratitis in HIV - case report - An interesting case of Implantable collamer lens, Dr.D Santha Kumari, APOS-2019, Kakinada,27th Sept.,2019 PPT

Applications of glycerol in ophthalmology, Dr. Tulasi K, APOS-2019, Kakinada,27th Sept.,2019 PPT

Study on Therapeutic penetrating keratoplasty in tertiary eye hospital in South India, Tokala Anuradha, APOS-2019, Kakinada,27th Sept.,2019 PPT

Instruction Course: Demystifying the VKC code, Dr.Bharghavi Lakshmi, APOS-2019, Kakinada,27th Sept.,2019

Instruction Course, Dr.K.Sairani, APOS-2019, Kakinada,27th Sept.,2019

Instruction Course :Polypseudophakia- A surgical adventure. IC - lasers in retina , Dr.Ashok.K, APOS-2019, Kakinada,27th Sept.,2019 ppt

Instruction Course : Cataract and retinal diseases 2. Surgical management of endophthalmitis, Dr.Madhu Kumar, APOS-2019, Kakinada,27th Sept.,2019

Instruction Course : Cases in special Situations, Dr.Jayamadhury, APOS-2019, Kakinada,27th Sept.,2019

Outcomes of deep fungal keratitis with intrastromal vozole: A case series, Dr.Sakare Eswar Rao, APOS-2019, Kakinada,27th Sept.,2019 PPT

Surgical results of congenital esotropia in tertiary eye care hospital, Dr.Srinivasa Rao N, APOS-2019, Kakinada,27th Sept.,2019 PPT

IC: A Stitch in Time, Saves Nine , Dr.S.Sri Lakshmi, APOS-2019, Kakinada,27th Sept.,2019 PPT

Paper: A Stitch in Time, Saves Nine?, SICS & Scleritis and systemic associations, Dr.Anees Fatima, APOS-2019, Kakinada,27th Sept.,2019

Occurrence of oculo cardiac reflex during strabismus surgery, Dr.D.Shalini, APOS-2019, Kakinada,27th Sept.,2019 PPT

Effectiveness of Road Race (3D) game in VTS4 software for normal & CI subjects, Mr.Jitendra Kumar Sahoo, Vision 2020,Chennai 8th June,2020 PPT

A New Digital Dynamic Visual Acuity Device : Experimental Study, Mr.Abdul Subhan, Vision 2020,Chennai 8th June,2020 PPT

The Art & science of SICS Transitions, Dr.K Anuradha, APOS-2019, Kakinada,27th Sept.,2019

Eye on the future 2020, Dr K Sairani,Hyderabd,11th Jan,2020

Paper: Implicit of Contralateral Eye Surgery In Oculomotor Nerve Palsy With Aberrant Regeneration , Dr Rajlaxmi B Wasnik ,SPOSI Annual Conference, ,Chennai,6th Dec.,2019

Paper: VAST -IO Surgeries, Dr .Rajesh Prabu, SPOSI Annual Conference Chennai,6th Dec.,2019

TNOA annual conference, Vijay Shankar S.D,v,9th Aug,2019

NATIONAL CONFERENCES

Instruction course ,Dr. Mahesh Shanmugam P, AIOC-2020 Gurgaon, 13th Feb 2020

Challenging Cases, Vitreo Retina Society of India (VRSI),Dr. Mahesh Shanmugam P, VRSI-2019 Lucknow, 12th May 2019

Instruction course ,Dr. Umesh, AIOC-2020 Gurgaon, 13th Feb 2020

PBM A novel treatment for resistant DME, Dr Rajesh R, AIOC-2020 Gurgaon, 13th Feb 2020

Instruction course , Dr Mishra K Divyansh, AIOC-2020 Gurgaon, 13th Feb 2020

Instruction course , Dr Sowmya R, AIOS-2020 Gurgaon, 13th Feb 2020

Instruction Course & PPT, Dr.Kaushik Murali, AIOS-2020 Gurgaon, 13th Feb 2020

Challenges on strabismus surgery, Dr Vidhya , AIOC-2020 Gurgaon, 13th Feb 2020

AGV IN PAED POPULATION, Dr.Meena Gopinath Menon, Indian Paediatric Glaucoma Hyderabad,12th June,2019

Hidden Metal in the Eye, Dr Anand Balasubramaniam, AIOS-2020 Gurgaon, 13th Feb 2020

Chronic Angle Closure Glaucoma with complicated cataract following reverse ICL Implantation, Dr. Harshavardhan V K AIOC-2020 Gurgaon, 13th Feb 2020

Unusual Management of Puk, Dr. Pallavi Joshi, KERACON,13th Dec-2019

Corneal Toxicity following intra operative use of MMC during Trabeculectomy, Lalitha KJ, AIOC-2020 Gurgaon, 13th Feb 2020

Oculomotor Nerve Palsy -How and why A Retrospective Study in Southern India population, Dr. Prerana Tripathi, SPOSI-2019, Chennai,12th June-2019

Observation Training -Brachytherapy-Sankara Nethralaya, Observation Training, at Sankara Nethralaya, Nathiya M N Chennai, 4th May-2019

Improving Outpatient Flow Management by using 'Design Thinking' in an Eye Hospital: Platform presentation for CAHO QIMPRO Process excellence award competition, Geeta Gurunath Fulari, CAHOCON 2019,Mumbai,13th April,2020

Determination of effectiveness of a new device for the Visually Impaired, ALO -LVPEI-2019, Hyderabad,1st April 2019

Determination of effectiveness of a new device for the visually Impaired, EVIOC SN-2019, Chennai,14th July,2019

Challenging Cases :International Patient Safety Conference, Ms Gayatri Shantharam, Hyderabad, 12th Sept.,2019

International Patient Safety Conference, Ms Anitha S, Hyderabad, 12th Sept.,2019

AIOC-2020, Dr. Mahesha S,Gurugram,13th Feb,2020

AIOC-2020, Dr.Mallikarjun M H,Gurugram,13th Feb,2020

Paper-OBM and OCT analyse in normal Children and features refractive error, Instruction- Squint Course. Presence of Squint in children with features of pseudo strabismus, AIOC-2020, Dr.Kavitha V, Gurugram,13th Feb,2019

VRSI-2019, Dr. Ravishankara H N, Lucknow, 5th Dec,2019

Paper-Role of OCT in Amblyopia therapy, Presence of Squint in children and features of prentosquial, SPOSI-2019, Dr.Kavitha V,7th Dec,2019

Paper-RCM- Novel biomarker in DME, Biometry in silicon oil filled, Dr. Ravishankara H N, AIOC-2020, Gurugram,13th Feb,2020

Paper-RCM Novel biomarker in DME,AMAC Maculopathy, Dr. Pradeep Sagar B K, AIOC-2020, Gurugram,13th Feb,2020

Paper: Monothnapy of INF 2b in case of Differ OSSN: Response of differ OSSN when treated with topical INF 2b, Dr. Ankith Deokar, KERACON 2019, Kumarakom, Kerala,13th Dec.2019

RCT of Preoperative diabetic vitreotomy, Dr.Madhu kumar, VRSI-2019, Lucknow. 5th Dec,2019

KERACON 2019, Dr. Sudhakar Potti,Kerala,13th Dec.2019

AIOC 2020, Dr Sudhakar Potti, Gurugram, 13th Feb,2020

Paper: Hyperreflective dots in OCT may prompt change Treatment, Dr Simakurthy Sriram, AIOC 2020, 13th Feb,2020

Paper: Effect of Voriconazole in micro splendid, Dr.Aprna Nayak, KERACON 2019,Kerala,12th Dec,2019

Paper: Predictors of Traumatic Glaucoma by gomo scopic imaging in closed globe injury case series,

Dr A Sreeram Charan, AIOC 2020,Gurgaon,16th Feb,2020

AIOC 2020,Dr Jaya Madhury, Gurugram, 13th Feb,2020

Keratitis - A case Series, Dr Aparna Nayak N, AIOC 2020,Gurgaon,16th Feb,2020

Dr.Mahesh Shanmugam P, IIRSI, CHENNAI. 6th July,2019

Challenging Cases : Dr.Vijay Shankar S.D, Glauconow - GSI,Lucknow,22nd Sept,2019

Dr.Shruthi Tara, OPAL-2019, Guwahati, 6th Spt,2019

Paper:Juvenile open angle glaucoma in three generation of a same family has been reported Dr.Ajita Sasidharan, , GSI (Glaucoma Society of India), Lucknow,22nd Sept,2019

Paper: Refractive error changes, axial length, IOP before and after NDYOG PI, A Surabhi, GSI, (Glaucoma Society of India),Lucknow,22nd Sept,2019

Paper: SIGS WITH IOL- an alternative to phaco triple-our experience, Dr Pooja A Angadi, , GSI, (Glaucoma Society of India),Lucknow,22nd Sept,2019

Paper:Post cataract surgery - Anterior chamber aspergillus infection masquerading as retained cotton fibre, Dr. Derin Puthur, AIOC-2019,Gurugram 13th Feb,2019

Paper: Variations in refractive error following Nd-Yag PI, Surabhi Abbagani, AIOC-2019,Gurugram 13th Feb,2019

Paper: Late stromal degeneration upto Descemet membrane post corneal collagen crosslinking, Dr.Neha Panickar, , AIOC-2019,Gurugram 13th Feb,2019

Paper: To evaluate refractive outcomes of phakic IOL in stable keratoconus and post keratoplasty astigmatism. Shweta Patro, AIOC-2019,Gurugram 13th Feb,2019

Paper:Suturing technique in DALK, Anushri Agrawal, AIOS 2020,Gurgaon 13th Feb 2019

Rainbow- a gift of vision on wheels, Parul Priyambada, AIOS 2020,Gurgaon 13th Feb 2019

Paper: Use of Interferon alpha 2B as primary treatment modality in Corneal OSSN 2. Use of Intrastromal Bevacizumab for Corneal interface Vascularisation in a case of DALK, Dr. Sumeet Gupta, KOSCON 2019, Belagavi,8th Nov,2019

Anusha Venkataraman, VRSI, Lucknow, India,5th Dec.,2019

B2B session on Vitreo-retinal surgery, Dr. Anusha Venkataraman, AIOS 2020,Gurgaon 13th Feb 2019

KERACON, Dr.Nisha A, Kumaracom, Kerala, 31st Jan,2019

Dr. Manoj Gupta, KERACON, Kerala, 13th Dec,2019

INTERNATIONAL CONFERENCES

Wide Field DR Screening , Dr Mishra K Divyansh. Asia Pacific Ocular Imaging Society(AIPOS), Singapore,17th Jan-2020

Diabetic Vitreoretinal, Dr. Mahesh Shanmugam P, APAO-2020, Xamen PRC, China, 22nd April-2020

AWARDS, ACCOLADES & ACCREDITATIONS 2019 - 20



Padma Shri Award for our Founder & Managing Trustee, **Dr R V Ramani**



QIMPRO Gold Standard Healthcare Award 2019



Our Founder & Managing Trustee **Dr R V Ramani** received the **Dr G Venkatasamy Oration** in TNOA 2019.



QIMPRO QUALTECH Prize for Healthcare edition in 2019.



Sankara Eye Hospital, Coimbatore awarded **Best Performance in CM Health Scheme - Award of Appreciation 2019**, by TN Govt.



Sankara Eye Foundation, India quality initiate **SANQALP** has received the **CAHO Healthcare Award**



ET News Award for "Excellence in Healthcare Quality" in 2019.

SANKARA EYE FOUNDATION, USA

Every year brings new challenges and new goals for all of us at Sankara Eye Foundation (SEF) as we make progress towards our mission to eradicate curable blindness. 2019 turned out to be a challenging year for the US team because of the new tax policies that impacted non-profits and situations beyond our control that impacted our fundraising efforts. Despite the hurdles, the dedicated and resilient volunteer team pushed ahead and managed to get close to our 2019 target of \$6M.

Events are key avenues for raising awareness and donations for SEF, USA and as usual, the team organized many events throughout the country including nine dandia

events, fundraising banquets, concerts with mega Bollywood stars like Sonu Nigam, Neha Kakkar and Shreya Ghoshal, walk-a-thons and many more small and large events. For the first time in our twenty-two-year history, one of our big Bollywood events was postponed due to reasons beyond our control but we managed the situation professionally and made sure that our patrons were fully satisfied. In fact, this experience reinforced their trust in us, and our patrons appreciated our handling of the challenging situation.

One of the key event highlights was the visit from the SEF India team to the US. We were honored to host the India team and felicitate SEF Founder, Dr. R. V. Ramani for the prestigious Padmashri Award he received in 2019. Dr. Ramani, Presidents Mr. Bharath and Dr. Kaushik and the Steering Council member, Mr. Srivatsan participated in the banquets in San Jose, California and Austin and Dallas in Texas. We had panel discussions at these banquets with our India leaders which benefited our patrons and donors across the US. New Jersey banquet had the honor of having Bollywood star, Anupam Kher as the chief guest.

One of our year-end campaign goal was targeted to raise \$4M for the capital projects including Mumbai, Indore and Hyderabad. The SEF teams across different chapters rallied with a variety of initiatives to raise these funds and we are happy to report they were all successful in their efforts. Some members from the US team participated in the inauguration of our tenth hospital in Indore, Madhya Pradesh. The experience was very gratifying and energizing for the volunteer base.

SEF, USA is convinced of the necessity to inspire the youth about this worthy cause so they can continue this journey to eradicate curable blindness in India. Several youth groups across the country organized efforts within their schools, colleges and in the community to raise awareness and donations. One shining example over the years has been the youth activities from the Southern California and Dallas. Every summer, they have demonstrated the power of youth volunteering with creative programs like youth entrepreneurship events and coding workshops that enhance the leadership qualities of the youth and empowers them to become SEF Champions in their communities.

COVID-19 has impacted the entire world and created a sense of uncertainty for the future. The SEF team advocates for the health and safety for all, but it also recognizes the need for supporting the impacted hospitals in this current COVID19 situation. With no revenues coming from paid patients, it has become a challenge to sustain the hospital staff. Thus, we kicked off an initiative to support the hospitals during these difficult times. Recently, we organized a series of seven online eRoshni concerts

broadcasted through Facebook Live and YouTube, to raise awareness of the Covid-19 impact on our hospitals and to collect the \$500,000 Emergency Fund to keep the hospitals afloat. Despite our donor base also struggling with their own health and economic crisis during this Covid19 situation, SEF has managed to raise around \$300,000 for this initiative so far. We are optimistic that we will emerge stronger from this challenging situation.



IMPRESSION

I am extremely happy to see a great institution dedicated to social service at remote places in India. A team of dedicated people could come together to serve the people in the name of Jagadguru Sankaracharya is very gratifying to note. I pray to the almighty and the Aacharyas to shower their blessings to the people behind this Institution.

Justice Rama Subramanian,
Chief Justice, Himachal Pradesh High Court.

Loved to come to the hospital on World Sight Day, 2019. The hospital is giving good service to visually impaired patients in the rural areas- all free of cost. I saw the neat and clean wards; OTs and no discrimination are there for free patients. I commend the hospital authorities for their noble cause and assure all possible help by state government.

Mr. D. B Gupta,
Chief Secretary, Government of Rajasthan.

Amazing is the only word that can express my view. What a Great humanitarian service being delivered by the GRACE of swami and dedicated leadership of Dr. R V Ramani & Dr. Radha Ramani. Best Wishes.

D. R. Karthikeyan IPS,
Former CBI Director.

Came as Examiner for DNB, impressed by the hospitality in Sankara Eye hospital very caring colleagues, very systematic work, well organized examination, it's a life time experience; feeling honored to be in such a good hospital.

Dr. O.P. Anand,
Chief Eye Surgeon, Ministry of Railways, New Delhi.

I very much enjoyed my visit to Sankara Eye Hospital; Great Hospitality. The hospital is very clean though it has to cater to lot of patients. My best regards to all the faculty of this institute.

Dr. Himadri Datta,
Prof. HOD, Midnapore Medical College, West Bengal.

Visited the hospital for the third time. I found that hospital staff takes personal care and investigations came out with latest equipment. Hospital is well equipped & doing a great service to the people of this state. Doctors & other staff members take personal care and they are continuous professional. I wish this Sankara Eye foundation a great success in this service for humanity.

Mr. Dinesh Kumar IAS,
Former Chief Secretary to Govt. of Andhra Pradesh.

I strongly believe that God helps the poor people in one way or another. Sankara Eye Hospital has been blessed by God to help the poor people who are not affordable for eye treatment. I also felt a different light of hope. Sankara hospital will always make a different place in Punjab people's mind.

S. Gurjeet Singh Aujla,
Member of Parliament, Amritsar, Punjab.

The hospital has an incredible facility with world class services. The work done by Sankara in prevention of blindness is commendable. Orbis is so grateful to have Sankara as a wonderful partner in India. Thank you all and all the best.

Dr. Rishi Raj Borah,
Country Director, Orbis India.

SANKARA ALUMINI

**"Vision 100,000",
Enabling Vision Restoration
for 100000 Indians through
Sankara Alumni**



Sankara Eye Foundation has a vision to eliminate preventable and curable blindness.

Gift of Vision Rural Outreach Eye Care Programme has been providing World Class Eye Care with a Social Impact for underprivileged Indians. However, India being home to largest population of curable blindness, there is a need for more surgeries to be done. There are also large areas currently not geographically covered by Sankara that have high incidence of cataract.

Sankara Eye Foundation, India has been training eye care personnel from 1996. Our Alumni currently numbering 584* are located across India. Every year around 100 doctors graduate through our postgraduation and fellowship training programs. They have been trained in cataract surgery at Sankara and are quality conscious. A number of them are interested in practicing community ophthalmology.



With a view to enable fellow ophthalmologists to participate in community eye care beyond their clinical practice, The Vision 100,000 , with a goal to provide Vision Restoring Surgeries to Underprivileged Indians (100,000 procedures annually) through our Alumni has been envisioned. As a spin-off, this would also to enable collaborations in research & other aspects of eye care.

The process involves identifying our partner alumni willing to participate in the program, assess the capacity and infrastructure, perform small incision cataract surgeries maintaining similar protocols and processes as prevalent in the hospitals, Auditing of the cases, funding support on a per case basis and impact assessment.

As a pilot study for the feasibility of such a program, three alumnus were involved in the process, in geographic areas not covered by Sankara. The alumnus enrolled for the process and performed approximately 500 surgeries in 6 months' time, creating interest and enthusiasm for the others to enroll.

PERFORMANCE - 5 YEAR DATA

SPECIALITY EYE CARE PERFORMANCE

Outpatients	2015-16	2016-2017	2017-2018	2018-2019	2019-2020
Coimbatore	80,064	84,938	91,184	97,544	1,00,818
Krishnankoil	37,171	39,785	40,449	39,928	37,825
Kanpur City	14,110	-	-	-	-
Kanpur	7,255	12,600	14,905	19,019	20,368
Guntur	85,222	98,776	1,16,677	1,24,253	1,30,385
Bengaluru	99,687	1,06,244	1,09,270	1,16,644	1,19,148
Shimoga	59,300	62,002	67,154	73,061	76,310
Anand City	2,576	-	-	-	-
Anand	16,041	14,433	14,938	17,108	16,635
Vijayawada	19,371	19,815	953	-	-
Coimbatore city	25,587	25,912	28,888	35,974	28,045
Ludhiana	21,367	20,431	21,432	23,427	20,728
Mumbai	6,070	-	-	-	-
Jaipur	-	-	15,625	62,916	61,350
Indore	-	-	-	-	5,715
Total	4,73,821	4,84,936	5,21,475	6,05,874	6,17,327

Paying Inpatients	2015-16	2016-2017	2017-2018	2018-2019	2019-2020
Coimbatore	7,290	8,274	9,380	10,257	10,367
Krishnankoil	1,576	1,631	1,789	2,146	2,172
Kanpur City	602	-	-	-	-
Kanpur	350	490	660	912	943
Guntur	11,245	12,483	14,626	15,510	15,986
Bengaluru	7,553	8,836	9,291	10,813	11,852
Shimoga	5,313	6,049	6,249	6,295	6,386
Anand	1,462	1,648	2,031	1,968	1,468
Vijayawada	713	729	-	-	-
Coimbatore city	1,174	1,190	1,286	1,482	1,444
Ludhiana	1,089	1,076	1,894	2,010	1,114
Mumbai	326	-	-	-	-
Jaipur	-	-	-	-	2,714
Indore	-	-	379	2,213	126
Total	38,693	42,406	47,585	53,606	54,572

COMMUNITY EYE CARE PERFORMANCE

Campus Conducted	2015-16	2016-2017	2017-2018	2018-2019	2019-2020
Coimbatore	440	429	465	451	431
Krishnankoil	233	221	239	328	343
Guntur	78	97	110	118	122
Bengaluru	227	255	234	248	243
Shimoga	266	228	238	244	264
Anand	241	225	190	204	242
Rishikesh	20	-	-	-	-
Ludhiana	214	187	171	178	180
Kanpur	170	184	225	241	241
Jaipur	-	-	15	147	164
Indore	-	-	-	-	-
Total	1,889	1,826	1,887	2,159	2,230

Patients Screened	2015-16	2016-2017	2017-2018	2018-2019	2019-2020
Coimbatore	69,953	74,018	74,348	68,687	63,006
Krishnankoil	29,748	17,875	17,579	21,079	20,543
Guntur	53,135	57,956	61,221	60,664	44,298
Bengaluru	55,357	47,117	53,015	47,564	47,739
Shimoga	45,991	46,122	44,162	45,983	42,268
Anand	29,537	29,353	28,804	34,328	31,271
Rishikesh	5,030	-	-	-	-
Ludhiana	42,020	50,865	58,740	62,135	56,639
Kanpur	36,216	28,984	31,788	35,614	39,634
Jaipur	-	-	3,766	19,043	21,480
Indore	-	-	-	-	-
Total	3,66,987	3,52,290	3,73,423	3,95,097	3,56,878

Surgeries Done	2015-16	2016-2017	2017-2018	2018-2019	2019-2020
Coimbatore	33,014	35,155	33,490	32,073	32,610
Krishnankoil	10,972	9,023	8,145	9,717	10,268
Guntur	27,290	28,011	30,043	30,107	28,266
Bengaluru	21,047	19,026	23,994	23,079	21,181
Shimoga	19,819	20,900	20,097	18,293	18,178
Anand	10,145	12,961	14,289	17,926	14,037
Rishikesh	1,601	-	-	-	-
Ludhiana	5,402	7,278	9,722	9,122	8,627
Kanpur	9,009	9,012	11,505	13,735	13,136
Jaipur	-	-	1,050	4,262	6,759
Indore	-	-	-	-	-
Total	1,38,299	1,41,366	1,52,335	1,58,314	1,51,062

FINANCIAL REPORT

INDEPENDENT AUDITOR'S REPORT

To The Board of Trustees of Sri Kanchi Kamakoti Medical Trust

Report on the Audit of the Financial Statements

Opinion

We have audited the accompanying financial statements of Sri Kanchi Kamakoti Medical Trust ("the Trust"), which comprise the Balance Sheet as at March 31, 2020, the Statement of Income and Expenditure and Statement of Cash Flow for the year then ended, and notes to the financial statements, including a summary of significant accounting policies.

In our opinion and to the best of our information and according to the explanations given to us the aforesaid financial statements give a true and fair view of the financial position of the Trust as at March 31, 2020 in conformity with the accounting principles generally accepted in India:

- (a) In the case of the Balance Sheet, of the state of affairs of the Trust as at March 31, 2020; and
- (b) In the case of the Income and Expenditure Account, of the Excess of Income over Expenditure for the year ended on that date;
- (c) In case of the Statement of Cash flow, of the Cash flow for the year ended on that date.

Basis for Opinion

We conducted our audit in accordance with the Standards on Auditing (SAs) issued by ICAI. Our responsibilities under those standards are further described in the Auditor's responsibilities for the Audit of the Financial Statements section of our report. We are independent of the Trust in accordance with the Code of Ethics issued by ICAI and we have fulfilled our other ethical responsibilities in accordance with the Code of Ethics. We believe that the audit evidence we have obtained is sufficient and appropriate to provide a basis for our opinion.

Responsibilities of Management and Those Charged with Governance for the Financial Statements

Management of the Trust is responsible for the preparation of these financial statements that give a true and fair view of the state of affairs and results of operations of the Trust in accordance with the accounting principles generally accepted in India. This responsibility includes the design, implementation and maintenance of internal control relevant to the preparation and presentation of the financial statements that give a true and fair view and are free from material misstatement, whether due to fraud or error.

In preparing the financial statements, management is responsible for assessing the Trust's ability to continue as a going concern, disclosing, as applicable, matters related to going concern and using the going concern basis of accounting unless management either intends to liquidate the Trust or to cease operations, or has no realistic alternative but to do so.

Those charged with governance are responsible for overseeing the Trust's financial reporting process.

Auditor's Responsibilities for the Audit of the Financial Statements

Our objectives are to obtain reasonable assurance about whether the financial statements as a whole are free from material misstatement, whether due to fraud or error, and to issue an auditor's report that includes our opinion. Reasonable assurance is a high level of assurance but is not a guarantee that an audit conducted in accordance with SAs will always detect a material misstatement when it exists. Misstatements can arise from fraud or error and are considered material if, individually or in the aggregate, they could reasonably be expected to influence the economic decisions of users taken on the basis of these financial statements.

As part of an audit in accordance with SAs, we exercise professional judgment and maintain professional skepticism throughout the audit. We also:

- (a) Identify and assess the risks of material misstatement of the financial statements, whether due to fraud or error, design and perform audit procedures responsive to those risks, and obtain audit evidence that is sufficient and appropriate to provide a basis for our opinion. The risk of not detecting a material misstatement resulting from fraud is higher than for one resulting from error, as fraud may involve collusion, forgery, intentional omissions, misrepresentations, or the override of internal control.
- (b) Obtain an understanding of internal control relevant to the audit in order to design audit procedures that are appropriate in the circumstances, but not for the purpose of expressing an opinion on the effectiveness of the Trust's internal control.
- (c) Evaluate the appropriateness of accounting policies used and the reasonableness of accounting estimates and related disclosures made by management.
- (d) Conclude on the appropriateness of management's use of the going concern basis of accounting and, based on the audit evidence obtained, whether a material uncertainty exists related to events or conditions that may cast significant doubt on the Trust's ability to continue as a going concern. If we conclude that a material uncertainty exists, we are required to draw attention in our auditor's report to the related disclosures in the financial statements or, if such disclosures are inadequate, to modify our opinion. Our conclusions are based on the audit evidence obtained up to the date of our auditor's report.

We communicate with those charged with governance regarding, among other matters, the planned scope and timing of the audit and significant audit findings, including any significant deficiencies in internal control that we identify during our audit.

Report on Other Requirements

Further, we report that:


- (a) We have obtained all the information and explanations which to the best of our knowledge and belief were necessary for the purpose of our audit.
- (b) In our opinion, proper books of account have been kept by the Trust so far as appears from our examination of those books.
- (c) The Balance Sheet and Statement of Income and Expenditure dealt with by this Report are in agreement with the books of account.

For P N Raghavendra Rao & Co.,
Chartered Accountants
Firm Registration Number: 003328S

P R Vittel
Partner
Membership Number: 018111
UDIN: 20018111AAAAAB5403



For SRI KANCHI KAMAKOTI MEDICAL TRUST


Dr. R.V. Ramani
Founder & Managing Trustee

INCOME AND EXPENDITURE ACCOUNT FOR THE YEAR ENDED 31ST MARCH 2020


Particulars	TOTAL 2019-2020 Rs.	TOTAL 2018-2019 Rs.
INCOME		
DONATIONS FROM PUBLIC		
- SPECIFIC PURPOSES TOWARDS CORPUS/ENDOWMENT	31,98,37,914	17,17,86,966
- OTHERS (GENERAL)	16,89,86,052	16,41,67,080
TOTAL DONATION	48,88,23,966	33,59,54,046
LESS : TRANSFERRED TO CORPUS	31,56,87,914	17,05,81,966
LESS : TRANSFERRED TO ENDOWMENT	41,50,000	12,05,000
	16,89,86,052	16,41,67,080
COLLECTION FROM PATIENTS	1,31,73,90,347	1,22,09,15,227
INTEREST RECEIPTS	1,97,28,999	75,72,172
OTHER RECEIPTS	5,16,91,091	4,50,10,701
PREVENTIVE EYE CARE CHARGES	14,58,690	21,56,790
RECURRING GRANT FROM :		
GOVT OF INDIA -EYE BANK	9,38,000	16,94,000
DISTRICT BLINDNESS CONTROL SOCIETY	20,64,77,370	17,83,32,815
	1,76,66,70,550	1,61,98,48,784
EXPENDITURE		
ESTABLISHMENT CHARGES	72,79,55,027	66,10,85,231
MEDICINES AND LENS	26,59,28,853	26,41,82,735
CAFETERIA EXPENSES	2,47,87,106	2,90,28,608
REPAIRS AND MAINTENANCE	5,88,71,339	5,83,81,409
LOSS ON SALE OF ASSETS	36,15,004	64,43,062
WRITTEN OFF - CONDEMN. ASSETS	98,85,537	82,86,061
CAMP EXPENSES	1,95,01,721	1,09,97,034
WARD UP KEEP	8,59,63,542	8,11,19,721
TRANSPORTATION EXPENSES	5,14,28,915	4,99,99,554
TRAINING EXPENSES	8,53,68,198	7,67,49,117
PRINTING AND STATIONERY	1,37,86,870	1,36,64,804
MARKETING EXPENSES	1,69,23,344	1,12,54,373
FINANCIAL CHARGES	41,92,770	1,04,91,022
EYE BANK EXPENSES	24,05,308	20,70,205
ADMINISTRATIVE EXPENSES	4,76,55,865	3,49,44,286
DEPRECIATION	19,78,86,013	
	1,61,61,55,411	1,31,86,97,223
EXCESS OF INCOME OVER EXPENDITURE	15,05,15,139	30,11,51,561

For P N Raghavendra Rao & Co.,
Chartered Accountants
Firm Registration Number: 003328S

P R Vittel
Partner
Membership Number: 018111
UDIN: 20018111AAAAAB5403



For SRI KANCHI KAMAKOTI MEDICAL TRUST


Dr. R.V. Ramani
Founder & Managing Trustee

BALANCE SHEET AS ON 31ST MARCH, 2020

DESCRIPTION OF LIABILITIES	TOTAL 2019-2020 Rs.	TOTAL 2018-2019 Rs.
I. CAPITAL FUND		
A. DONATION IN CASH RECEIVED TOWARDS INITIAL CORPUS:		
From The Author Of The Trust		
Balance As Per Last Balance Sheet	602	602
B. DONATION IN KIND RECEIVED TOWARDS CORPUS:		
Balance As Per Last Balance Sheet	15,22,85,163	15,22,85,163
Closing Balance	15,22,85,163	15,22,85,163
C. GENERAL FUNDS		
Balance As Per Last Balance Sheet	2,94,57,54,046	2,40,57,12,467
Add : Excess of Income over Expenditure	15,05,15,139	30,11,51,561
Add : Transfer From Corpus Funds Corpus On Fulfillment	50,19,13,307	23,88,90,017
Closing Balance	3,59,81,82,492	2,94,57,54,045
D. VOLUNTARY CONTRIBUTIONS WITH SPECIFIC DIRECTION (ENDOWMENT)		
Balance As Per Last Balance Sheet	1,28,42,919	1,16,37,919
Add : Received during the year	41,50,000	12,05,000
Add : Transferred from Units	-	-
Closing Balance	1,69,92,919	1,28,42,919
E. VOLUNTARY CONTRIBUTIONS WITH SPECIFIC DIRECTION (NON ENDOWMENT)		
Balance As Per Last Balance Sheet	1,02,82,46,479	1,04,04,72,216
Add : Received during the year	31,56,87,914	17,05,81,966
Add : Interest earned during the year	5,56,28,227	5,60,82,314
	1,39,95,62,620	1,26,71,36,496
Less : Applied during the year	50,19,13,307	23,88,90,017
Closing Balance	89,76,49,313	1,02,82,46,479
TOTAL (A to E)	4,66,51,10,489	4,13,91,29,208
II. GRANTS FROM GOVERNMENT OF INDIA [IOL TRAINING]	-	83,840
III. SECURED LOANS		
FROM BANKS	3,75,00,000	7,25,00,000
HIRE PURCHASE CREDITS	-	1,94,743
	3,75,00,000	7,26,94,743
IV. CURRENT LIABILITIES & PROVISIONS		
A) CURRENT LIABILITIES:		
i) LOANS REPAYABLE ON DEMAND	84,66,765	2,38,97,245
ii) CURRENT MATURITIES OF LONG TERM DEBT	2,56,06,812	2,65,26,666

iii) SUNDRY CREDITORS	1,60,74,144	17,93,811
iv) LIABILITIES FOR EXPENSES	1,56,03,937	1,54,25,126
v) LIABILITIES FOR OTHER FINANCE	72,61,222	74,60,621
vi) OTHER CURRENT LIABILITIES	3,69,89,265	2,41,64,118
TOTAL CURRENT LIABILITIES & PROVISIONS (A+B)	11,00,02,145	9,92,67,587
TOTAL LIABILITIES (I to IV)	4,81,26,12,634	4,31,11,75,366


DESCRIPTION OF ASSETS	TOTAL 2019-2020 Rs.	TOTAL 2018-2019 Rs.
I. FIXED ASSETS	3,29,66,26,337	2,96,23,56,911
II. INVESTMENTS	76,78,01,629	87,72,93,609
III. CURRENT ASSETS LOANS AND ADVANCES:		
i) INVENTORY	7,88,26,626	1,84,06,161
ii) SUNDRY DEBTORS	14,18,32,840	13,24,03,719
iii) CASH AND BANK BALANCES	39,00,84,349	16,71,05,091
iv) OTHER CURRENT ASSETS	38,68,653	64,38,799
v) LOANS & ADVANCES & DEPOSITS	13,35,72,189	14,71,71,076
TOTAL CURRENT ASSETS LOANS AND ADVANCES	74,81,84,668	47,15,24,846
TOTAL ASSETS (I to III)	4,81,26,12,634	4,31,11,75,366

For P N Raghavendra Rao & Co.,
Chartered Accountants
Firm Registration Number: 003328S

P R Vittel
Partner
Membership Number: 018111
UDIN: 20018111AAAAAB5403



For SRI KANCHI KAMAKOTI MEDICAL TRUST



Dr. R.V. Ramani
Founder & Managing Trustee

FUND FLOW STATEMENT FOR THE YEAR ENDED 31ST MARCH 2020

PARTICULARS	31.03.2020	31.03.2019
FUNDS FLOW FROM OPERATIONS:		
A. Receipts		
COLLECTION FROM HOSPITAL OPERATIONS	1,39,02,69,128	1,27,56,54,889
GRANTS FROM DBCS	20,64,77,370	17,83,32,815
GRANTS FROM GOVT	9,38,000	16,94,000
Total Receipts from operations - (a)	1,59,76,84,498	1,45,56,81,704
B. Payments :		
ESTABLISHMENT CHARGES	72,79,55,027	66,10,85,231
MEDICINES AND LENS	26,59,28,853	26,41,82,735
CAFETERIA EXPENSES	2,47,87,106	2,90,28,608
REPAIRS AND MAINTENANCE	5,88,71,339	5,83,81,409
CAMP EXPENSES	1,95,01,721	1,09,97,034
WARD UP KEEP	8,59,63,542	8,11,19,721
TRANSPORTATION EXPENSES	5,14,28,915	4,99,99,554
TRAINING EXPENSES	8,53,68,198	7,67,49,117
PRINTING AND STATIONERY	1,37,86,870	1,36,64,804
MARKETING EXPENSES	1,69,23,344	1,12,54,373
FINANCIAL CHARGES	41,92,770	1,04,91,022
EYE BANK EXPENSES	24,05,308	20,70,205
ADMINISTRATIVE EXPENSES	4,76,55,865	3,49,44,286
Total Payments from operations - (b)	1,40,47,68,858	1,30,39,68,100
SURPLUS FROM OPERATIONS - ((a) - (b))	19,29,15,640	15,17,13,604
REPAYMENT OF LOAN (c)	3,51,94,743	3,50,00,000
Changes in Working Capital (d)		
DECREASE IN CURRENT LIABILITY	(1,07,34,558)	
INCREASE IN CURRENT ASSETS	5,36,80,564	22,04,04,129
NET SURPLUS / (DEFICT) FROM OPERATIONS - ((a) - (b) - (c) - (d))	11,47,74,892	(10,36,90,525)

PARTICULARS	31.03.2020	31.03.2019
FUNDS FLOW FROM DONATION & FINANCING ACTIVITIES:		
A. Receipts		
DONATIONS	16,89,86,052	16,41,67,080
INCREASE IN CORPUS	37,13,16,141	22,66,64,280
INCREASE IN ENDOWMENT	41,50,000	12,05,000
DECREASE IN INVESTMENT	10,94,91,993	
TOTAL FUNDS INFLOW FROM DONATION & FINANCING ACTIVITIES - (a)	65,39,44,186	39,20,36,360
B. Payments :		
INCREASE IN FIXED ASSETS	54,56,55,979	23,78,27,406
INCREASE IN INVESTMENT		10,18,84,666
INCREASE IN IOL TRAINING	83,840	
TOTAL FUNDS OUT FLOW FROM DONATION & FINANCING ACTIVITIES - (b)	54,57,39,819	33,97,12,072
NET FUNDS FLOW FROM DONATION & FINANCING ACTIVITIES - (a) - (b)	10,82,04,366	5,23,24,288
Statement of Working Capital		
I. NET FUNDS FLOW FROM OPERATION	11,47,74,892	(10,36,90,525)
II. NET FUNDS FLOW FROM DONATION & FINANCING ACTIVITIES	10,82,04,366	5,23,24,288
NET INCREASE / (DECREASE) IN BANK BALANCE	22,29,79,258	(5,13,66,237)

For SRI KANCHI KAMAKOTI MEDICAL TRUST


Dr. R.V. Ramani
Founder & Managing Trustee

ACCOUNTING POLICIES AND OTHER NOTES 2019-20

SIGNIFICANT ACCOUNTING POLICIES

1. Basis of Accounting

The financial statements are prepared under historical cost convention and on mercantile basis and in accordance with applicable accounting standards laid down by the Institute of chartered Accountants of India and normally accepted accounting principles.

The accounting is on the basis of a going concern concept.

2. Fixed Assets

Fixed assets are stated at cost of acquisition, including attributable cost for bringing the assets to its working condition for its intended use.

Fixed assets received as contributions in kind are stated at the cost incurred by its donor and other expenses to its working condition for its intended use.

Depreciation is calculated using the straight-line method over the estimated useful lives of the fixed assets as determined by the management. The loss or profit on disposal of asset is recognized in the year when the asset(s) is disposed of or the asset is condemned.

3. Change in Accounting Policy

Previously, the trust being a charitable institution has not been providing for depreciation with regard to its fixed assets.

Effective from 31.03.2020 the trust has changed the accounting policy and Depreciation is calculated using the straight-line method over the estimated useful lives of the fixed assets as determined by the management with prospective effect. As a result of the change in accounting policy the Surplus of the current period is reduced by Rs.19.79 Crores.

4. Investments

Investments are in the form of fixed deposits with Scheduled banks.

5. Inventories

Inventories consist of Medicines, surgical items, lens, optical, etc., Valued at cost.

6. Liabilities

Liabilities acknowledged as debt are taken into account, while contingent and disputed liabilities if any, are not provided for and are disclosed by way of a note.

7. Provisions

Provision is recognized when an enterprise has a present obligation as a result of past event and is probable that an outflow of resources will be required to settle the obligation, in respect of which a reliable estimate can be made. Provisions are determined based on

management estimates required to settle the obligations at the balance sheet date. These are reviewed at each Balance sheet date and adjusted to reflect the current management estimate.

8. Revenue Recognition

Hospital service income, reflected is at gross amount as reduced by rebates/discounts and other concessions granted.

Income due to the hospital by way of reimbursement from District Blindness Society of the respective States is accounted on actual receipt basis.

9. Foreign Currency Transaction

Foreign currency transaction are recorded at the rates prevailing on the date of transaction.

10. Research and development

Capital expenditure, if any, on research and development is treated in the same way as expenditure on fixed assets. The Revenue expenditure if any, on Research and Development is written off in a year in which it is incurred.

11. Retirement Benefits

a) Retirement benefits such as periodical contribution to provident and Employees state insurance being defined contribution plans are charged to revenue on payment that had become due.

b) The Employee's gratuity is a defined benefit plan. The present value of the obligation under such plan is determined based on the actuarial valuation using the projected unit credit method which recognizes each period of service as giving rise to an additional unit of employee benefit entitlement and measures each unit separately to build up the financial obligation. The trust has an employee gratuity fund managed by trustees through Life Insurance Corporation of India.

c) Liability towards gratuity is provided and contributed to the trustees of the approved fund on the basis of actuarial valuation made and reported by actuaries of the Life Insurance Corporation of India as at the end of the year.

12. Leave benefits

Leave benefits earned by the eligible employees being accounted as and when it is paid to the employees.

13. Contingent liabilities

There are no contingent liabilities pending as 31/03/2020 on account of

(a) Legal cases

(b) Pending taxes or any other statutory liability

(c) LC discounted, except bank Guarantees provided for Rs. 8.75 Lakhs for various Hospital operations.

14. Secured loans

SKKMT has availed a Rupee Term loan of Rs.1500 lakhs (Outstanding as on 31.03.2020 - Rs.500 Lakhs) from ICICI bank under the Technology Institution program of a world Bank (reflow) for purchase of Equipments. The loan is secured by Mortgage of immovable properties situated in Shimoga and Hypothecation of movable assets pertaining to the project in favour of ICICI bank.

Loan Payable on demand of Rs 84.66 Lakhs from Canara bank is secured by mortgage of Immovable properties situated at 16A, Sankara Eye Hospital St, Sathy Road, Coimbatore.

Term loan of Rs 370 lakhs (Outstanding as on 31.03.2020 - Rs.100 Lakhs) availed from Canara bank is secured in mortgage of Immovable properties situated at srivarikikani center, krishnasamy Muthaliyar Road, Coimbatore.

15. Previous year figure

a) Previous year's figures have been re-arranged and re-grouped wherever necessary so as to make them comparable with those of the current year.

b) Figures have been rounded to the nearest Rupee.

OTHER NOTES

Vision & Impact

Vision: To work towards freedom from Preventable & Curable Blindness

Mission: To provide unmatched eye care through a strong Service- oriented team.

Governance: The Trust is managed by a team of nine trustees.

Identity

Sri Kanchi Kamakoti Medical Trust is a registered Public Charitable Trust, registered vide Doc No.61 of 1982, Book 4 dated 05th February, 1982

The Trust is registered U/s 12A (a) of the Income Tax Act, 1961, Commissioner of Income Tax, Coimbatore. (C.No.1419 (73)/81-82 Dated 01.03.1982)

The Trust has been granted exemption U/s 80 G by CIT - 1, Coimbatore, valid till perpetuity (C.No.127 (73)/11-12/CIT-I/CBE /2012-13 dt 24.09.2012).

The Trust is accorded approval by the CCIT, Coimbatore

U/s 10 (23C)(vi) of the Income Tax Act, 1961, valid till perpetuity (C. No. 149 (7)/2010-11/ Sec 10(23C) (via)/CCIT/CBE dated 28.07.2011

For SRI KANCHI KAMAKOTI MEDICAL TRUST



Dr. R.V. Ramani
Founder & Managing Trustee

For P N Raghavendra Rao & Co.,
Chartered Accountants
Firm Registration Number: 003328S

P R Vittel
Partner
Membership Number: 018111
UDIN: 20018111AAAAAB5403



DISTRIBUTION OF STAFF ACCORDING TO SALARY LEVELS (AS ON 31ST MARCH 2020)

Slab of gross salary (in Rs) plus benefits paid to staff & student (per month)	Female	Male	Total staff
Less than 5000	252	34	286
5,001 - 10,000	121	27	148
10,001 - 25,000	470	357	827
25,001 - 50,000	141	133	274
50,001 - 1,00,000	36	37	73
Above 1,00,000	4	15	19
Grand Total	1024	603	1627

Total monthly payments made to consultants (In Rs)	Female	Male	Total staff
Less than 5000	8	26	34
5,001 - 10,000	-	1	1
10,001 - 25,000	7	5	12
25,001 - 50,000	5	8	13
50,001 - 1,00,000	4	10	14
Above 100,000	29	38	67
Total	53	88	141

Highest Salary paid is Rs. 1,42,45,000/- per Annum | Lowest Salary paid is Rs. 1,03,896/- per Annum

International Travel Details

Name	Designation	Destination	Purpose	Expenses in Rupees	Sponsored by External Organisation
Dr R V Ramani	Founder & Managing Trustee	USA	Fund Raising	250609	No
Mr Srivatsan	Steering Council Member	USA	Fund Raising	311104	No
Dr Janakiraman	Steering Council Member	China	Procurement	117351	No
Dr Kaushik Murali	President - Medical Administration	USA	Fund Raising	340025	No
Mr Bharath Balasubramaniam	President - Operations	USA	Fund Raising	296688	No
	Travel Ticket Cancellation Charges			48970	

SANKARA EYE FOUNDATION INDIA

Sri Kanchi Kamakoti Medical Trust

Registered Office Address:

Sankara Eye Hospital

16A, Sankara Eye Hospital Street, Sathy road, Sivanandapuram, Coimbatore - 641 035.
Ph: 0422-2666450, 4236789,
E-mail: seci@sankaraeye.com,
www.sankaraeye.com

Donations to be made in the name of 'Sri Kanchi Kamakoti Medical Trust' payable at Coimbatore.

Donations are exempted from Income Tax under section 80G, Online Donations can be made through our Website: www.sankaraeye.com

BANKERS

Canara Bank

Oppanakara Street, Coimbatore - 641 001.

AXIS Bank Ltd.

RS Puram, Coimbatore - 641 002.

ICICI Bank Ltd.

ICICI Towers, Bandra - Kurla Complex, Mumbai - 400 051.

AUDITOR

M/S P.N.RAGHAVENDRA RAO & CO

Chartered Accountants
23/2, Viswa Paradise Apartments,
Kalidas Road, Coimbatore - 641 009.

SANKARA EYE HOSPITAL, KRISHNANKOIL

Kunnur P.O., Srivilliputhur Taluk
Virudhunagar Dist, Krishnankoil - 626190
Ph: 04563-289029
Mail: krishnankoil@sankaraeye.com
www.sankaraeye.com

SANKARA EYE HOSPITAL, BENGALURU

Varthur Main Road, Marathahalli
Kundalahalli Gate, Bengaluru-560037
Ph: 080-28542727/28
Mail: bangalore@sankaraeye.com
www.sankaraeye.com

SANKARA EYE HOSPITAL, ANAND

Ta.Mogar, National Highway 8
Dist. Anand (Gujarat)
Ph: 02692-280450
Mail: anand@sankaraeye.com
www.sankaraeye.com

SANKARA EYE HOSPITAL, GUNTUR

Guntur-Vijayawada Expressway
Pedakakani, Guntur-522 509
Ph: 0863-2293903/905
Mail: guntur@sankaraeye.com
www.sankaraeye.com

SANKARA EYE HOSPITAL, SHIMOGA

Thirthahalli Road, Harakere
Shimoga-577202
Ph: 08182-222099/100
Mail: shimoga@sankaraeye.com
www.sankaraeye.com

SANKARA EYE HOSPITAL, LUDHIANA

Vipul World, Village Bhanohar,
Post Dhaka, Near Wadi Haveli,
Ludhiana - Ferozepur Road Dist.
P.O Sathya Narayan District,
Ludhiana - 141 101.
Ph: 0161-2881123 / 24.
Mail: ludhiana@sankaraeye.com
www.sankaraeye.com

SANKARA EYE HOSPITAL, COIMBATORE (CITY HOSPITAL)

Srivari Kikani Centre
(Next to Chinthamani Super Market)
Krishnaswamy Mudaliar Road
R.S.Puram, Coimbatore - 641002
Ph: 0422-4256789,
Mail: coimbatore@sankaraeye.com
www.sankaraeye.com

SANKARA EYE HOSPITAL, KANPUR NAGAR

Village Panau Purwa, Amiliha,
Post Tatyaganj, Kanpur Nagar- 209217
Ph: 0511-2282450, 2282451
Mail: kanpur@sankaraeye.com
www.sankaraeye.com

SANKARA EYE HOSPITAL, JAIPUR

No. 6, Sector 6, Vidhyadhar Nagar,
Jaipur, Rajasthan 302023
Ph: 0141-2256900
Mail: jaipur@sankaraeye.com
www.sankaraeye.com

SANKARA EYE CENTRE, INDORE

Scheme No. 74C, Vijay Nagar,
Indore, Madhya Pradesh - 452010.
Ph: 0731-4744747
Mail: indore@sankaraeye.com
www.sankaraeye.com

Sankara Worldwide

SANKARA USA

Sankara Eye Foundation, USA,
1900 McCarthy Blvd #302, Milpitas,
CA 95035, www.giftofvision.org

SANKARA EYE FOUNDATION, EUROPE

123 Roehampton Vale Roehampton,
London, SW15 3PG,
Phone: +44 208 780 2570,
www.giftofvision.org.uk

SANKARA EYE SOCIETY, SINGAPORE

30 Sturdee Road,
#02-06 Kerrisdale, Singapore 207852
www.sankaraeye.com/singapore

Follow us on:



<https://www.youtube.com/user/sankaraeyehospitals>



<https://www.facebook.com/sankaraeyeindia>



<https://www.linkedin.com/in/sankaraeyecare/>



<https://www.instagram.com/sankaraeyehospitals/?hl=en>



<https://twitter.com/SankaraV2020>



SANKARA EYE FOUNDATION, INDIA
SRI KANCHI KAMAKOTI MEDICAL TRUST

Registered Office Address:

SANKARA EYE HOSPITAL

16A, Sankara Eye Hospital Street, Sathy Road, Sivanandapuram,
Coimbatore - 641 035. Ph: 0422-2666450, 4236789.

Email: Seci@sankaraeye.com
www.sankaraeye.com