




ŚANKARA EYE FOUNDATION, INDIA
SRI KANCHI KAMAKOTI MEDICAL TRUST



Atithi Devo Bhava


Our Patients - Our Atithis

ANNUAL REPORT 2020 - 2021




Atithi Devo Bhava

“We at Sankara give utmost care to our Patients and treat those Atithis, our Guests, as God”




It is the Divine Sankalpa of the Acharyas which has shaped our Institution over the past 44 years.



॥ Gurur Brahma Gurur Vishnu
Gurur Devo Maheshwaraha:
Gurur Saakshaat Parabrahma
Tasmai Shri Guruvey Namaha: ॥

Our obeisance at the lotus feet of the Sankaracharyas of Kanchi



ŚANKARA EYE FOUNDATION INDIA

SRI KANCHI KAMAKOTI MEDICAL TRUST

Not-for-Profit healthcare organisation.

One of the largest Community Eye-care networks globally, with a Pan-India presence.

- 1.7C Served over 1.7 Crore Patients so far
- 24L Performed over 24 Lakh Surgeries



VISION
To work towards freedom from preventable and curable blindness.



MISSION
To provide unmatched eye care through a strong service oriented team.

SRI KANCHI KAMAKOTI MEDICAL TRUST

STEERING COUNCIL MEMBERS



Mr. P. Jayendra



Mr. S.G. Murali



Mr. C.N. Srivatsan



Mr. Sundar Radhakrishnan



Dr. P. Janakiraman



Mr. Arun Madhavan



Mr. Bhaskar Bhat

SENIOR LEADERSHIP



Dr. Radha Ramani
Co-Founder



Dr. Jagadeesh Kumar Reddy
Group Head - Cataract & Cornea



Dr. P. Mahesh Shanmugam
Group Head - Vitreo Retina



Dr. Kaushik Murali
President - Medical
Administration, Quality
& Training



Mr. Bharath Balasubramaniam
President - Operations &
Administration



Ms. BI Cathorine
Chief Financial Officer



Ms. Srinu Karthikeyan
Chief People Officer

SRI KANCHI KAMAKOTI MEDICAL TRUST

BOARD OF TRUSTEES



Dr. S. V. Balasubramaniam
Chairman



Dr. R. V. Ramani
Founder & Managing Trustee



Dr. P. G. Viswanathan



Dr. S. R. Rao



Dr. S. Balasubramaniam



Sri J. M. Chanrai



Sri. Murali Krishnamurthy



Sri. M. N. Padmanabhan



Ms. Seetha Chandrasekar



Dear Visionaries,

As we conclude the challenging year 2020-2021, we acknowledge the enormous efforts put in by Team Sankara in facing the Pandemic.

Together we are stepping forward with hope and optimism, re-dedicating ourselves to our cause of eradicating curable blindness.

In this Nethra Yagna, spread over the last four decades, many have participated with whole-hearted commitment and dedication. The involvement of our Doctors, Administrators, Staff, Donors and Supporters, all put together have shaped Sankara during this long journey.

Success of any Mission largely depends on the acceptance of the services by the beneficiaries. We are always grateful to our beneficiaries - our Patients.

This year our theme is **“Atithi Devo Bhava”**

Taittiriya Upanishad - one of the very important ten Upanishads of Hinduism, says “Maatru devo bhava, Pithru devo bhava, Aachaarya devo bhava and Atithi devo bhava”. It means “Mother is like God. Father is like God. Teacher (Preceptor) is like God. And Guest is like God”.

It is a fascinating and profound statement from a very ancient text. It magnanimously equates a Guest with Mother, Father and Teacher. And what more, each of them is equated with God. What a grand position to be accorded to the Guest! Yes, indeed in Sanatana Dharma's perspective a Guest is equal to God.

No religious ceremony in Hinduism is complete without inviting, honouring and feeding guests. It is a practice that has been ongoing for thousands of years, even till today.

Honouring and revering of guests has always had a huge significance in the Indian way of life. It depicts the warmth and hospitality offered to the guests by the host. In olden India a guest is one who can turn up unexpectedly, as efficient communication facilities did not exist in those times. And it was not necessary that a guest be a relative or friend. Anyone who comes in as a guest was to be treated with reverence and warmth. That was the spirit.

We can recall, during our childhood days, how happy we were when guests from other cities, or even other parts of our city, came to our homes on a visit and stayed for a few days. It was all the more jubilant if the guests joined us on festival days. There was boundless joy in celebrating any festival along with guests. Thus “Guests” occupy a very significant position in our way of life.

At Sankara our Atithis - our Guests are our Patients. With warmth and hospitality, care and compassion, we provide them a world class eye care.

We celebrate the joy of giving the Gift of Vision to our Atithis.

We pray to the Acharyas to bless Team Sankara to move forward with this spirit of service and devotion.

Jai Hind

Dr. S.V. Balasubramaniam
Chairman

Dr. R.V. Ramani
Founder & Managing Trustee

Dr. Radha Ramani
Co-Founder

LETTER FROM PRESIDENTS



Let's Move from 'Eye Care' to 'I Care'!

Bustling outpatients, surgeries in full swing, outreach camps screening 100's, we are slowly going back to activities we were familiar with prior to the onset of COVID-19. Each of us across Sankara Eye Foundation can be proud of how we stood up to cater to the healthcare needs and also participated in supporting the needs of society during this phase.

The lockdowns also allowed us to re-examine, what is important? We realized the need to protect our families and how nature is critical for us as humans to prosper. It also showed how crucial patients are for us as an organization and also as individual health care workers. As we look on each of you taking on leadership in your role at Sankara

Can we;

- **Ask!** Question what can I do better to make my patient's experience better? What would be best for Sankara as an organisation?
- **Innovate!** How can we innovate from "Near Misses", such that they don't occur again? Look at every challenge as an opportunity?
- **Act!** Can I be a role model, taking responsibility for my decisions and actions? Put on a critical hat to identify risks and collaborate with our teams to prevent them, making Sankara a High Reliability Organisation.

'Sankara', as Dr. RVR always fondly recollects is not an institution but a movement. Each of us has a responsibility and an opportunity to co-create a perfect experience for our patients and influence how the earth is sustained for our future generations. This can only happen with each of us taking the first step.

Dr. Kaushik Murali

President - Medical Administration,
Quality & Training



Dear Team,

I hope every one of you are safe and healthy.

The pandemic has taught us all important lessons. It has impacted almost every aspect of our lives - from sleepless nights to our emotions, and work-life balance has disturbed us to the core.

We at Sankara faced them all, and here we are today, living the New Normal and opening up for the next wave with precautions in hand.

This period of transition was not easy. However, we have realized that for Organizations to swim through this period, a strong Vision, able Leadership coupled with systems, and above all, Divine Grace can only be the right ingredients.

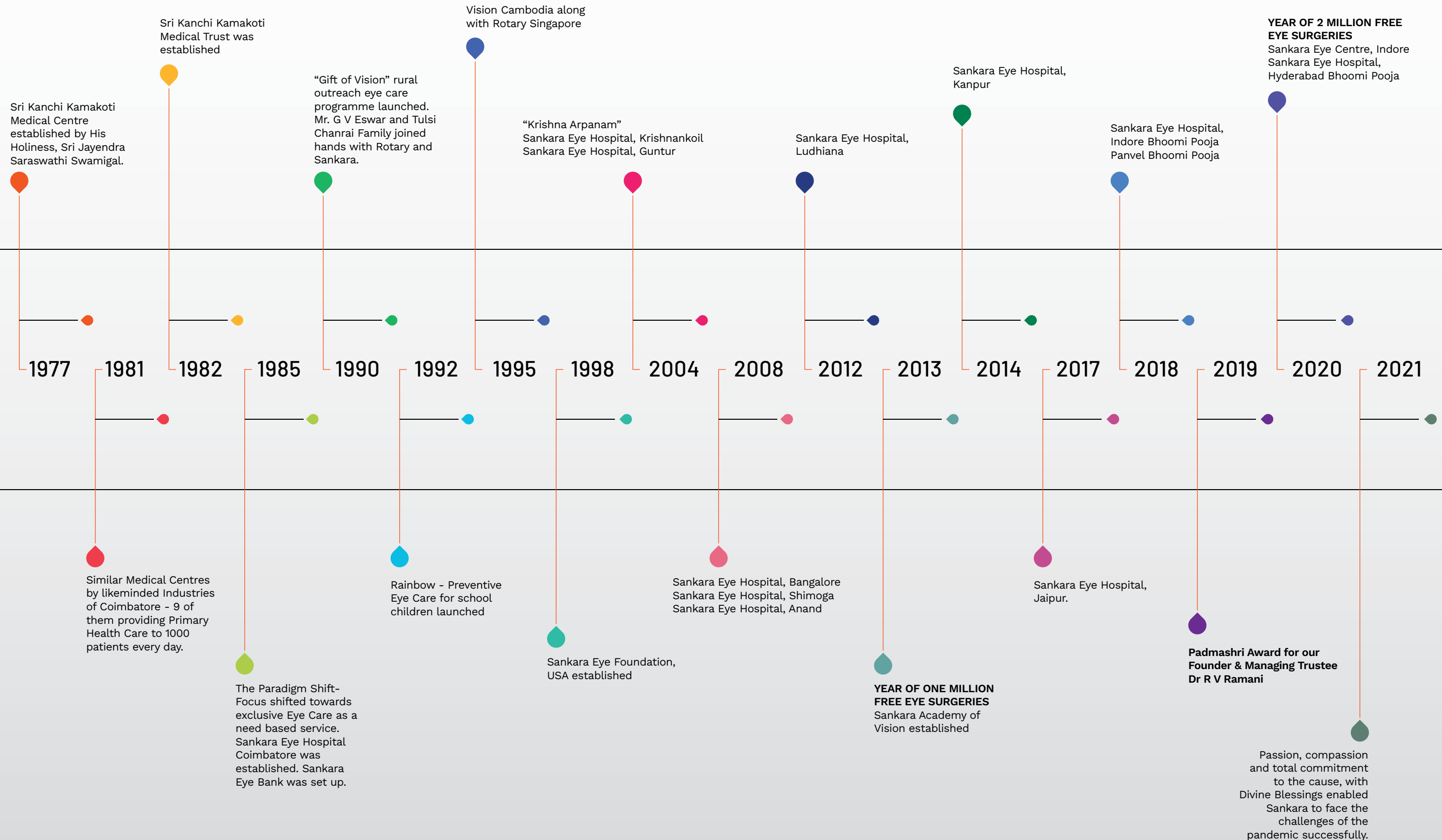
It has made our Team Sankara a lot stronger and a lot more together. We have realized that it is a Magnificent Obsession, and we can proudly say that we are obsessed with it.

Best Wishes,

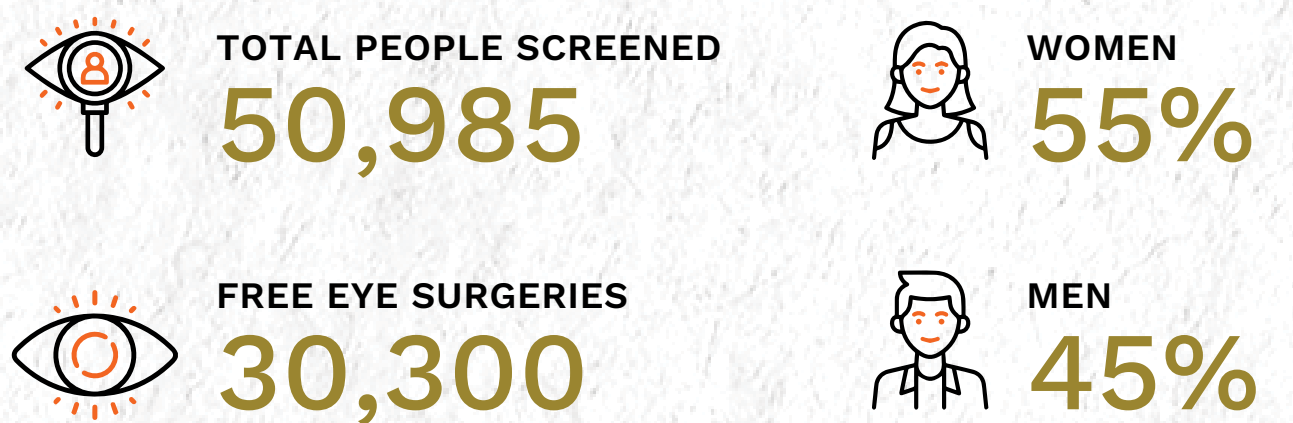
Mr. Bharath Balasubramaniam

President - Operations & Administration


Sankara's Milestones



COMMUNITY EYE CARE PERFORMANCE 2020-21



OUTREACH COVERAGE



SPECIALITY EYE CARE PERFORMANCE



VANDE MATHARAM PAN-INDIA PRESENCE

8 STATES
107 DISTRICTS



DISTRICT COVERAGE

TAMIL NADU

COIMBATORE

- Coimbatore
- Erode
- Tirupur
- Ariyalur
- Cuddalore
- Dharmapuri
- Kancheepuram
- Karur
- Krishnagiri
- Namakkal
- Nilgiris
- Salem
- Tanjore
- Thiruvannamalai
- Thiruvavur
- Trichy
- Vellore
- Villupuram
- Pudhukottai
- Ranipet
- Tirupathur
- Kallakurichi

KRISHNANKOIL

- Virudhunagar
- Ramanathapuram
- Sivagangai
- Madurai
- Tuticorin
- Tirunelveli
- Dindigul

UTTAR PRADESH

KANPUR

- Kanpur Nagar
- Kanpur Dehat
- Shahjahanpur
- Unnao
- Hardoi
- Kannauj
- Farrukhabad

PUNJAB

LUDHIANA

- Ludhiana
- Mansa
- Moga
- Sangrur
- Tarn Taran
- Fatehgarh Sahib
- Ferozepur
- Nawan Shahar
- Barnala
- Jalandhar
- Kapurthala
- Bathinda
- Faridkot
- Fazilka
- Rupnagar
- Malerkotla

KARNATAKA

BENGALURU

- Kolar
- Mandya
- Ramanagara
- Chamaraajnagar
- Tumkur
- Bangalore Urban
- Chikkaballapura
- Bangalore Rural
- Mysore
- Raichur
- Yadgiri
- Kalaburagi

SHIMOGA

- Shimoga
- Karawara
- Bellary
- Hasaan
- Haveri
- Dharwad
- Chitradurga
- Chikmagalur
- Davangere
- Raichur
- Gadag

GUJARAT

ANAND

- Anand
- Ahemadabad
- Surendra Nagar
- Botad
- Panch Mahal
- Mehsana
- Bharuch
- Vadodara
- Surat
- Kheda
- Narmada
- Gandhi Nagar
- Aravalli
- Mahisagar

ANDHRA PRADESH

GUNTUR

- Guntur
- Prakasam
- Krishna
- Ananthapuram
- Chittoor
- Kadapa
- Kurnool

RAJASTHAN

JAIPUR

- Jaipur
- Sikar
- Dausa
- Tonk
- Sawai Madhopur
- Ajmer
- Nagaur
- Alwar
- Jhunjhunu

MADHYA PRADESH

INDORE

- Indore
- Dewas

‘Atithi Devo Bhava’ is a Sanskrit phrase that has profound significance in Indian culture. ‘Be one for whom the Guest is God’.

- Service to mankind is service to God.
- Service with devotion enhances the outcome.
- Devotion to work and Devotion to our Patients are the basis of Sankara work culture.
- Whether a Patient is a rich affordable Patient, or a poor and needy Rural Patient they are treated with equal care and commitment.
- These values are ingrained into every single member of Team Sankara.



Since inception, in the history of Sankara, unfortunately we had to stop conducting Rural Outreach Eye camps because of the pandemic

Free Eye-care, to the needy, the Gift of Vision, being the DNA of Sankara, we kept our doors open for those poor patients who would walk-in for free eye surgeries. We avoided gathering them in the camps and facilitated direct walk in for free eye care services.

EYE CARE DURING THE PANDEMIC

The unprecedented pandemic threw a lot of challenges, especially because of Sankara’s service delivery pattern.

Sankara handles all sections of the society, with different socio-economic status, literates and illiterates both from urban and rural interiors.

Doctors and staffs have to handle day in day out hundreds of these patients

In eye care, the medical and para medical people have to get closer to the patient’s face in order to properly diagnose and treat the eye condition.

Face being the source of infection, whether from contaminated breath or saliva, our team has to work under a lot of pressure in a challenging environment.



Strictly adhering to the Sankara Protocol and SOPs in all departments of the hospital, Sankara managed to face the challenges successfully.

Not loosing sight of our social obligation, the entire Team Sankara came forward to donate generously to the Government's Covid Relief Fund.

Their morale has to be kept high.

There should be clear protocols and SOPs to safeguard themselves during the process of providing eye care.

The converse is also true. We at Sankara have an additional responsibility of ensuring the safety of our patients and attenders.

Sankara Academy of Vision after a thorough brain storming with all stakeholders came out with a foolproof, practical manual - "Sankara Restart".

"Sankara Restart" became the Bhagavad Gita for the entire team Sankara.

As the pandemic went from Phase to Phase, Sankara ensured the safety of everyone, keeping in mind our dictum "Atithi Devo Bhava"



UNITED IN QUALITY HEALTHCARE

To face any challenge, first we need to prepare ourselves physically, mentally and emotionally.

A sense of confidence and courage had to be instilled in the minds of the front-line warriors.

Realizing the value of the vaccination as the only tool to combat the pandemic, all units of SEFI had organized complete vaccination program for Covid for the entire medial and para medical staff and even the outsourced service personnel.

Sankara went a step further by organizing vaccination camps for immediate kith and kin of all the Employees, as our contribution to the Government's fight against the Pandemic.

SHOT OF HOPE



TESTIMONIALS



God's Work

Fathiya Sulthana, studying in the fourth standard at the Jyothi Seva Blind School, Bengaluru, had visual impairment problems right from her infancy.

Mr. Shahid Ahmed, her father, working as a private security guard was trying hard to make ends meet. Her mother, Ms Shabeena was praying to God for a miracle.



They walked in and out of many major hospitals, with the hope that their daughter would be cured. Hope was diminishing, until they stepped into the campus of SEH, Bengaluru in August of 2020.

The guidance of Mr Rajashekar, Principal, Peenya Govt School helped open the gates of Fathiya's vision free of cost.

Today, Fathiya is able to identify objects clearer and better and is able to manage her daily routine individually and confidently. The family thanked the management, doctors and the team and believe that it is all indeed.

Master Craftsman Led Towards Light and a New Lease of Life

75-year-old Mujamir Khan, from Shajahanpur, Uttar Pradesh, had serious vision problems in both eyes. Being a craftsman, his work demanded proper vision, but his vision was failing day by day.

At one stage, he couldn't see things clearly and was forced to quit work. His livelihood was in doubt. This broke the confidence and stability of Mujamir Khan's family. As the only breadwinner, he feared the future. He couldn't afford an eye surgery at a private hospital and wished desperately for a miracle.

Luckily, he heard about SEFI's free camp organized near his village. He was diagnosed with a mature cataract in both eyes.

He was operated for free and regained vision in his right eye at SEH-Kanpur and will soon be operated in the left eye too. Today, Mujamir Khan is filled with high spirits, back at work chiselling his future with renewed hope.



Back to Hope

Ms. Mala, 61-year-old daily wage worker (Match stick maker), matured cataract patient hailing from Gudiyatham, Tamilnadu.

I am thankful to the Sankara team, I got my sight back for free and was treated with utmost care and respect. Now I can work again and lead a life with dignity. May God bless all of you.

If One Door is Closed, God Opens Another

Bharath from Mudhul Village of Yadgiri district of Karnataka is a blessed child. This 11-year-old boy's vision was restored after the intervention of the Nanna Kannu Team and he is on his way towards a perfect vision.

The family had just lost their younger son to cerebral palsy when they discovered Bharath's visual impairment. They visited many leading hospitals. After various treatments, Bharath was referred to a Bengaluru hospital for advanced treatments. These treatments cost too much for them. By God's grace, through a teachers' reference, they visited Sankara Eye Hospital, Bengaluru.

'Retinoblastoma' was the diagnosis given by the doctors of SEH, Bengaluru. Then, on 8th February 2021, Brachytherapy - Vitreoretinal surgery was performed successfully and Bharath is now on the path to a better vision.

Bharath's father, Mr. Mallikarjuna gets emotional and expresses his gratitude towards Sankara. Now Bharath can walk, talk and see confidently. His grades too have improved.





SANKARA EYE HOSPITAL, COIMBATORE

Inaugurated on: 21 February 1988



கோயம்புத்தூர்



Building 1,04,769 sq.ft.



Total Beds 500 (450/50)



Manpower 311

CORPORATES / FOUNDATIONS WHO HAVE SUPPORTED DURING THE YEAR 2020-21

- Sankara Eye Foundation, USA
- Mission for Vision
- Sankara Eye Foundation Europe
- Nasscom Foundation
- Rotary Coimbatore Central
- ZF Wind Power Coimbatore Private Limited
- Wen Giving Foundation
- Caregroup Sight Solution Private Limited
- LG Electronics Pvt Ltd
- Titan Company Limited
- Guardian India Operations Pvt Ltd
- Magna Electro Castings Limited
- Arpan Foundation Inc
- Chakiat Agencies Private Limited

ADMINISTRATION

Dr. Jagadeesh Kumar Reddy
Group Head - Cataract and Cornea

Dr. Shruthi Tara, CMO

Dr. Prabhu Shankar, M. Asst. Director,
Ms. Binitha Harish, Unit Head (Paying)

Ms. Shanthi M., Unit Head (Non-Paying)



ADMINISTRATION

Dr. Vijay Shankar S.D., CMO

Ms. Kanmani S, Unit Head

SANKARA EYE HOSPITAL, COIMBATORE CITY

Inaugurated on: 11 December 2011



கோயம்புத்தூர்



Building 5,000 sq.ft.



Total Beds 11



Manpower 26



Independence Day Celebrations



Dr. RVR's Birthday Celebrations



Ganesh Chaturthi Celebrations



Founders' Birth Day Celebration



Doctors' Day Celebration



Inauguration of Coimbatore's New General Ophthalmology Department



Pongal Celebrations



Screening Program at IBIS Hotel



World Patient Safety Day



Long Service Awards to Coimbatore's Doctors and Staffs



Dr Radha's Birthday Celebration



Zero Infection Year at CCH.



Vinayagar Chaturthi Celebration



SANKARA EYE HOSPITAL, KRISHNANKOIL

Inaugurated on: 04 February 2004



கிருஷ்ணன்கோயில்



Building 48,009 sq.ft.



Total Beds 220 (200/20)



Manpower 79

CORPORATES / FOUNDATIONS WHO HAVE SUPPORTED DURING THE YEAR 2020-21

- Naraindas Morbai Budhrani Trust
- Mission for Vision

ADMINISTRATION

Dr. Visalakshi S., CMO

Mr Sreemadhu V, Unit Head



SANKARA EYE HOSPITAL, GUNTUR

Inaugurated on: 02 March 2004



గుంటూరు



Building 91,792 sq.ft.



Total Beds 250 (200/50)



Manpower 265

CORPORATES / FOUNDATIONS WHO HAVE SUPPORTED DURING THE YEAR 2020-21

- Sankara Eye Foundation, USA
- Mission For Vision
- HDB Financial Services

ADMINISTRATION

Dr. Sudhakar Potti, CMO

Ms. Tripura, Unit Head (Paying)

Ms Madhavi Machavarapu
Unit Head (Non-Paying)



World Patient Safety Day



Doctors' Day Celebrations



Independence Day Celebrations



Doctors' Day Celebrations



Independence Day Celebrations



Dr.RVR's Birthday Celebrations



Ganesh Chaturthi Celebrations



National Eye Donation Fortnight Campaign



Awareness on World Diabetes Day



Long Service Awards



New Year Celebrations



Long Service Awards



New Year Celebrations



72nd Republic Day Celebrations



Women's Day Celebrations



72nd Republic Day Celebrations



SANKARA EYE HOSPITAL, BENGALURU

Inaugurated on: 09 March 2008



ಬೆಂಗಳೂರು ಜಿಲ್ಲೆ

CORPORATES / FOUNDATIONS WHO HAVE SUPPORTED DURING THE YEAR 2020-21

- Sankara Eye Foundation, USA
- Mission for Vision
- Titan Company Limited
- ARM Embedded Technologies Pvt Ltd
- Goodrich Aerospace Service Pvt Ltd
- Omniactive Improving Lives Foundation
- SAN Engineering & Locomotive Co Ltd
- S.V.Charitable Trust
- Encora Innovation Labs India Private Limited
- Timken Foundation of Canton
- Iron Mountain, Bangalore

ADMINISTRATION

Dr. P. Mahesh Shanmugam
Group Head - Vitreo Retina
Dr. Umesh, CMO
Mr Manoj Jeswani, Unit Head



Building 1,10,320 sq.ft.



Total Beds 250 (200/50)



Manpower 321



Doctors' Day Celebrations



Doctors' Day Celebrations



Independence Day Celebrations



A new Phaco Machine was launched



Rangoli - Ethnic Day - Bengaluru



Eye Donation Fortnight Campaign



A "Maitri Program" Initiative



Women's Day Celebrations



SANKARA EYE HOSPITAL, SHIMOGA

Inaugurated on: 12 October 2008



ಶಿವಮೊಗ್ಗ

CORPORATES / FOUNDATIONS WHO HAVE SUPPORTED DURING THE YEAR 2020-21

- Sankara Eye Foundation, USA
- Mission for Vision
- Titan Company Limited
- Mehra Eyetech Private Limited

ADMINISTRATION

Dr. Mahesha S, CMO
Ms. Gayatri Shantharam
Unit Head (Paying)
Anitha S, Unit Head (Non-Paying)



Building 59,695 sq.ft.



Total Beds 225 (200/25)



Manpower 184



Doctors' Day Celebrations



Zero Infection Celebrations



Nurses Day Celebration



Dr. RVR's Birthday Celebrations



Ganesh Chaturthi Celebrations



National Eye Donation Fortnight Campaign



New Year Celebrations



72nd Republic Day Celebrations



Women's Day Celebrations



SANKARA EYE HOSPITAL, ANAND

Inaugurated on: 19 October 2008



CORPORATES / FOUNDATIONS WHO HAVE SUPPORTED DURING THE YEAR 2020-21

- Sankara Eye Foundation, USA
- Mission for Vision
- HDB Financial Services
- Omori India Pvt Ltd

ADMINISTRATION

Dr. Nisha Vadhyaamal Ahuja, CMO

Mr. Kishor Wamanrao Isai, Unit Head

Building 59,695 sq.ft.

Total Beds 225 (200/25)

Manpower 95



SANKARA EYE HOSPITAL, LUDHIANA

Inaugurated on: 02 April 2012



CORPORATES / FOUNDATIONS WHO HAVE SUPPORTED DURING THE YEAR 2020-21

- Sankara Eye Foundation, USA
- Mission for Vision
- Help Age India

LOCAL PATRON

Mr Ranjoth Singh

ADMINISTRATION

Dr. Manoj Gupta, Medical Coordinator

Building 55,000 sq.ft.

Total Beds 120 (100/20)

Manpower 84



Doctors' Day Celebrations



World Patient Safety Day



Independence Day Celebrations



Doctors' Day Celebrations



Independence Day Celebrations



Ganesh Chaturthi Celebrations



Ganesh Chaturthi Celebrations



World Colour Blindness Awareness Day



Navaratri Celebrations



World Color Blindness Awareness Day



72nd Republic Day Celebrations



Lohri - Sankranti Celebrations



Zero Infection Celebration



Holi Celebrations



72nd Republic Day Celebrations



Valentines Day Celebration



World Optometrist Day



Infection Control & Patient Care



SANKARA EYE HOSPITAL, KANPUR

Inaugurated on: 12 October 2014



कानपुर

CORPORATES / FOUNDATIONS WHO HAVE SUPPORTED DURING THE YEAR 2020-21

- Sankara Eye Foundation, USA
- Mission for Vision

ADMINISTRATION

Dr. Puneet Johri, CMO
Mr. Gnanasekaran C, Unit Head



Building 41,500 sq.ft.



Total Beds 225 (200/25)



Manpower 96



SANKARA EYE HOSPITAL, JAIPUR

Inaugurated on: 07 December 2017



जयपुर

CORPORATES / FOUNDATIONS WHO HAVE SUPPORTED DURING THE YEAR 2020-21

- Sankara Eye Foundation, USA
- Mission for Vision
- HDB Financial Services

ADMINISTRATION

Dr. Neeraj Shah, CMO
Mr. Manoj Sharma, Unit Head



Building 68,000 sq.ft.



Total Beds 225 (200/25)



Manpower 114



Team with 44 staff



World Patient Safety Day



Doctors' Day Celebrations



Doctors' Day Celebrations



Independence Day Celebrations



Ganesh Chaturthi Celebrations



Independence Day Celebrations



100 KV Solar Panel installation in progress



Covid-19 Safety Training



World Patient Safety Day



Eye Donation Fortnight Campaign



Drawing Contest at Seh Jaipur



Zero Infection Month Celebrations



New Year Celebrations



72nd Republic Day Celebrations



72nd Republic Day Celebrations



Women's Day Celebrations



World Optometrist Day



SANKARA EYE CENTRE INDORE

Inaugurated on: 30th January 2020



इंदौर



Building 68,000 sq.ft.



Total Beds 225 (200/25)



Manpower 92

CORPORATES / FOUNDATIONS WHO HAVE SUPPORTED DURING THE YEAR 2020-21

- Sankara Eye Foundation, USA
- Mission for Vision
- Naraindas Morbai Budhrani Trust
- Balaji Sewarth Vinod Agarwal Foundation
- Jajoo Surgical Pvt Ltd
- HDB Financial Services

ADMINISTRATION

Dr. Shweta Gupta, Medical Coordinator
Dr. Rituraj Sharma, Unit Head

LOCAL PATRONS

Mr.V.S.Mani
Mr.Santosh Muchhal
Mr Rajendra Jain



45 staff worked during the pandemic.



Doctors' Day Celebrations



Independence Day Celebrations



Dr.RVR's Birthday Celebrations



72nd Republic Day Celebrations



1st Annual Day Celebrations



Women's Day Celebrations



World Optometrist Day

R.JHUNJHUNWALA SANKARA EYE HOSPITAL PANVEL, MUMBAI - NEARING COMPLETION



SANKARA EYE HOSPITAL, HYDERABAD - IN PROGRESS



SANKARA VISION CENTRES

Vision Centre aims at providing comprehensive Primary Eye Care services to the Rural Patients.

Vision Centres are focussed on early detection, referral and appropriate treatment to prevent blindness and visual impairment.



Patients will be screened by the Vision Care Technician at the Vision Centre, giving the benefit of Video Consultation - Secondary / Tertiary Consultation - with the Ophthalmologist at the Base Hospital.

This tele-ophthalmology facility gives a unique opportunity of virtual interaction with the Ophthalmologist to the Rural Patients, thereby minimising their travel requirements to the Base Hospital.

Patients identified with Refractive errors will be dispensed with spectacles and those who require surgical care or further treatment will be referred to the base hospital for timely intervention.

Vision Centres are the Satellite Centres surrounding the Base Hospital of Sankara and serve as a constant link between the Rural beneficiaries and Sankara Eye Hospital.



Vision Centre



Base Hospital



SANKARA VISION CENTRES ACROSS INDIA





HUMAN RELATIONS

We Rise by Rising our People

The COVID pandemic restructured HR process and system to combat with the crisis. Resilience became a major part of HR value system. The organization and its people together have made it possible to overcome the catastrophe.

System assisted HR Services

Focused on replicating the Organization's DNA on Human Value System, a strategic investment was made on automation to ensure the HR portfolio stays focused on its people. The End to End payroll system was automated through Artificial Intelligence (AI), ensuring seamless transactions.

The Human Touch

Human relations that are in good shape lead to enhanced productivity and efficiency. It is also critical to the organization's growth and success. We can effectively build a workplace culture in which our employees may thrive by making human relations - the emphasis of our management style.


Our people practice the art of living by conversing, interacting, and transacting in a polite manner while acknowledging each other's needs, perspectives, and values. We place a greater emphasis on people than on equipment or economics. This has aided us in achieving both individual and organizational goals at the same time.

Employee Welfare

Identified and certified several COVID Warriors that worked tirelessly during the COVID outbreak. With the New Normalcy Situation in mind, we implemented two policies for our employees during the pandemic: Corona Kavach Insurance Policy and Quarantine Leave Policy, to ensure them total safety. We all saw the crisis as a new challenge in our lives.

We proceeded to put forth all of our efforts in order to make a significant difference in the lives of many individuals. To guarantee the safety of both patients and employees, Sankara implemented the Good Health Declaration Form and Covid-19 safety tips posters around the facility. A COVID policy was also developed, which comprised in and out data on the dos and don'ts of COVID situations.

In order to ensure the safety of employees and their families, vaccinations were arranged for their dependents.



Sankara's Total
Workforce
1963



Women
Workforce
58%



Employee
Satisfaction Score
92.12%

SANKARA ACADEMY OF VISION

Through the year despite challenges **849 students** were enrolled across courses.

COURSES 2020-21	INTAKE
Ophthalmology Post Graduation	68
Ophthalmology Fellowship	120
M.Sc Optometry	68
B.Sc Optometry	261
Optometry Internship	98
Optometry Fellowship	06
Vision Care Technicians	197
Clinical Observership	31

Training the New Normal

Covid 19 impacted us like every other organization. We however stood committed to our trainees. We realized the importance of the need to stay connected through the lockdowns and continued our lectures. Leveraging digital platforms, a YouTube channel – www.youtube.com/sankaraacademyofvision was started that allowed us to interact and engage.

To allow the students across the world, study from any place at any time during the challenging times like COVID, we have started our 3rd Eye PG update under the aegis of Karnataka Ophthalmic Society & Bangalore Ophthalmic Society, effective enjoyable e-learning with sessions on charts, skills & instruments as a part of our online training modules.



Sankara Academy of Vision commemorated World Sight Day 2020 with 20 lectures for 20 minutes by eminent faculty from Australia, India, Israel & USA. The lectures showcased a series of lectures curated from Optometry, Ophthalmology & Leadership relevant to students & practitioners in eye care.



COVID19 has resulted in the need to disinfect instruments, ensuring safety and hygiene of healthcare personnel and patients.

In this playlist, we have demonstrated the technique of protecting the instrument using easily available materials; ensuring hygiene to enhance patient safety; donning and doffing of PPE; triage protocols etc and many more videos on COVID.

Structural improvements in the training & monitoring continued with the establishment of Grievance redressal committee as per NBE guidelines.

We continued to be engaged as examination centers for the NBE for both formative assessments & final assessments. DNB final theory examination session Jun-2020 results were declared. A Total of 17 students appeared for the exam out of which 14 passed with 84% pass percentage.

A first for us we also conducted the fellowship selections completely on a virtual platform. 29 candidates were selected from 240 applications. Basic Induction & BLS training was given to the admitted fellows.

COVID19 also forced a hybrid admission of new courses and evaluation for those exiting programmes.

Research



We have further looked to strengthen clinical research by enabling an ecosystem, through ensuring our Ethics Committees are accredited and standardized.

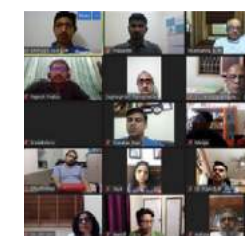
Our IEC at Coimbatore, Bangalore, Shivamogga and Guntur are recognized by DCGI-CDSCO and we also established IEC at Kanpur and Ludhiana and have registered with the Dept of Health Research.

To help researchers access various research studies and enable them to incorporate the same in their routine practice, **“Book of Brilliant Ideas - 2020”**, a compendium of all research articles published in the past year was released by our Founders Dr. Ramani & Dr. Radha Ramani.

Further, the entire research dataset has been made available through our website at <https://sankaraeye.com/journals/>



Sankara Eye Foundation, India is proud to have partnered **BARC (Baba Atomic Research Centre)** through the department of Atomic Energy, India in the journey to develop the indigenous Ruthenium plaque. Dr. Mahesh Shanmugam and the team of Vitreo Retina and Ocular Oncology has worked on various versions of the plaque giving inputs in the design of the plaque.



Research and Publication Webinar for guides, co-guides and case providers

A webinar on Research and Publication for guides, co-guides and case providers were conducted by Prof. Dr. Animesh

and Prof. Dr. Shamanna B on 19 Aug, 2020. 2 delegates from SEFI (SEHs & SCO) and 2 from other institutions; a total of 44 delegates participated actively.

Research Methodology Workshop

A 4-day interactive Research Methodology Webinar for Ophthalmologists across the country was conducted by Sankara Academy of Vision through eminent teachers which included topics such as Publication tips, Protocol Writing, Data Collection Tools, Literature review and legally issued in publications.

VISION 2020 INDIA
Presents
Knowledge Hub

NABH Accreditation

Date: 29 January 2021 | Time: 1500 - 1600 hrs

CONTEXT: NABH accreditation is a hallmark on quality of services and assures certain standards for infrastructure and processes. For patients it is a reassurance of certain standard care.

The process is still new for several eye hospitals, especially for those working in NGO sector. They lack understanding and proper knowledge of the NABH process and find it difficult to comprehend the pre and main accreditation process.

With specific eye care standards from NABH and entry level certification, providers can choose to start their journey based on current capability and requirement. Several organisations across India have been accredited.

VISION 2020 INDIA is conducting an hour session to enable cooperation and resource sharing among members interested in accreditation.

OBJECTIVES & EXPECTED OUTCOMES

Audience would get an overview regarding NABH from an eye Hospital perspective, understand between the eye care & the entry level standards, NABH benefits, and an insights from the quality journey of Sankara - SanQALPB hurdles that could be expected through the journey.

For Whom

This programme is intended for Trustees, CEOs, Ophthalmologists, Optometrists, Administrators, Nurses and Quality Managers. However, all interested staff can also participate.

RESOURCE PERSONS

Dr Kaushik Murali,
President Medical Administration, Quality & Education, Sankara Eye Foundation India.

Dr Geeta Fulari - Manager Quality Assurance, Sankara Eye Foundation India.

orbis | cybersight

SANKARA EYE FOUNDATION - INDIA

Our take on NABH

Under Knowledge Hub, VISION 2020/IAPB India, in association with Orbis CyberSight, Sankara Eye Foundation, India has conducted a webinar on “NABH Accreditation”. It discussed the importance of NABH accreditation for entry level and journey of Sankara towards NABH. The webinar was conducted by Dr. Kaushik Murali, President-Medical Administration, Quality and Training, Sankara Eye Foundation India and Dr. Geeta Fulari, Manager – Quality, Sankara Eye Foundation India.

Partnerships and Collaborations

CII - Young Indians Yuva chapter - We are happy to have entered into an MOU with CII Young Indians Bengaluru - Yi Bangalore to continue our engagement with them for the #YiYuva a programme envisaged to create leadership influencing the future of India. The deliverables included Skill Development Presentations, Industry visits, Community Activities, Meeting Industry Experts for the overall development of students across Sankara College of Optometry.

Manipal Academy of Higher Education - To promote mutual cooperation in Education between Manipal Institutions and Sankara Institutions, we have entered into an agreement with Manipal deemed to be University for collaborating in student exchange programs, developing technology and application in healthcare and cooperative design of Community research projects.

University of Bonn - Proud to announce the collaboration of Sankara Academy of Vision with University of Bonn, Germany. University of Bonn being one of the best global universities in the world, had come into an agreement with us for conducting joint research activities and

publications in the field of Ophthalmology. This provides the students of University of Bonn to get exposure and training at Sankara Eye Hospital and students of Sankara pursue their research work in the department of Ophthalmology at University of Bonn.

Transaltus Management Consulting and Tensor Digital Solutions - We have come into an agreement with Transaltus and Tensor Digital for our research work titled “A Novel Device for Currency Identification and Financial Inclusion of the Visually Impaired”. The product will help us in the identification of currency for the visually challenged. The company has been instrumental in providing the software support including AI/ML algorithm.

Chettinad Academy of Research and Education - We have established an agreement with Chettinad Deemed to be University to increase the quality of education for the students of both the institutes by student exchange programs, research projects collaborations and faculty development. This would enable us to include value-added programs to faculty as well as students of both the organizations.

PUBLICATIONS AND RESEARCH 2020-21

Pentacam based quantification of the changes in anterior chamber morphology following Laser Peripheral Iridotomy in Primary Angle Closure Suspects – a novel approach, Dr.Akhil Bevara, Dr.Shashidhar Banigallapati, Dr. Malleswari Medikonda, Dr.Sudhakar Potti, Delhi J Ophthalmol May 2020;30;51-56; Doi <http://dx.doi.org/10.7869/djo.527>

Corneal melt with perforation following topical Mitomycin-C application in Pterygium excision, Dr.Shashidhar Banigallapati, Dr.Akhil Bevara, Delhi J Ophthalmol May 2020;30;67-68; Doi <http://dx.doi.org/10.7869/djo.510>

Secondary Fungal Infection in Viral Keratitis, Dr.Sudhakar Potti, Dr.Santha Kumari Darla, Dr.Eswar Rao Sakare, Delhi J Ophthalmol May 2020;30;72-74; Doi <http://dx.doi.org/10.7869/djo.532>

Therpetic stromal keratitis after collagen cross-linking for keratoconus: A unique presentation, Dr.Akhil Bevara, Dr.Sudhakar Potti, Indian J Ophthalmol 2020;68:1156-8-May 2020

Safety and efficacy of reconstituted atropine 0.01% eye drops for Indian children with myopic progression, DrVidhya C, Dr.Kaushik Murali, Dr.Sowmya R, Asian Journal of Ophthalmol. 2020;17:209-215-April 2020

Optic nerve hypoplasia with sixth nerve palsy, DrVidhya, Dr.Kanika Gupta, Kerala J Ophthalmol April 2020;32:70-2

Evolving consensus on managing vitreo-retina and uvea practice in post-COVID-19 pandemic era, DrVishali Gupta, Dr.Anand Rajendran, Dr.Raja Narayanan, Dr.Shobhit Chawla, Dr.Atul Kumar, Dr.Mahesh Shanmugam.P, Dr.NS Muralidhar, Dr.Chaitra Jayadev, Dr.Rajeev Pappuru, Dr.Manoj Khatri, Dr.Manisha Agarwal,Dr.Ajay Aurora, Dr.Pramod Bhende, Dr.Muna Bhende, Dr.Prashant Bawankule, Dr.Pukhraj Rishi, Dr.Anand Vinekar, Dr.Hemant Singh Trehan, Dr.Jyotirmay

Biswas, Dr.Rupesh Agarwal, Dr.S Natarajan, Dr.Lalit Verma, Dr.Kim Ramasamy, Dr.A Giridhar, Dr.Ekta Rishi, Dr.Dinesh Talwar, Dr.Avinash Pathangey, Dr.Rajvardhan Azad, Dr.Santosh G Honavar, Indian J Ophthalmol 2020;68:962-73-May 2020

Acquired conjunctival sessile hemangioma, Dr.Devashish Dubey, Dr.Rajesh Ramanjulu, Dr. Mahesh P Shanmugam, Dr.Divyansh K Mishra, Indian J Ophthalmol 2020;68:1155-6-May 2020

Evolving consensus on managing vitreo-retina and uvea practice in post-COVID-19 pandemic era, By Dr.Mahesh Shanmugam, Prof DrVisali Gupta, Indian J Ophthalmol 2020;68:1498-June 2020.

A rare case of Lacrimo auriculo dento digital syndrome (LADD) Syndrome, Dr.Anees Fathima, Dr.Madhuri, Dr.Swetha Narayanam, Dr.Sudhakar Potti, International Journal of Science & Research (JSR)-ISSN: 2319-7064-May 2020, Case Report

Simultaneous bilateral anterior and posterior lenticonus without renal association - case report. Acta scientific ophthalmology, Dr.Sowmya Murthy, Dr.Nitya Raghu, Acta Scientific Ophthalmology (ISSN: 2582-3191) Volume 3 Issue 6 June 2020

Ocular Oncology Practice Guidelines During COVID-19/ SARS-Cov-2 Pandemic- Expert Consensus, Dr.Manjandavida, Dr.Honavar SG, Dr.Kim U, Dr.Singh U, Dr.Menon V, Dr.Das S, Dr.Kaliki S, Dr.Mahesh Shanmugam Palanivelu, FRCS Ed, Dr.Khetan V, Dr.Shah PK, Dr.Rishi P, Dr.Mulay K, Dr.Gandhi A, DrVadhiraja BM, Dr.Reddy VA, Dr.Bhat S, Rao V, Indian J Ophthalmol 2020;68:1281-91. June 2020

Laser Suture Lysis Post Trabeculectomy, Dr.Priyanka Sudhakar, Dr.Meena Menon, Dr.Shreeshruthi N, Dr.Harshavardhan VK, American Academy of Ophthalmology-Eye Wiki-Apr 2020

A rare case of intraocular communicating cysticer-cosis, Dr.Keerthi Dhevi, DrV Anusha, Dr.M Prabhu Shanker, Dr.G Geetha S, Indian J Ophthalmol July 2020, IJO_1939_19R5-2020;68:1654-5 - July 2020

Comparison of scleral tunnel constructed with crescent Vs razor blade using anterior segment optical coherence tomography, Dr.Sowmya Murthy, Dr.Priyanka sudhakar, Kerala J Ophthalmol 2020;32:166-70 - Aug 2020, Volume 32 / Issue 2

Cortical Visual Impairment in Children – Aetiology, Clinical Findings and Neurological Findings. Nigerian journal of ophthalmology, Dr.Sowmya Murthy, Dr.Priyanka sudhakar, Nigerian Journal of Ophthalmology ; 28:9-13, Volume 28 ; Issue 1 ; January-June 2020, Published in Sep'2020

Kill with cold, Dr.Maithili Mishra, Dr.Rajesh Ramanjulu, Dr.Mahesh Shanmugam, Dr.Divyansh Mishra, Indian J Ophthalmol 2020;68:2227-8, Sep 2020.

Conjunctival Ocular Myiasis with Recurrent Pseudo-membrane Formation - A Case Report, Dr.Rahul Mistry, Dr.Nisha V Ahuja, EC Ophthalmology 11.8(2020)-18-22, July 2020

Retinoblastoma management during the COVID-19 pandemic: A report by the Global Retinoblastoma Study Group including 194 centers from 94 countries, Dr.Fabian ID, Dr.Stacey AW, Dr.Bowman R, Dr.et al, Dr.Rajesh Ramanjulu, Pediatric Blood Cancer. 2020;e28584. doi:10.1002/pbc.28584-Aug 2020

Surprise Beneath The Bleb, Dr.Meena Gopinath menon, Dr.Vijaya L Alle, Delhi Journal of Ophthalmology, E-ISSN: 2454-2784, Vol. 31, No.1, July-September 2020

COVID-19 guidelines for optometry and optical services post-lockdown, Ms.Snehal Turakhia, Mr.Yeshwant Saoji,

Mr.Aditya Goyal, Ms.Prema Chande, Mr.Jameel Rizwana Hussaindeen, Mr.Nagaraju Konda, Mr.Nilesh Thite, Mr.Deepak K Bagga, Mr.Jayanta Bhattacharjee, Mr.Rajeev Prasad, Mr.Sanjay Mishra, Ms.Lakshmi Shinde, Indian J Ophthalmol 2020;68:1533-9-ISSN : 0301-4738 Vol 68, Issue 8, August 2020

Four in one: Four receipients with a single donor tissue - A novel concept for eye transplantation surgery post-COVID-19, Dr.K SSiddharthan, Dr.Anushri Agrawal, Dr.Jagdeesh Kumar Reddy, Indian J Ophthalmol 2020;68:2471-4-Oct 2020

Posterior subtenon injection of triamcinolone acetate in subhyaloid space: A rare complication, Dr.Minija C K, Dr.Nidhi Dubey, Dr.Mahesh P Shanmugam, Dr.Devashish Dubey, Indian J Ophthalmol 2020;68:2533 - Oct 2020

Idiopathic thrombocytopenic purpura and its fundus features in a patient with diabetes mellitus, Dr.Rajesh R, Dr.Mahesh P Shanmugam, Dr.Pradeep Sagar, Indian J Ophthalmol 2020;68:2587-9.- Oct 2020

Assessment of anterior segment changes using multimodal imaging in a case of post-traumatic transient myopia, Dr.Ashok Kanakamedla, Dr.Simakurthy Sriram, Dr.Madhu Kumar, Dr.Anurag Shandil, Dr.Jayamadhury Gudimetla, Indian J Ophthalmol Case Rep 2021;145-7-Published in Dec'2020 of the Jan-Mar 2021 edition

Contralateral autologous corneal transplantation in a human immunodeficiency virus-positive patient with multiple failed grafts: A challenging experience, Dr.Sudhakar Potti, Dr.Aparna N Nayak, Indian J Ophthalmol Case Rep 2021;198-9-Published in Dec'2020 of the Jan-Mar 2021 edition

Large angle hypertropia managed by modified Nishida's procedure, Dr.Sowmya Murthy, Dr. Prerana Tripathi, Indian J Ophthalmol Case Rep 2021;1145-7- Published in Dec'2020 of the Jan-Mar 2021 edition

Late onset Case of Capsular bag distension syndrome, Dr.Colaco Roshan, Dr.Anand Balasubramanium, IOSR Journal of Dental and Medical Sciences (IOSR-DMS) e-ISSN: 2279-0853, p-ISSN: 2279-0861Volume 19, Issue 10 Ser.9 (October. 2020), PP 23-26

Pneumatic displacement for management of traumatic macular hole with submacular hemorrhage, Dr.Mishra M, Dr.Ramanjulu R, Dr.Mahesh Shanmugam, Dr.Mishra D Dr.Sridharan P, Oman J Ophthalmol [serial online] 2020 [cited 2020 Nov 9];13:158-60.

A challenging case of refractory childhood glaucoma associated with bilateral congenital ectropion uveae, Dr. Harshavardhan VK, Dr.Menon M, Kerala J Ophthalmol 2020;32:302-4.-Dec 2020

Azathioprine in orbital apex syndrome-Case Report, Dr. Neha Arora, Dr. Saptagrish Rambhatla, Indian Journal of Pharmacy and Pharmacology Oct 2020;7(3):210–212 211

Non Strabismic Binocular Vision Disorders Among VDU Users of Bangalore, Karnataka, Ms.Sunaina Mary Alex, Mr.John Michael, Mr.Aditya Goyal, Mr.Diwakar Rao, Acta Scientific Ophthalmology (ISSN: 2582-3191) Volume 4 Issue 2-January 2021

Response to comments on: Recurrent unintentional filtering blebs after vitrectomy, Dr.Mahesh Shanmugam, Dr.Sagar P, Dr.Konana VK, Dr.Simakurthy S, Dr.Ramanjulu R, Dr.Sheemar A, Dr.Divyansh Mishra K C, Indian J Ophthalmol -2021/69/1/198/303349- Jan 2021

A typical Torpedo Maculopathy, Dr.Keshav Lahoti, Dr.Mahesh Shanmugam, Dr.Divyansh Mishra, Acta Scientific Ophthalmology 4.3 (2021): 10-11 - Feb 2021

Commentary: Human resource in school screening: Right enrollment and appropriate training: An important prerequisite, Dr.Kavitha V, Dr.Mallikarjun M Heralgi, Dr.Geetha H, Indian J Ophthalmol 2021;69:775-Feb 2021

Non Surgical Closure of Uveitic Macular Holes, Dr.Ruminder Kaur, Dr.Manmeet Singh, Dr.Renu Thakur, Journal-International Journal of Science and Research -Feb 2021

Analysis of Incidence, Risk Factors and Visual Outcomes of Posterior Capsular Rupture in Manual Small Incision Cataract Surgery, Dr.Nisha Ahuja, Dr.Hitesh Patel, International Journal of Scientific Research, Volume - 10 | Issue - 02 | Feb' - 2021 | PRINT ISSN No. 2277 - 8179

Study of change in contrast sensitivity in relation to depth of ablation after wavefront optimized myopic laser in situkeratotomy, Dr.Mallikarjun M Heralgi, Dr.Kavitha V, Dr.Manisha Dwivedi, Dr.Preethi V, Dr.Roopasree B V, Dr.Rajashekar J, Dr.Ankit Deokar, Indian J Ophthalmol 2020;68: iJO_1399_20R4_OA Dec-2020

Therapeutic Deep anterior lamellar keratoplasty for a case of non-resolving microbial keratitis, Dr.Anushri Agrawal,

Dr. Jagadeesh Kumar Reddy, Dr. K. S. Siddharthan, Dr. Pooja CM, Dr.Vandhana Sundaram, IOSR Journal of Dental and Medical Sciences (IOSR-JDMS), 19(5), April 2020, pp. 36–39.

Anterior Chamber Architectural Changes and Ocular Biometry Following Laser Iridotomy in Primary Angle Closure Suspects, Dr.Abbagani Surabhi, Dr.Sasidharan Ajita, Dr.Angadi Pooja, Dr.Pradeep Balam, Dr.Rander Ashish, IOSR Journal of Dental and Medical Sciences (IOSR-JDMS) e-ISSN: 2279-0853, p-ISSN: 2279-0861Volume 19, Issue 4 Ser.5 (April. 2020)

Commentary: School screening programme: Should it be universal and uniform?, DrV Kavitha, Dr.Mallikarjun M Heralgi, Indian J Ophthalmol 2020;68:1232-3.-June 2020

Irksome Preseptal Cellulitis Following Squint Surgery- A Case Report, DrVidhya C, Dr.Prerana Tripathi & Dr. Tarika Perikal, Acta Scientific Ophthalmology (ISSN: 2582-3191) Volume 3 Issue 6 June 2020

Cortical Blindness- case report, Dr.Jennifer Nane, Dr.S Visalakshi, Dr.Sudha J, Dr.Narendran B S, IOSR Journal of Dental and Medical Sciences (IOSR-JDMS) e-ISSN: 2279-0853, p-ISSN: 2279-0861Volume 19, Issue 5 (May. 2020)

Idiopathic, isolated, recurrent, ipsilateral sixth nerve paresis in an older adult - A Rare case report, Dr. Srinivasa Rao Nambula, Dr.Sai Rani Karanam, Dr.Mahathi Vankireddy, Dr.Shalini Gujjula, Delhi Journal of Ophthalmology-Vol. 30, No. 4, April-June 2020;30:54-56; Doi <http://dx.doi.org/10.7869/djo.547>

Diabetic retinopathy screening using smartphone-based fundus imaging in India, Dr.Maximilian W. M. Wintergerst, Dr.Divyansh K. Mishra, Dr.Laura Hartmann,Dr.Payal Shah, DrVinaya K. Konana, Dr.Pradeep Sagar, Dr.Moritz Berger, Dr.Kaushik Murali, Dr.Frank G. Holz, Dr.Mahesh P. Shanmugam, Dr.Robert P. Finger, Published by Elsevier Inc. on behalf of the American Academy of Ophthalmology-May 2020

Acquired retinal astrocytoma: Transpupillary thermotherapy may be a viable alternative treatment option, Dr.Devashish Dubey, Dr.Rajesh Ramanjulu, Dr.Mahesh P Shanmugam, Dr.Divyansh K Mishra, Indian J Ophthalmol 2020;68:1446-7-June 2020

Application of deep learning and image processing analysis of photographs for amblyopia screening, Dr.Kaushik Murali, MrViswesh Krishna, Mr.Vrishab Krishna, Ms.B Kumari, Indian J Ophthalmol 2020;68:1407-10- June 2020

Unilateral localized amyloidosis of levator palpebrae superioris muscle causing blepharoptosis, Dr.Avena Patel, Dr.Manju Kumari, Dr.Saptagrish Rambhatla, Journal of Clinical Ophthalmology and Research - Volume 8 - Issue 2 - May-August 2020

Teaching and Learning Style in Indian Optometry Colleges, Ms.Antriksha Agarwal, Ms.Thakur Renu, International Journal of Research and Analytical Reviews. 2020; 7(2): 321-323-Apr 2020.

Management of Refractory Shallow Anterior Chamber Post Trabeculectomy, Dr.Meena Menon, Dr.Harshavardhan VK, Scholars Journal of Applied Medical Sciences-ISSN 2347-954X (Print) | ISSN 2320-6691 (Online)-May 2020

Impact of COVID-19 on academic activities and wayforward in Indian Optometry, MrVidyt Rajhansa, Mr.Usman Memon, MrVidula Patil, Mr.Aditya Goyal, Indian Optometry. J Optom. (2020), <https://doi.org/10.1016/j.opom.2020.06.002>- June

Simultaneous mutually exclusive active tubercular posterior uveitis, Dr.Devashish Dubey, Dr.Rajesh Ramanjulu, Dr.Mahesh P Shanmugam, Indian J Ophthalmol 2020;68:2049-50, Volume 68 Issue 9, Aug 2020

Surgeries of the lacrimal drainage system – A review, Dr.Shruthi Tara, Dr.Sumeet Gupta, Dr.Neha Panickar, Kerala J Ophthalmol 2020;32:128-35-Aug 2020, Volume 32 / Issue 2

Early Results of SubCyclo Laser in Glaucoma Patients Visiting a Tertiary Care Hospital in South India: A Pilot Study, Dr.Surabhi Abbagani, Dr.Ajita Sasidharan, Dr.Pooja Angadi, Dr.Balam Pradeep, TNOA Journal of Ophthalmic Science & Research 2020;58:159-61- Sep 2020

Multimodal imaging in circumpapillary congenital hypertrophy of retinal pigment epithelium, Dr.Mahesh Shanmugam, Dr.Devashish Dubey, Dr.Rajesh Ramanjulu, Dr.Divyansh Mishra, Indian J Ophthalmol 2020;68:2232-3, Sep2020

Autosomal Dominant Optic Atrophy Plus Syndrome:A Case Report, DrV. Rajesh Prabu, Dr.Ranjini H., Dr.Rajlaxmi B. Wasnik, Dr.Parul Priyambada, Delhi J Ophthalmol 2020;31(1), 57-60- July-Sep 2020

Correspondence, Dr.Preethi Sridharan, Dr.Ramanjulu R, Dr.Mahesh Shanmugam, Dr. Mishra DKC, Dr.Sheemar A,

Retina. 2020 Aug;40(8):e34. doi: 10.1097/IAE.0000000000002735. PMID: 31895094

Micro-pulse Diode Laser Transcleral Cyclophotocoagulation A Rescue in Therapeutic Exhaustion, Dr.Meena Menon, Dr.Shreeshruthi N, Dr.Anand Balasubramaniam, Dr.Harshavardhan VK, Acta Scientific Ophthalmology 3.8 July 2020: 37-40

A case report of children of the same family presenting with congenital cataract- as part of a rare genetic disorder—Sengers Syndrome, Dr.Rajesh V Prabu, Dr.Parul Priyambada, Dr.Ranjini H, Dr.Rajlaxmi B Wasnik, Indian J Ophthalmol, 2020;68:2567-9 - Oct 2020

Two-year clinical outcome after Descemet membrane endothelial keratoplasty using a standardized protocol, Dr.K S Siddharthan, Dr.Varna Shet, Dr.Anushri Agrawal, Dr.Jagdeesh Kumar Reddy, Indian J Ophthalmol 2020;68:2408-14-Oct 2020

Commentary: Retinoblastoma management - Where are we and where do we go from here?, Dr.Mahesh Shanmugam P, Indian J Ophthalmol 2020;68:2365-6 - Oct 2020

Adie's pupil – case series. JCOR, Dr.Sowmya Murthy, Journal of Clinical Ophthalmology and Research - Volume 8 - Issue 3 - Sep-Dec 2020

An interesting case of corneal burn following electrocution, Dr.Shweta Patro, Dr.Anushri Agrawal, Dr.Siddharthan KS, Indian J Ophthalmol Case Rep 2021;1:9 Published in Dec'2020 of the Jan-Mar 2021 edition

Gossypiboma of the eye, Dr.Madhu Kumar, Dr.Simakurthy Sriram, Dr.Ashok Kanakamedla, Dr.Jayamadhury Gudimetla, Dr.Anurag Shandil, Dr.Manit Agrawal, Indian J Ophthalmol Case Rep 2021;1:135-6- Published in Dec'2020 of the Jan-Mar 2021 edition

Bronchodilator nebulization – a rare presentation of Bilateral Acute angle closure glaucoma, Dr.Divya Deepthi Syamala, Dr.Malleswari Medikonda, Delhi Journal of Ophthalmology- 2020; 31 (2):85-89, Oct-Dec 2020

Arc flash macular hole-Case Report, Dr.Ruminder Kaur, Dr.Prateek Koul, European Journal of Ophthalmology 1–5DOI :10.1177/1120672120976230, Nov 2020

OCT Angiography in Identification of Subtle Choroidal Hemangioma, Dr.P. Mahesh Shanmugam, Dr.Pradeep Sagar. Ophthalmology Retina;2020;1195 - Dec 2020

Adjustable superior oblique hang-back recession for A-Pattern exotropia, DrVidhya, Dr.Tarika Perikal, Dr. Amar Mohamed, Clinical Research in Ophthalmology -Dec 2020

Ocular biometric measurements and optical coherence tomography parameters in children with refractive errors and emmetropia, Dr.Kavitha V, Dr.Mahesha S, Dr.Narendran B, Dr.Mallikarjun M Heralgi, Indian J Ophthalmol 2021;69:290-5 - Jan 2021

Comparison of standard and “innovative wide-field” optical coherence tomography images in assessment of vitreoretinal interface in proliferative diabetic retinopathy, Dr.Mishra DK, Dr.Mahesh Shanmugam, Dr.Ramanjulu R, Dr.Sagar P, Indian J Ophthalmol 2021;69:99-102.-Jan 2021

Influence of segmental supply of Cilioretinal artery on morphology of diabetic macular edema, Dr.Khan R, Dr.Shanmugam M, Dr.Ramanjulu R, Dr.Chablani J, Dr.Singh N, Dr.Oli A, Dr.Raman R, BMC Ophthalmol. 2021 Jan 21;21(1):51. doi: 10.1186/s12886-021-01812-x. PMID: 33478406; PMCID: PMC7818564.

Modified balanced two-string technique of internal scleral fixation of posteriorly dislocated intraocular lens, Dr.Madhu Kumar R, DrVinaya Kumar Konana, Dr.Ashok Kanakamedla, Dr.Jayamadhury Gudimetla, Dr.Swarnalatha Poluri, Dr.Sudhakar Potti, Indian J Ophthalmol 2021;69:762-4 - Feb 2021

Commentary: Photo screeners: The present and future of preschool screening, Dr.Kavitha V, Dr.Mallikarjun M Heralgi, Dr.Shilpa Rani J, Indian J Ophthalmol 2021; 69:776-Feb 2021

Indigenous do it yourself hands free smartphone mobile indirect ophthalmoscope *HF-SMIO, Dr. Divyansh K Mishra, Dr. Mahesh P Shanmugam, Dr. Rajesh Ramanjulu, Dr. Vivek Chaitanya, Dr. Mayur Kulkarni, VRSI Newsletter, March 2021

The Hidden Metal, Threatening Sight - A Uniquely Managed Case of Siderosis Bulbi, Dr.Kavya Nagaraj, Dr.Anand Balasubramanium, Dr.Divyansh Mishra, International Journal of Science and Research (JSR) ISSN: 2319-7064 ResearchGate Impact Factor (2018): Volume 8 Issue 12, December 2019

Surgical Management of Strabismus in Thyroid Ophthalmopathy, DrVidhya, Dr.Kanika Gupta, Delhi Journal of Ophthalmology, May 2020

Conferences 2020-21

International

Paper - Clinical Outcome of Mookp in S-J Syndrome patient, Dr. Pallavi Joshi, 14th May 2020

Poster - Efficacy of Blink software in improving blink rate & dry eye symptoms in VDT users - A single blinded randomized control trial, EIVOC-2020, Chennai, Ms. Ashwini DL, 14th Aug 2020

Poster - Comparisons between digital and manual dynamic VA for control group and badminton players, A single blinded randomized control trial, EIVOC-2020, Chennai, Mr. Divakar Rao, 14th Aug 2020

Poster - Effect of Tibetan herbal Tea " Eye utilizer" on symptomatic dry eye patients. EIVOC-2020, Chennai, Ms. Pema Yangtso, 14th Aug 2020

Poster - A study on Binocular Vision functions among children in learning disabilities, EIVOC-2020, Chennai, Ms. Bhavana K, 14th Aug 2020

Poster - Ophthalmic anth Optometry for spectacle frame design in different age groups of tibetan population, EIVOC-2020, Chennai, Ms.Tenzin Dolma, 14th Aug 2020
Paper - Effect of Tibetan herbal Tea " Eye utilizer" on symptomatic dry eye patients, EIVOC-2020, Chennai, Mr. Mangesh Sahani, 14th Aug 2020

Poster - Assessment of binocular vision a visual perceptual skill in ASD children, EIVOC-2020, Chennai, Mr. Manikanta, 14th Aug 2020

Poster - Objective & Subjective refraction at various distances, EIVOC-2020, Chennai, Ms. Sowmya S, 14th Aug 2020

Paper - Ocular health assessment among welding workers, EIVOC-2020, Chennai, Mr. Rakesh Kumar Yadav, 14th Aug 2020

Poster - Prevalence of lid wiper Epitheliopathy (LWE) among hydrogel and silicon hydrogel soft contact lens wearers, EIVOC-2020, Chennai, Ms. Prabina Shrestha, 14th Aug 2020

Poster - Binocular Vision assessment among children with hearing impairment, EIVOC-2020, Chennai, Ms. Nikita K C, 14th Aug 2020

Poster - Co - relation between DEM Score, reading speed of academic performance in paediatric age group, EIVOC-2020, Chennai, Mr. Kiran Kumar Hugar, 14th Aug 2020

Poster - Ophthalmic anthropometry for spectacle frame design in children with syndrome in Indian population EIVOC-2020, Chennai, Ms. Tanvi, 14th Aug 2020

Paper - Binocular functions in adults with high and low Autism coefficient, COVD, Mr. Aditya Goyal, 21st April 2020

Paper- Taming the untamed, IOFB behind the lens, Vitreo retina Master Class, LVPI – Dr. Divyansh Mishra, Feb 6th 2021

Paper - Indigenous DIVY Hand Free Smart Phone Mobile Indirect Ophthalmoscope - HF- SIMO, Virtual VRSI Meeting, Dr. Divyansh Mishra, 10th Dec 2020

Paper - Refalanging as a rescue for Yamane Technique, Virtual VRSI Meeting, Dr. Divyansh Mishra, 10th Dec 2020

National

CAHOCON 2020, Dr. Kamala S, Kochi, 16th April 2020
Everything about IOP, Novartis, Dr. Meena Gopinath Menon, 28th April 2020

AGV Pars Plana Approach, International Webinar on Glaucoma Drainage Devices, Online Ophtha, Dr. Meena Gopinath Menon, May 29th 2020

Progression in Glaucoma-causes and treatment, Allergan, Dr. Meena Gopinath Menon, 16th July 2020

Start early-lower, fewer, better- medical management, Chattisgarh state ophthalmological society, Dr. Meena Gopinath Menon, October 3rd 2020

Trabeculectomy with Ologen, Virtual KOS, Dr. Meena Gopinath Menon, Sept 2020

Paper - Imaging in Intraocular Tumors, International webinar on Ocular Oncology, Dr. Mahesh Shanmugam, 24th April, 2020

Presentation- Appropriate communication in medical healthcare, NBQP, Quality Council of India Webinar, Dr. Kaushik Murali, Apr 27, 2020

Debate- Working on low cost, high numbers strategy, ISMSICS Debate, Dr. Kaushik Murali, January 2021

Paper - Approach to corneal anesthesia, KOSCON 2020, Dr. Pallavi Joshi, 17th Nov 2020

Video - DSEK double trouble video presentation, KERACON 2020, Dr. Pallavi Joshi, 11th December 2020

Paper -OCTA in retinal diseases, Webinar of RIG, Chennai, Dr. P. Mahesh Shanmugam, 22nd April, 2020

Paper- DME, Webinar of Novartis, Dr. P. Mahesh Shanmugam, 23rd April. 2020

Paper- Reinventing the work flow in retina OPD, Retina Practice guidelines in the COVID-19 era, VRSI, Dr. Mahesh Shanmugam, 30th April 2020.

Paper- Managing small pupil, VAPORS webinar, Dr. Mahesh Shanmugam P, 9th May 2020.

Paper- Techniques of PVD induction, VAPORS webinar, Dr. Mahesh Shanmugam P, 9th May 2020.

Paper- Phakic base excision, VAPORS webinar, Dr. P. Mahesh Shanmugam, 9th May 2020.

Paper- How to proceed in Leukocoria, ARC retinal diseases, Dr. P. Mahesh Shanmugam, 10th May 2020.

Paper- Diagnosis and management of CNVM – relation to fluid. Dr. P. Mahesh Shanmugam, 22nd May 2020.

Paper- Pediatric intraocular tumors, Webinar on pediatric ophthalmology, Dr. P. Mahesh Shanmugam. 27th May 2020.

Paper- OCT biomarkers & OCTA in nAMD, Dr. P. Mahesh Shanmugam, 14th June 2020.

Paper- Retinal detachment in intraocular tumors, 4th VRSI national webinar on challenging retinal surgeries, Dr. P. Mahesh Shanmugam, 19th July 2020

Paper- Vitrectomy with scleral buckling, Reticon, Dr. P. Mahesh Shanmugam, 2nd August. 2020.

Paper- Improving anatomical and visual prognosis in vitreoretinal surgery, RIG webinar, Dr. P. Mahesh Shanmugam ,16th August 2020.

Paper- My top ten pearls – Rheg RD, recurrent RD, PVR, REC international webinar, Dr. P. Mahesh Shanmugam 21st August 2020.

Paper- The art of PVD induction in diabetic vitrectomy, Karnataka retina symposium, Dr. P. Mahesh Shanmugam, 27th August 2020.

Paper- Resections in intraocular tumors, Delhi retina forum webinar, Dr. P. Mahesh Shanmugam, 6th September 2020

I Paper- ntraocular tumors for general ophthalmologists, Ophthalmic society of west Bengal, Dr. Mahesh Shanmugam, 12th September 2020.

Paper- Eternal Hope – person behind the "patient", World sight day, Sankara Eye Foundation webinar, Dr. Mahesh Shanmugam, 8th October 2020.

Paper- Comorbid conditions in DME, Redefining routines in DME Care, Allergan Webinar, Dr. P. Mahesh Shanmugam, 10th October 2020.

Paper- Pediatric retinal disorders (Surgical), Maharashtra Ophthalmological Society, Dr. P. Mahesh Shanmugam, 7th November 2020.

Paper- Optimizing treatment outcomes in nAMD, Dr. Mahesh Shanmugam, 2020

Paper- Do fluid subtypes matter? Novartis webinar, Dr. Mahesh Shanmugam, 28th November 2020.

Paper- Intra-arterial chemotherapy and surgical management-What's new in Rb. Dr.Mahesh Shanmugam, Webinar 27th February 2021

Paper - Basics of Strabismus Evaluation, AIOC-ARC Webinar, Dr. Rajesh Prabhu

Paper- Retina Fellowship to do what to do, AIOS - YOSI Forum, dr. Divyansh Mishra, Jan 16th 2021

Paper- Absquatulating Neovascularization, Retina Case Files, Dr. Divyansh Mishra, 11th Oct 2020

Paper - VR surgery for tractional RD in PDR, SAV -3rd EYE Update for Postgraduates in Ophthalmology, Dr. Divyansh Mishra, 10th Jan 2021

Paper - Retinal Diagrams, Let's Get on With Exams -Sankara Academy of Vision, Dr. Divyansh Mishra, 22nd June 2020

Paper - Retinal Vein Occlusion, Learn from the Masters - Sankara Academy of Vision, Dr. Divyansh Mishra, 29th April 2020

Paper - Retinopathy of Prematurity, Learn from the Masters - Sankara Academy of Vision, Dr. Divyansh Mishra, 11th April 2020

Paper - Silicon Oil Retaining Sutures, Virtual VRSI Meeting, Dr. Divyansh Mishra, 13th Dec 2020

Panelist - Managing PVR in a case of VPTR, Late Night Retina Episode, YOSI, 22nd April 2020

Panelist- Novartis DME meet, Dr. Divyansh Mishra, 21st Aug 2020

Panelist - YOSI- Late Night Retina Episode Dr. Divyansh Mishra, 12th July 2020

State

OCT in Glaucoma, Mysore ophthalmic society, Dr. Meena Gopinath Menon, on March 28th 2021

Trabeculectomy step by step, Mysore ophthalmic society, Dr. Meena Gopinath Menon, on March 28th 2021

Health Wellness, Work – life synergy for leaders, Dept of Management Studies, Acharya Institute, Bangalore, Dr. Kaushik Murali, November 2020

Presentation- Community Eye Care - Challenges and Solutions, Cataract Screening, Dr. Kaushik Murali, 21.11.2020

Presentation-Reaching the unreached – The Sankara Eye Care Initiatives, Indian Optometry Association 2020, Dr. Kaushik Murali, December 2020

Paper- Masquerades, Nethralayam webinar, Dr. Mahesh Shanmugam, 26th February 2021

Paper- VMT, ERM, LMH – when and how I intervene, Nethralayam webinar, Dr. Mahesh Shanmugam, 26th February 2021.

AWARDS, ACCOLADES & RECOGNITION 2020 - 21



Recognition by Readers Digest

Sankara Eye Hospital Bengaluru – One of the Most Trusted Eye Hospital In India

Sankara Eye Hospital Bengaluru was listed amongst one of the most trusted Eye Hospitals in Bengaluru by Readers Digest in Dec 2020. This has been an encouragement to our team to continue providing, 'World Class Eye Care with a Social Impact'.



The Week Survery

Sankara Eye Hospital – One of the best hospitals – Bengaluru and Shivamogga

Sankara Eye Hospital Shivamogga, Jaipur, Guntur and Bengaluru have been ranked amongst the "TOP OPHTHALMOLOGY HOSPITALS" in India as per the survey conducted by "THE WEEK-HANSA RESEARCH SURVEY 2020".



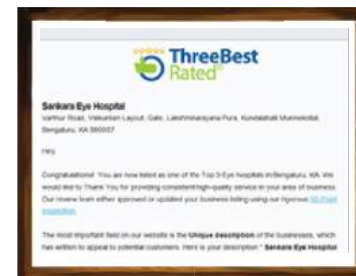
Best Practices Learning

SEFI was one of the institutions who's best practices was shared by CII in April 2020.



MQH Best Practices Competition Award

SEFI won the First runner up award in the MQH Best Practices competition 2.0 conducted by IMC Ramakrishna Bajaj National Quality Award Trust in Jun 2020.



Amongst Top 3 Rated Best Eye Hospitals

Sankara Eye Hospital Bengaluru, Ludhiana, and Coimbatore were rated amongst the top three Best Eye Hospitals in the respective cities in Jan 2021.



Best Eye Care hospital among NABH Entry level hospitals by FICCI and Tamil Nadu Government in Jan 2020



Certificate of appreciation to Sankara Eye Hospital, Guntur for exemplary performance under Dr Y S R Aarogyasri AB PM JAY 2020-21.



Won IMC Ramkrishna Bajaj National Quality Award 2020-21 – Milestone Merits Recognition – Customer focus



International Agency for the Prevention of Blindness - Vision Excellence Award to Ms Srini Karthikeyan - Chief People officer - Sankara Eye Foundation India.

SANKARA EYE FOUNDATION, USA



SEF Teams have focused on Vision 2030 - one million free eye surgeries annually by the year 2030 to arrest the growth of preventable blindness in India. While it has been a challenging year with the COVID Pandemic, SEF teams have found creative ways to engage the community, raise awareness and funds while maintaining public health guidelines on masking and social distancing.

They conducted virtual concerts, virtual iWalk, SEF Envision, all while maintaining the most coveted award for financial health from Charity Navigator. A bright spot for SEF is the SEF Youth Volunteers who continued to bring energy to the cause.



Sankara Eye Foundation (SEF), USA is incredibly grateful for the constant support from the SEF Youth Wing - our most ardent volunteers. In 2020, our Youth Wing volunteers from across the nation helped spread the word about SEF's vision to eradicate curable blindness with unprecedented strength. From cold calling donors, creating viral videos and social media campaigns, hosting roadshows, and volunteering at virtual and in-person events, the Youth Wing serves as a constant reminder of why SEF embarked on our mission decades ago, namely, to leave the world a better place filled with opportunities for generations to come. Our Youth Wing is a constant source of innovation, a cornerstone to our continued success, and a beacon of light for all that is still to be accomplished. We are honored to spotlight our Youth Wing members who continue to inspire us through their dedication and passion for the cause. Our Southern California Chapter has gone the extra mile with engaging SEF Youth. They have time and again found creative ways to continue learning while raising awareness and funds for Sankara.

During the summer of 2021, SoCal Youth volunteers organized a workshop called "A catapult into Physics". Students had an interactive session learning about Newton's laws, force, speed, velocity, etc along with making catapults and paper roller coaster. PHUN with Physics, a program that infuses fun and Physics - assisted the students to learn some new skills during summer time and at the same time helped raise funds to provide free cataract eye surgeries.



Global iwalk - Miles to Smiles Campaign

SEF held it's first successful Virtual iwalk challenge around the time of National Walking Day. Our goal was to walk 60,000 miles across the globe in the month of April as part of the Miles to Smiles program to bring smiles to those needlessly blind. 1159 registered signed up for 5K/10K or 50 mile/100 mile challenge encouraging friends and families to go on the trip. While it was part for health and fitness reasons, part spiritual, all of them were excited to bring smiles to many in rural India.

Mr. Kalyan inspired people and pets to go on a hike to Grand Canyon. He said "every mile you go down the Grand Canyon, you are talking about a 100 million year history. when you hit bottom of the Canyon, it is 200 million year old history. Probably bottom of which was ocean once upon a time. What started as a one man's idea turned into 6, 10 and then a large group joining the hike, with many planning to continue in the future as a spiritual journey.

Charity Navigator: SEF wins the coveted 4 stars again!

SEF, USA continuously excels and has won the highest rating of 4 stars from Charity Navigator, for nine consecutive years. Charity Navigator bases its ratings on the non-profit's financial health and commitment to accountability and transparency. In the words of the Charity Navigator themselves, "We are proud to announce Sankara Eye Foundation, USA has earned our ninth consecutive 4-star rating.



SEF Envision 2020: The leaders and volunteers of SEF created an amazing virtual awareness series to share the journey to Vision 2030. Unlike other musical events, this event held on December 5, 2020 was a unique experience providing an opportunity to listen to some of the greatest leaders across the world. Renowned philanthropists, world-class entrepreneurs, thought leaders, big enterprise CXOs, and Corporate CSR executives came together and shared their wisdom about their own journey, as well as how it resonates with the philosophy of SEF. It was an awe-inspiring and imperative event for all ages, especially the youth, and instilling in them the spirit of social responsibility.



This is our highest possible rating and indicates that your organization adheres to sector best practices and executes its mission in a financially efficient way. Attaining a 4-star rating verifies that Sankara Eye Foundation, USA exceeds industry standards and outperforms most charities in your area of work. Only 4% of the charities we evaluate have received at least 9 consecutive 4-star evaluations, indicating that Sankara Eye Foundation, USA outperforms most other charities in America. This exceptional designation from Charity Navigator sets Sankara Eye Foundation, USA apart from its peers and demonstrates to the public its trustworthiness."

PERFORMANCE - 5 YEAR DATA

SPECIALITY EYE CARE PERFORMANCE

Outpatients	2016-2017	2017-2018	2018-2019	2019-2020	2020-2021
Coimbatore	84,938	91,184	97,544	1,00,818	73539
Krishnankoil	39,785	40,449	39,928	37,825	26047
Kanpur	12,600	14,905	19,019	20,368	16483
Guntur	98,776	1,16,677	1,24,253	1,30,385	97033
Bengaluru	1,06,244	1,09,270	1,16,644	1,19,148	68350
Shimoga	62,002	67,154	73,061	76,310	54694
Anand	14,433	14,938	17,108	16,635	12345
Vijayawada	19,815	953	-	-	0
Coimbatore city	25,912	28,888	35,974	28,045	18811
Ludhiana	20,431	21,432	23,427	20,728	13839
Jaipur	-	15,625	62,916	61,350	35881
Indore	-	-	-	5,715	21868
Total	4,84,936	5,21,475	6,05,874	6,17,327	4,38,890

Paying Inpatients	2016-2017	2017-2018	2018-2019	2019-2020	2020-2021
Coimbatore	8,274	9,380	10,257	10,367	8969
Krishnankoil	1,631	1,789	2,146	2,172	1536
Kanpur	490	660	912	943	1007
Guntur	12,483	14,626	15,510	15,986	14170
Bengaluru	8,836	9,291	10,813	11,852	7315
Shimoga	6,049	6,249	6,295	6,386	5597
Anand	1,648	2,031	1,968	1,468	1203
Vijayawada	729	-	-	-	-
Coimbatore city	1,190	1,286	1,482	1,444	1426
Ludhiana	1,076	1,894	2,010	1,114	802
Jaipur	-	-	-	2,714	2094
Indore	-	379	2,213	126	1423
Total	42,406	47,585	53,606	54,572	45,542

COMMUNITY EYE CARE PERFORMANCE

Campus Conducted	2016-2017	2017-2018	2018-2019	2019-2020	2020-2021
Coimbatore	429	465	451	431	59
Krishnankoil	221	239	328	343	38
Guntur	97	110	118	122	3
Bengaluru	255	234	248	243	79
Shimoga	228	238	244	264	78
Anand	225	190	204	242	5
Ludhiana	187	171	178	180	44
Kanpur	184	225	241	241	66
Jaipur	-	15	147	164	78
Indore	-	-	-	-	20
Total	1,826	1,887	2,159	2,230	470

Patients Screened	2016-2017	2017-2018	2018-2019	2019-2020	2020-2021
Coimbatore	74,018	74,348	68,687	63,006	10294
Krishnankoil	17,875	17,579	21,079	20,543	2789
Guntur	57,956	61,221	60,664	44,298	5295
Bengaluru	47,117	53,015	47,564	47,739	7257
Shimoga	46,122	44,162	45,983	42,268	6401
Anand	29,353	28,804	34,328	31,271	4214
Ludhiana	50,865	58,740	62,135	56,639	2715
Kanpur	28,984	31,788	35,614	39,634	7765
Jaipur	-	3,766	19,043	21,480	3774
Indore	-	-	-	-	481
Total	3,52,290	3,73,423	3,95,097	3,56,878	50,985

Surgeries Done	2016-2017	2017-2018	2018-2019	2019-2020	2020-2021
Coimbatore	35,155	33,490	32,073	32,610	4215
Krishnankoil	9,023	8,145	9,717	10,268	1731
Guntur	28,011	30,043	30,107	28,266	4961
Bengaluru	19,026	23,994	23,079	21,181	3108
Shimoga	20,900	20,097	18,293	18,178	3282
Anand	12,961	14,289	17,926	14,037	3677
Ludhiana	7,278	9,722	9,122	8,627	1706
Kanpur	9,012	11,505	13,735	13,136	5155
Jaipur		1,050	4,262	6,759	1994
Indore					471
Total	1,41,366	1,52,335	1,58,314	1,51,062	30,300

FINANCIAL REPORT

Independent Auditor's Report

To,
The Board of Trustees of Sri Kanchi Kamakoti Medical Trust

Report on the Audit of the Financial Statements

Opinion: We have audited the accompanying financial statements of Sri Kanchi Kamakoti Medical Trust ("the Trust"), which comprise the Balance Sheet as at March 31, 2021, the Statement of Income and Expenditure and Statement of Cash Flow for the year then ended, and notes to the financial statements, including a summary of significant accounting policies.

In our opinion and to the best of our information and according to the explanations given to us the aforesaid financial statements give a true and fair view of the financial position of the Trust as at March 31, 2021 in conformity with the accounting principles generally accepted in India:

- (a) In the case of the Balance Sheet, of the state of affairs of the Trust as at March 31, 2021; and
- (b) In the case of the Income and Expenditure Account, of the Excess of Income over Expenditure for the year ended on that date;
- (c) In case of the Statement of Cash flow, of the Cash flow for the year ended on that date.

Basis for Opinion: We conducted our audit in accordance with the Standards on Auditing (SAs) issued by ICAI. Our responsibilities under those standards are further described in the Auditor's responsibilities for the Audit of the Financial Statements section of our report. We are independent of the Trust in accordance with the Code of Ethics issued by ICAI and we have fulfilled our other ethical responsibilities in accordance with the Code of Ethics. We believe that the audit evidence we have obtained is sufficient and appropriate to provide a basis for our opinion.

Responsibilities of Management and Those Charged with Governance for the Financial Statements

Management of the Trust is responsible for the preparation of these financial statements that give a true and fair view of the state of affairs and results of operations of the Trust in accordance with the accounting principles generally accepted in India. This responsibility includes the design, implementation and maintenance of internal control relevant to the preparation and presentation of the financial statements that give a true and fair view and are free from material misstatement, whether due to fraud or error.

In preparing the financial statements, management is responsible for assessing the Trust's ability to continue as a going concern, disclosing, as applicable, matters related to going concern and using the going concern basis of accounting unless management either intends to liquidate the Trust or to cease operations, or has no realistic alternative but to do so.

Those charged with governance are responsible for overseeing the Trust's financial reporting process.

Auditor's Responsibilities for the Audit of the Financial Statements

Our objectives are to obtain reasonable assurance about whether the financial statements as a whole are free from material misstatement, whether due to fraud or error, and to issue an auditor's report that includes our opinion. Reasonable assurance is a high level of assurance but is not a guarantee that an audit conducted in accordance with SAs will always detect a material misstatement when it exists. Misstatements can arise from fraud or error and are considered material if, individually or in the aggregate, they could reasonably be expected to influence the economic decisions of users taken on the basis of these financial statements.

As part of an audit in accordance with SAs, we exercise professional judgement and maintain professional skepticism throughout the audit. We also:

- (a) Identify and assess the risks of material misstatement of the financial statements, whether due to fraud or error, design and perform audit procedures responsive to those risks, and obtain audit evidence that is sufficient and appropriate to provide a basis for our opinion. The risk of not detecting a material misstatement resulting from fraud is higher than for one resulting from error, as fraud may involve collusion, forgery, intentional omissions, misrepresentations, or the override of internal control.
- (b) Obtain an understanding of internal control relevant to the audit in order to design audit procedures that are appropriate in the circumstances, but not for the purpose of expressing an opinion on the effectiveness of the Trust's internal control.
- (c) Evaluate the appropriateness of accounting policies used and the reasonableness of accounting estimates and related disclosures made by management.
- (d) Conclude on the appropriateness of management's use of the going concern basis of accounting and, based on the audit evidence obtained, whether a material uncertainty exists related to events or conditions that may cast significant doubt on the Trust's ability to continue as a going concern. If we conclude that a material uncertainty exists, we are required to draw attention in our auditor's report to the related disclosures in the financial statements or, if such disclosures are inadequate, to modify our opinion. Our conclusions are based on the audit evidence obtained up to the date of our auditor's report. However, future events or conditions may cause the Trust to cease to continue as a going concern.

We communicate with those charged with governance regarding, among other matters, the planned scope and timing of the audit and significant audit findings, including any significant deficiencies in internal control that we identify during our audit.

Report on Other Requirements

Further, we report that:

- (a) We have obtained all the information and explanations which to the best of our knowledge and belief were necessary for the purpose of our audit.
- (b) In our opinion, proper books of account have been kept by the Trust so far as appears from our examination of those books.
- (c) The Balance Sheet and Statement of Income and Expenditure dealt with by this Report are in agreement with the books of account.

For P N Raghavendra Rao & Co.,
Chartered Accountants
Firm Registration Number: 003328S

P R Vittel
Partner

Membership Number: 018111
UDIN: 22018111AAAAAA9372



INCOME AND EXPENDITURE ACCOUNT FOR THE YEAR ENDED 31ST MARCH 2021

Particulars	TOTAL 2020 - 2021 ₹	TOTAL 2019 - 2020 ₹
INCOME		
DONATIONS FROM PUBLIC		
- SPECIFIC PURPOSES /ENDOWMENT	12,74,75,615	31,98,37,914
- CORPUS	7,30,50,000	-
- OTHERS (GENERAL)	13,17,41,722	16,89,86,052
- IN KIND	33,52,500	-
TOTAL DONATION	33,56,19,837	48,88,23,966
LESS : TRANSFERRED TO SPECIFIC PURPOSE FUND	12,62,15,615	31,56,87,914
LESS : TRANSFERRED TO CORPUS FUND	7,30,50,000	-
LESS : TRANSFERRED TO ENDOWMENT	12,60,000	41,50,000
LESS : TRANSFERRED TO DONATION IN KIND CORPUS	33,52,500	-
	13,17,41,722	16,89,86,052
COLLECTION FROM PATIENTS	1,15,31,02,042	1,31,73,90,347
INTEREST RECEIPTS	2,88,84,747	1,97,28,999
OTHER RECEIPTS	4,28,61,371	5,16,91,091
PREVENTIVE EYE CARE CHARGES	19,46,707	14,58,690
RECURRING GRANT FROM :		
GOVT OF INDIA -EYE BANK	1,42,000	9,38,000
DISTRICT BLINDNESS CONTROL SOCIETY	11,43,68,503	20,64,77,370
OTHER GOVERNMENT SUBSIDY	21,15,000	-
	1,47,51,62,092	1,76,66,70,550
EXPENDITURE		
ESTABLISHMENT CHARGES	69,05,96,087	72,79,55,027
MEDICINES AND LENS	24,94,86,504	26,59,28,853
CAFETERIA EXPENSES	89,46,723	2,47,87,106
REPAIRS AND MAINTENANCE	4,12,36,854	5,88,71,339
LOSS ON SALE OF ASSETS	34,01,731	36,15,004
WRITTEN OFF - CONDEMN. ASSETS	1,26,07,784	98,85,537
CAMP EXPENSES	53,17,843	1,95,01,721
WARD UP KEEP	3,72,82,930	8,59,63,542
TRANSPORTATION EXPENSES	1,32,12,667	5,14,28,915
TRAINING EXPENSES	6,90,95,802	8,53,68,198
PRINTING AND STATIONERY	77,94,940	1,37,86,870
MARKETING EXPENSES	47,22,518	1,69,23,344
FINANCIAL CHARGES	19,07,938	41,92,770
EYE BANK EXPENSES	18,91,046	24,05,308
ADMINISTRATIVE EXPENSES	5,72,95,372	4,76,55,865
DEPRECIATION	23,52,62,475	19,78,86,013
	1,44,00,59,212	1,61,61,55,411
EXCESS OF INCOME OVER EXPENDITURE	3,51,02,879	15,05,15,139

For P N Raghavendra Rao & Co.,
Chartered Accountants
Firm Registration Number: 003328S

P R Vittel
Partner

Membership Number: 018111
UDIN: 22018111AAAAAA9372



For SRI KANCHI KAMAKOTI MEDICAL TRUST

Dr. R.V. Ramani
Founder & Managing Trustee

BALANCE SHEET AS ON 31ST MARCH, 2021

DESCRIPTION OF LIABILITIES	TOTAL 2020 - 2021 ₹	TOTAL 2019 - 2020 ₹
I. CAPITAL FUND:		
A. DONATION IN CASH RECEIVED TOWARDS INITIAL CORPUS:		
From The Author Of The Trust		
Balance As Per Last Balance Sheet	602	602
B. DONATION IN KIND RECEIVED TOWARDS CORPUS:		
Balance As Per Last Balance Sheet	15,22,85,163	15,22,85,163
Add : Received during the year	33,52,500	-
Closing Balance	15,56,37,663	15,22,85,163
C. CORPUS FUND		
Balance As Per Last Balance Sheet	-	-
Add : Received during the year	7,30,50,000	-
	7,30,50,000	
D. GENERAL FUNDS		
Balance As Per Last Balance Sheet	3,59,81,82,492	2,94,57,54,046
Add : Assets out of contractual agreement		-
	3,59,81,82,492	2,94,57,54,046
Add : Excess of Income over Expenditure	3,51,02,879	15,05,15,139
Add : Transfer From Specific Funds On Fulfillment	26,45,18,423	50,19,13,307
Closing Balance	3,89,78,03,794	3,59,81,82,492
E. VOLUNTARY CONTRIBUTIONS WITH SPECIFIC DIRECTION (ENDOWMENT)		
Balance As Per Last Balance Sheet	1,69,92,919	1,28,42,919
Add : Received during the year	12,60,000	41,50,000
Closing Balance	1,82,52,919	1,69,92,919
F. VOLUNTARY CONTRIBUTIONS WITH SPECIFIC DIRECTION (NON ENDOWMENT)		
Balance As Per Last Balance Sheet	89,76,49,313	1,02,82,46,479
Add : Received during the year	12,62,15,615	31,56,87,914
Add : Interest earned during the year	4,20,45,374	5,56,28,227
	1,06,59,10,302	1,39,95,62,620
Less : Transferred to Income & Expenditure account		-
Less : Applied during the year	26,45,18,423	50,19,13,307
Closing Balance	80,13,91,879	89,76,49,313
TOTAL (A to F)	4,94,61,36,857	4,66,51,10,489
II. SECURED LOANS		
FROM BANKS	-	3,75,00,000
	-	3,75,00,000

III. CURRENT LIABILITIES & PROVISIONS		
CURRENT LIABILITIES:		
i) LOANS REPAYABLE ON DEMAND	2,06,49,048	84,66,765
ii) CURRENT MATURITIES OF LONG TERM DEBT	3,42,39,997	2,56,06,812
iii) SUNDRY CREDITORS	8,05,02,905	1,60,74,144
iv) LIABILITIES FOR EXPENSES	7,13,46,767	1,46,65,928
v) LIABILITIES FOR OTHER FINANCE	87,70,268	72,61,222
vi) OTHER CURRENT LIABILITIES	2,61,88,962	3,69,89,265
TOTAL CURRENT LIABILITIES & PROVISIONS	24,16,97,947	10,90,64,136
TOTAL LIABILITIES (I to III)	5,18,78,34,805	4,81,16,74,625

DESCRIPTION OF ASSETS	SCHEDULES	TOTAL 2020 - 2021 ₹	TOTAL 2019 - 2020 ₹
I. FIXED ASSETS	3	3,22,50,17,600	3,29,66,26,337
II. INVESTMENTS	4	1,17,85,72,986	76,78,01,629
III. CURRENT ASSETS LOANS AND ADVANCES:			
i). INVENTORY	5	3,73,05,335	7,88,26,626
ii). SUNDRY DEBTORS	6	14,02,90,595	14,18,32,840
iii). CASH AND BANK BALANCES	7	46,81,85,471	39,00,84,349
iv). OTHER CURRENT ASSETS	8	37,57,111	38,68,653
v). LOANS & ADVANCES & DEPOSITS	9	13,47,05,706	13,26,34,190
TOTAL CURRENT ASSETS LOANS AND ADVANCES		78,42,44,219	74,72,46,659
TOTAL ASSETS (I to III)		5,18,78,34,804	4,81,16,74,625

For P N Raghavendra Rao & Co.,
Chartered Accountants
Firm Registration Number: 003328S

P R Vittel
Partner

Membership Number: 018111
UDIN: 22018111AAAAAA9372



For SRI KANCHI KAMAKOTI MEDICAL TRUST

Dr. R.V. Ramani
Founder & Managing Trustee

FUND FLOW STATEMENT FOR THE YEAR ENDED 31ST MARCH 2021

PARTICULARS	31.03.2021	31.03.2020
FUNDS FLOW FROM OPERATIONS:		
A. Receipts		
COLLECTION FROM HOSPITAL OPERATIONS	1,22,67,94,867	1,39,02,69,128
GRANTS FROM DBCS	11,43,68,503	20,64,77,370
GRANTS FROM GOVT	22,57,000	9,38,000
TOTAL RECEIPTS FROM OPERATIONS - (A)	1,34,34,20,370	1,59,76,84,498
B. Payments :		
ESTABLISHMENT CHARGES	69,05,96,087	72,79,55,027
MEDICINES AND LENS	24,94,86,504	26,59,28,853
CAFETERIA EXPENSES	89,46,723	2,47,87,106
REPAIRS AND MAINTENANCE	4,12,36,854	5,88,71,339
CAMP EXPENSES	53,17,843	1,95,01,721
WARD UP KEEP	3,72,82,930	8,59,63,542
TRANSPORTATION EXPENSES	1,32,12,667	5,14,28,915
TRAINING EXPENSES	6,90,95,802	8,53,68,198
PRINTING AND STATIONERY	77,94,940	1,37,86,870
MARKETING EXPENSES	47,22,518	1,69,23,344
FINANCIAL CHARGES	19,07,938	41,92,770
EYE BANK EXPENSES	18,91,046	24,05,308
ADMINISTRATIVE EXPENSES	5,72,95,372	4,76,55,865
TDS INTEREST PAID		-
DONATION GIVEN		-
TOTAL PAYMENTS FROM OPERATIONS - (B)	1,18,87,87,223	1,40,47,68,858
SURPLUS FROM OPERATIONS - ((a) - (b))	15,46,33,146	19,29,15,640
REPAYMENT OF LOAN (c)	(3,75,00,000)	(3,51,94,743)
Changes in Working Capital (d)		
INCREASE IN CURRENT LIABILITY	13,26,33,811	1,07,34,558
DECREASE IN CURRENT ASSETS	4,11,03,562	(5,36,80,564)
NET SURPLUS / (DEFICT) FROM OPERATIONS - ((a) + (b) + (c) + (d))	29,08,70,519	11,47,74,892

For P N Raghavendra Rao & Co.,
Chartered Accountants
Firm Registration Number: 003328S

P R Vittel
Partner

Membership Number: 018111
UDIN: 22018111AAAAAA9372



For SRI KANCHI KAMAKOTI MEDICAL TRUST

Dr. R.V. Ramani
Founder & Managing Trustee

PARTICULARS	31.03.2021	31.03.2020
FUNDS FLOW FROM DONATION & FINANCING ACTIVITIES:		
A. Receipts		
DONATIONS	13,17,41,722	16,89,86,052
INCREASE IN CORPUS DONATION	7,30,50,000	-
INCREASE IN SPECIFIC DONATION	16,82,60,989	37,13,16,141
INCREASE IN ENDOWMENT	12,60,000	41,50,000
INCREASE IN DONATION IN KIND	33,52,500	-
DECREASE IN INVESTMENT	-	10,94,91,993
TOTAL FUNDS INFLOW FROM DONATION & FINANCING ACTIVITIES - (A)	37,76,65,211	65,39,44,186
B. Payments :		
INCREASE IN FIXED ASSETS	17,96,63,252	54,56,55,979
INCREASE IN INVESTMENT	41,07,71,357	-
INCREASE IN IOL TRAINING	-	83,840
TOTAL FUNDS OUT FLOW FROM DONATION & FINANCING ACTIVITIES - (B)	59,04,34,609	54,57,39,819
NET FUNDS FLOW FROM DONATION & FINANCING ACTIVITIES - (a) - (b)	(21,27,69,398)	10,82,04,366
Statement of Working Capital		
I . NET FUNDS FLOW FROM OPERATION	29,08,70,519	11,47,74,892
II. NET FUNDS FLOW FROM DONATION & FINANCING ACTIVITIES	(21,27,69,398)	10,82,04,366
NET INCREASE / (DECREASE) IN BANK BALANCE	7,81,01,122	22,29,79,258

ACCOUNTING POLICIES AND OTHER NOTES 2020-21

SIGNIFICANT ACCOUNTING POLICIES

1. Basis of Accounting

The financial statements are prepared under historical cost convention and on mercantile basis and in accordance with applicable accounting standards laid down by the Institute of chartered Accountants of India and normally accepted accounting principles. The accounting is on the basis of a going concern concept.

2. Fixed Assets

Fixed assets are stated at cost of acquisition, including attributable cost for bringing the assets to its working condition for its intended use.

Fixed assets received as contributions in kind are stated at the cost incurred by its donor and other expenses to its working condition for its intended use.

Depreciation is calculated using the straight-line method over the estimated useful lives of the fixed assets as determined by the management. The loss or profit on disposal of asset is recognized in the year when the asset(s) is disposed of or the asset is condemned.

3. Investments

Investments are in the form of fixed deposits with Scheduled banks.

4. Inventories

Inventories consist of Medicines, surgical items, lens, optical, etc., Valued at cost.

5. Liabilities

Liabilities acknowledged as debt are taken into account, while contingent and disputed liabilities if any, are not provided for and are disclosed by way of a note.

6. Provisions

Provision is recognized when an enterprise has a present obligation as a result of past event and is probable that an outflow of resources will be required to settle the obligation, in respect of which a reliable estimate can be made. Provisions are determined based on management estimates required to settle the obligations at the balance sheet date. These are reviewed at each Balance sheet date and adjusted to reflect the current management estimate.

7. Revenue Recognition

Hospital service income, reflected is at gross amount as reduced by rebates/discounts and other concessions granted.

Income due to the hospital by way of reimbursement from District Blindness Society of the respective States is accounted on actual receipt basis.

8. Foreign Currency Transaction

Foreign currency transaction are recorded at the rates prevailing on the date of transaction.

9. Research and development

Capital expenditure, if any, on research and development is treated in the same way as expenditure on fixed assets. The Revenue expenditure if any, on Research and Development is written off in a year in which it is incurred.

10. Retirement Benefits

a) Retirement benefits such as periodical contribution to provident and Employees state insurance being defined contribution plans are charged to revenue on payment that had become due.

b) The Employee's gratuity is a defined benefit plan. The present value of the obligation under such plan is determined based on the actuarial valuation using the projected unit credit method which recognizes each period of service as giving rise to an additional unit of employee benefit entitlement and measures each unit separately to build up the financial obligation. The trust has an employee gratuity fund managed by trustees through Life Insurance Corporation of India.

c) Liability towards gratuity is provided and contributed to the trustees of the approved fund on the basis of actuarial valuation made and reported by actuaries of the Life Insurance Corporation of India as at the end of the year.

11. Leave benefits

Leave benefits earned by the eligible employees being accounted as and when it is paid to the employees.

12. Contingent liabilities

There are no contingent liabilities pending as 31/03/2021 in account of

(a) Legal cases

(b) Pending taxes or any other statutory liability

(c) LC discounted, except bank Guarantees provided for Rs14.00 Lakhs for various Hospital operations.

13. Secured loans

SKKMT has availed a Rupee Term loan of

Rs.1500 lakhs (Outstanding as on 31.03.2021 - Rs.333.33 Lakhs) from ICICI bank under the Technology Institution program of a World Bank (reflow) for purchase of Equipment. The loan is secured by Mortgage of immovable properties situated in Shimoga and Hypothecation of movable assets pertaining to the project in favour of ICICI bank.

Loan Payable on demand of Rs 206.49 Lakhs from Canara bank is secured by mortgage of immovable properties situated at 16A, Sankara Eye Hospital St, Sathy Road, Coimbatore.

14. Previous year figure

a) Previous year's figures have been re-arranged and re-grouped wherever necessary so as to make them comparable with those of the current year.

b) Figures have been rounded to the nearest Rupee.

OTHER NOTES

Vision & Impact

Vision: To work towards freedom from Preventable & Curable Blindness

Mission: To provide unmatched eye care through a strong Service- oriented team.

Governance: The Trust is managed by a team of nine trustees.

Identity

Sri Kanchi Kamakoti Medical Trust is a registered Public Charitable Trust, registered vide Doc No.61 of 1982, Book 4 dated 05th February, 1982

The Trust is registered U/s12A (a) of the Income Tax Act, 1961, Commissioner of Income Tax, Coimbatore. (C.No.1419 (73) /81-82 Dated 01.03.1982)

The Trust has been granted exemption U/s 80 G by CIT - 1, Coimbatore, valid till perpetuity (C.No.127 (73)/11-12/CIT-I/CBE /2012-13 dt 24.09.2012).

The Trust is accorded approval by the CCIT, Coimbatore

U/s 10 (23C) (vi) of the Income Tax Act, 1961, valid till perpetuity (C. No. 1491(7)/2010-11/ Sec 10(23C) (via)/CCIT/CBE dated 28.07.2011

For P N Raghavendra Rao & Co.,
Chartered Accountants
Firm Registration Number: 003328S

P R Vittel

Partner

Membership Number: 018111

UDIN: 22018111AAAAAA9372



For SRI KANCHI KAMAKOTI MEDICAL TRUST

Bhavana

Dr. R.V. Ramani
Founder & Managing Trustee

DISTRIBUTION OF STAFF ACCORDING TO SALARY LEVELS (AS ON 31ST MARCH 2021)

CONSULTANTS

Salary Range	Female	Male	Total
Less than 5000	10	26	36
5,001 – 10,000	-	1	1
10,001 – 25,000	5	3	8
25,001 – 50,000	3	8	11
50,001 – 1,00,000	4	11	15
Above 1,00,000	31	37	68
Grand Total	53	86	139

STAFFS

Salary Range	Female	Male	Total
Less than 5000	172	34	206
5,001 – 10,000	40	33	73
10,001 – 25,000	469	357	826
25,001 – 50,000	143	130	273
50,001 – 1,00,000	40	33	73
Above 100,000	4	15	19
Grand Total	975	580	1555

Highest Salary paid is ₹ 1,17,80,000/-per Annum | Lowest salary paid is ₹ 1,08,000/- per Annum

For SRI KANCHI KAMAKOTI MEDICAL TRUST

Bhavana

Dr. R.V. Ramani
Founder & Managing Trustee

SANKARA EYE FOUNDATION INDIA

Sri Kanchi Kamakoti Medical Trust

Registered Office Address:

SANKARA EYE HOSPITAL

16A, Sankara Eye Hospital Street, Sathy road, Sivanandapuram, Coimbatore - 641 035.
Ph: 0422-2666450, 4236789,
E-mail: seci@sankaraeye.com,
www.sankaraeye.com

Donations to be made in the name of 'Sri Kanchi Kamakoti Medical Trust' payable at Coimbatore.

Donations are exempted from Income Tax under section 80G, Online Donations can be made through our

Website: www.sankaraeye.com

BANKERS

Canara Bank
Oppanakara Street,
Coimbatore - 641 001.

AXIS Bank Ltd.
RS Puram, Coimbatore - 641 002.

ICICI Bank Ltd,
ICICI Towers, Bandra - Kurla Complex, Mumbai - 400 051.

AUDITOR

M/S P.N.RAGHAVENDRA
RAO & CO
Chartered Accountants
23/2, Viswa Paradise
Apartments,
Kalidas Road,
Coimbatore - 641 009.

SANKARA EYE HOSPITAL, KRISHNANKOIL

Kunnur P.O., Srivilliputhur Taluk
Virudhunagar Dist, Krishnankoil - 626190
Ph: 04563-289029
Mail: krishnankoil@sankaraeye.com
www.sankaraeye.com

SANKARA EYE HOSPITAL, BENGALURU

Varthur Main Road, Marathahalli
Kundalahalli Gate, Bengaluru-560037
Ph: 080-28542727/28
Mail: bangalore@sankaraeye.com
www.sankaraeye.com

SANKARA EYE HOSPITAL, ANAND

Ta.Mogar, National Highway 8
Dist. Anand (Gujarat)
Ph: 02692-280450
Mail: anand@sankaraeye.com
www.sankaraeye.com

SANKARA EYE HOSPITAL, GUNTUR

Guntur-Vijayawada Expressway
Pedakakani, Guntur-522 509
Ph: 0863-2293903/905
Mail: guntur@sankaraeye.com
www.sankaraeye.com

SANKARA EYE HOSPITAL, SHIMOGA

Thirthahalli Road, Harakere
Shimoga-577202
Ph: 08182-222099/100
Mail: shimoga@sankaraeye.com
www.sankaraeye.com

SANKARA EYE HOSPITAL, LUDHIANA

Vipul World, Village Bhanohar,
Post Dhaka, Near Wadi Haveli,
Ludhiana - Ferozepur Road Dist.
P.O Sathya Narayan District,
Ludhiana - 141 101.
Ph: 0161 -2881123 / 24.
Mail: ludhiana@sankaraeye.com
www.sankaraeye.com

SANKARA EYE HOSPITAL, COIMBATORE (CITY HOSPITAL)

Srivari Kikani Centre
(Next to Chinthamani Super Market)
Krishnaswamy Mudaliar Road
R.S.Puram, Coimbatore - 641002
Ph: 0422-4256789,
Mail: coimbatore@sankaraeye.com
www.sankaraeye.com

SANKARA EYE HOSPITAL, KANPUR NAGAR

Village Panau Purwa, Amiliha,
Post Tatyaganj, Kanpur Nagar- 209217
Ph: 0511-2282450, 2282451
Mail: kanpur@sankaraeye.com
www.sankaraeye.com

SANKARA EYE HOSPITAL, JAIPUR

No. 6, Sector 6, Vidhyadhar Nagar, Jaipur,
Rajasthan 302023
Ph: 0141-2256900
Mail: jaipur@sankaraeye.com
www.sankaraeye.com

SANKARA EYE CENTRE, INDORE

Scheme No. 74C, Vijay Nagar,
Indore, Madhya Pradesh - 452010.
Ph: 0731-4744747
Mail: indore@sankaraeye.com
www.sankaraeye.com

Sankara Worldwide

SANKARA USA

Sankara Eye Foundation, USA,
1900 McCarthy Blvd #302, Milpitas,
CA 95035, www.giftofvision.org

SANKARA EYE FOUNDATION, EUROPE

123 Roehampton Vale Roehampton,
London, SW15 3PG,
Phone: +44 208 780 2570,
www.giftofvision.org.uk

SANKARA EYE SOCIETY, SINGAPORE

30 Sturdee Road,
#02-06 Kerrisdale, Singapore 207852
www.sankaraeye.com/singapore

Follow us on:



<https://www.youtube.com/user/sankaraeyehospitals>



<https://www.facebook.com/sankaraeyeindia>



<https://www.linkedin.com/in/sankaraeyecare/>



<https://www.instagram.com/sankaraeyehospitals/?hl=en>



<https://twitter.com/SankaraV2020>



ŚANKARA EYE FOUNDATION, INDIA
SRI KANCHI KAMAKOTI MEDICAL TRUST

Registered Office Address:

ŚANKARA EYE HOSPITAL

16A, Sankara Eye Hospital Street, Sathy Road, Sivanandapuram,
Coimbatore - 641 035. Ph: 0422-2666450, 4236789.

Email: Seci@sankaraeye.com
www.sankaraeye.com