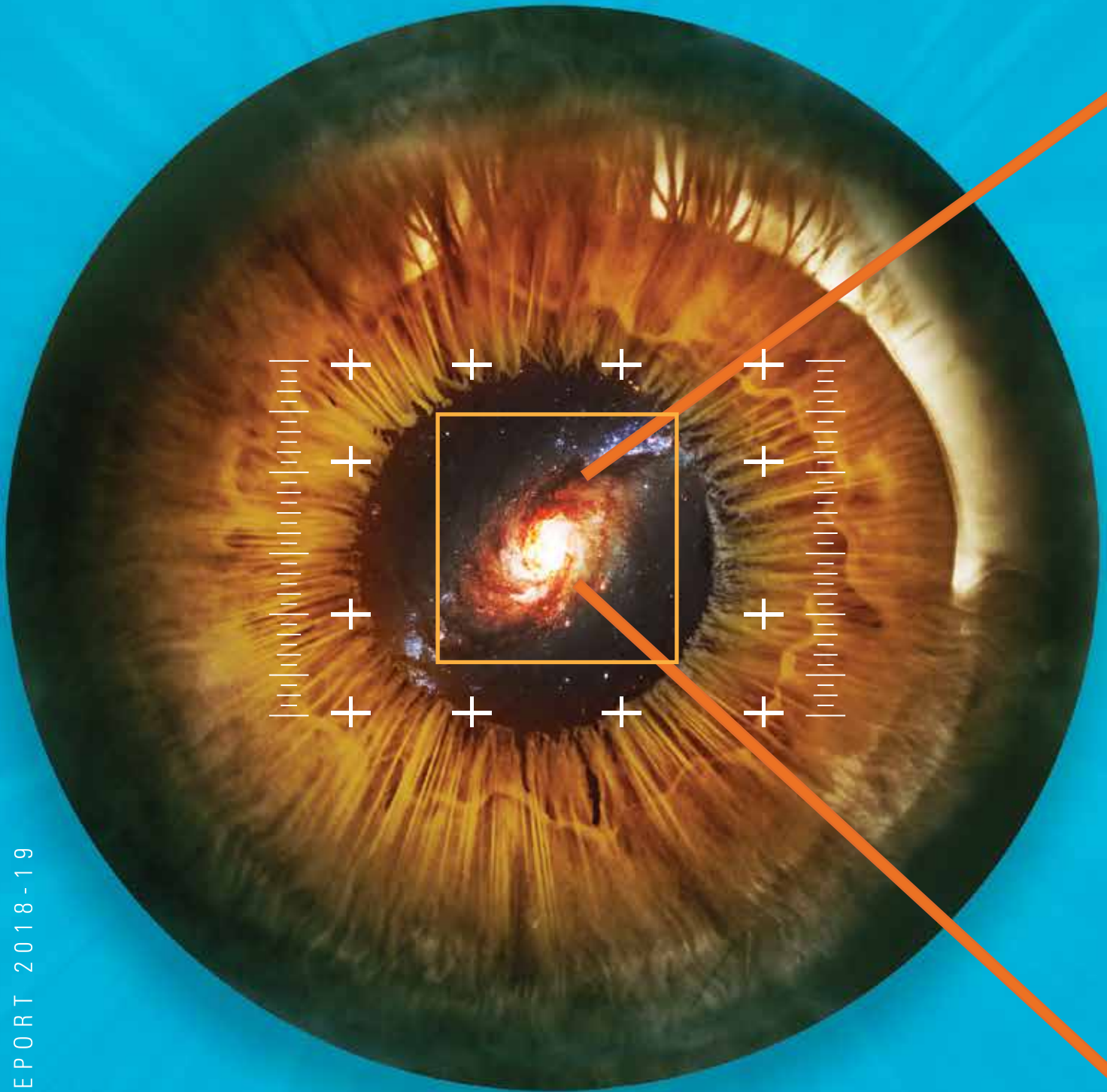


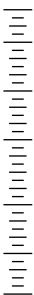


SANKARA EYE FOUNDATION, INDIA
SRI KANCHI KAMAKOTI MEDICAL TRUST



ANNUAL REPORT 2018-19

+
- IN PURSUIT OF EXCELLENCE +
+



**Excellence is not a Goal;
It is an ongoing Pursuit.**

“Ex-celsus” - A latin terminology meaning

“Beyond the High”




**|| Gurur Brahma Gurur Vishnu
Gurur Devo Maheshwaraha:
Gurur Saakshaat Parabrahma
Tasmai Shri Guruvey Namaha: ||**



It is the Divine Sankalpa of the Acharyas which has shaped our Institution over the past 42 years.

Our Obeisance at the Lotus feet of the Sankaracharyas of Kanchi





SANKARA EYE FOUNDATION
INDIA

SRI KANCHI KAMAKOTI MEDICAL TRUST

Not-for-profit healthcare organisation and one of the largest community eye care networks globally with a Pan-India presence.

- Served over 10 million Rural patients so far
- Performed over 1.9 Million free eye surgeries
- 750 free eye surgeries every day



VISION

To work towards freedom from preventable and curable blindness.



MISSION

To provide unmatched eye care through a strong service oriented team.

SRI KANCHI KAMAKOTI MEDICAL TRUST

STEERING COUNCIL MEMBERS



Mr. P. Jayendra




Mr. S.G. Murali



Mr. C.N. Srivatsan



Mr. Sundar
Radhakrishnan



Dr. P. Janakiraman



Mr. Arun Madhavan



Mr. Bhaskar Bhat

SENIOR LEADERSHIP



Dr. Radha Ramani
Co-Founder &
Honorary Director - Training



Dr. Jagadeesh Kumar Reddy
Group Head - Cataract &
Cornea



Dr. P. Mahesh Shanmugam
Group Head - Vitreo Retina



Dr. Kaushik Murali
President - Medical
Administration, Quality &
Training



**Mr. Bharath
Balasubramaniam**
President - Operations &
Administration

Bankers

Canara Bank

Oppanakara Street, Coimbatore - 641 001.

AXIS Bank Ltd.

RS Puram, Coimbatore - 641 002.

ICICI Bank Ltd,

ICICI Towers, Bandra - Kurla Complex, Mumbai - 400 051.

Auditor

M/S RAMESH & UMAMAHESWARI

Chartered Accountants

9 Ponne Street, 458 Cross Cut Road,
Tatabad, Coimbatore 641 012.



SRI KANCHI KAMAKOTI MEDICAL TRUST

BOARD OF TRUSTEES



Dr. S. V. Balasubramaniam
Chairman



Dr. R. V. Ramani
Founder & Managing Trustee



Dr. P. G. Viswanathan



Dr. S. R. Rao



Dr. S. Balasubramaniam



Sri J. M. Chanrai



Sri. Murali Krishnamurthy



Sri. M. N. Padmanabhan



Mrs. Seetha Chandrasekar

Registered Office Address:

Sankara Eye Hospital

16A, Sankara Eye Hospital Street, Sathy road, Sivanandapuram,
Coimbatore – 641 035. Ph: 0422-2666450, 4236789,
E-mail: seci@sankaraeye.com, www.sankaraeye.com







Dear Visionaries,

Our obeisance at the Lotus Feet of the Sankaracharyas of Kanchi, the guiding light which has steered our Institution over the last 42 years.

Yet another successful year has been completed, thanks to the total commitment of Team Sankara.

The Year 2018-19 has been an inflexion point with Team Sankara gaining confidence from consistent performance across all parameters. While pursuing high quality service with ethical values, Sankara has been focusing on self-sufficiency. It is indeed gratifying to note that four of the existing Sankara Eye Hospitals have reached self-sufficiency, while others are marching ahead steadily.

Looking at the strong second line of committed Leaders taking responsibility at every level of Sankara's growth, we feel confident about the future of our Movement.

The manner in which the inhouse talents are being promoted and the Seniors in the Organisation, both in the Medical and Non-Medical Fields coming forward to consistently mould the second line, is perhaps a major step forward.

Every single member of the Sankara family has realized that Pursuit of Excellence is an attitude and not a goal. Throughout the year, they have been excelling their previous performances.

The Annual Meet "Good to Great" has indeed motivated the Team to do better.

Sankara's service activities have gained more visibility because of the presence in Digital Media and other avenues.

Apart from the Academics, Research and Innovations are being given a thrust, thanks to Sankara Academy of Vision and our committed Senior Consultants. These initiatives have resulted in collaborative work with Universities, Nationally and Internationally.

The likeminded community across the Country, individuals, families and Corporates, as usual have been our pillars of strength.

On the whole, it has been a wonderful year of fulfillment with a stellar performance in all spheres of activities.

With the blessings of our Gurus, we look forward to yet another great year - 2019-20, to serve Mother India.

Dr. S.V. Balasubramaniam
Chairman

Dr. R.V. Ramani
Founder & Managing Trustee

Dr. Radha Ramani
Co-Founder

Team Sankara proudly celebrates the recognition of our Founder & Managing Trustee, Dr.R.V. Ramani with the Padma Shri Award - A Civilian Award bestowed by the Govt. of India

"It is an evaluation by the Government and the citizens. Coming from the people, it is nothing short of Bhagavad Prasad – prasadam from the Lord Almighty. This is how I look at the prestigious Padma Shri Award."



Scan to see video of Dr R V Ramani
Receiving Padma Shri Award





“For a Doctor, Rewards happen every single day”

Dr. Ramani recalls one particular incident where he visited a little boy who had just undergone eye surgery and was looking at his own fingers in awe. Pure wonder in the little child’s eyes: Dr. Ramani calls this the “fruit of labor... More than one could ask for as a Reward- a Reward that stays with you for life”.

Having founded one of the earliest charitable eye care institutions in the country, Dr R.V. Ramani says, “I am happy and satisfied in having received this award. Awards are not only morale boosters for an individual but beyond that, it is also a kind of a scale by which one’s service and value are measured. It is something like the general public, citizens of India, telling you that you are going in the right direction.”

“The National Award, a high recognition, which is the result of thorough due diligence and transparent evaluation will further encourage me and Team Sankara to reach greater heights and serve many more millions of needy people in our Motherland”. He also adds, “Beyond happiness, it also gives us energy and enthusiasm to do more. It also impacts other younger people to contribute a lot more. It inspires many others to do good to the country.”

Swami Dayananda Saraswathi:

An award is an evaluating scale that decides “whether you have chosen a right cause, whether your approach has been transparent and appropriate and whether the benefit has reached the society at large.”

Dr. Ramani is also a recipient of National and International Awards including The Role Model of India Award, Lifetime Achievement Award from Kasturba Medical College, Heroes of Humanity Award from the Art of Living Foundation, and IAPB Regional Achievement Award.

PERFORMANCE 2018 - 19

Scan to see Performance
since Inception



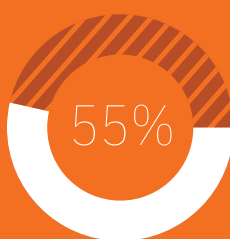
OUTREACH PERFORMANCE

TOTAL PEOPLE SCREENED

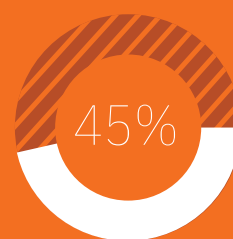
3,95,097

FREE EYE
SURGERIES

1,58,314

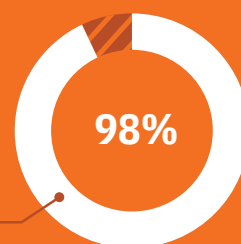


Women



Men

VISION
RESTORATION
RATE



OUTREACH COVERAGE

DISTRICTS
SERVED

92

19,630

VILLAGES COVERED

RAINBOW PROGRAM

Pediatric Eye Screening Programme

2,79,729

 CHILDREN SCREENED

1,230   
PAEDIATRIC SURGERIES

7,521  GLASSES

TEACHERS
TRAINED 

 1,824

SCHOOLS
SCREENED 

 3,835

PAYING PATIENTS



OUTPATIENTS

6,05,874



SURGERIES

53,606

10 SUPER 
SPECIALITY EYE HOSPITALS

3 UPCOMING
HOSPITALS

#01



INDORE

#02



PANVEL

#03



HYDERABAD



SELF **106%**
SUFFICIENCY

PERFORMANCE 2018-19

OUTPATIENT NUMBERS

INPATIENT SURGERIES

17,108

ANAND

1,968

1,16,644

BENGALURU

10,813

97,544

COIMBATORE

10,257

31,974

R S PURAM

1,482

1,24,253

GUNTUR

15,510

62,916

JAIPUR

2,213

+

+

+

OUTPATIENT
NUMBERS

19,019

39,928

23,427

73,061

6,05,874



KANPUR



KRISHNANKOIL



LUDHIANA



SHIMOGA

INPATIENT
SURGERIES

912

2,146

2,010

6,295

53,606

VANDE MATARAM PAN-INDIA PRESENCE

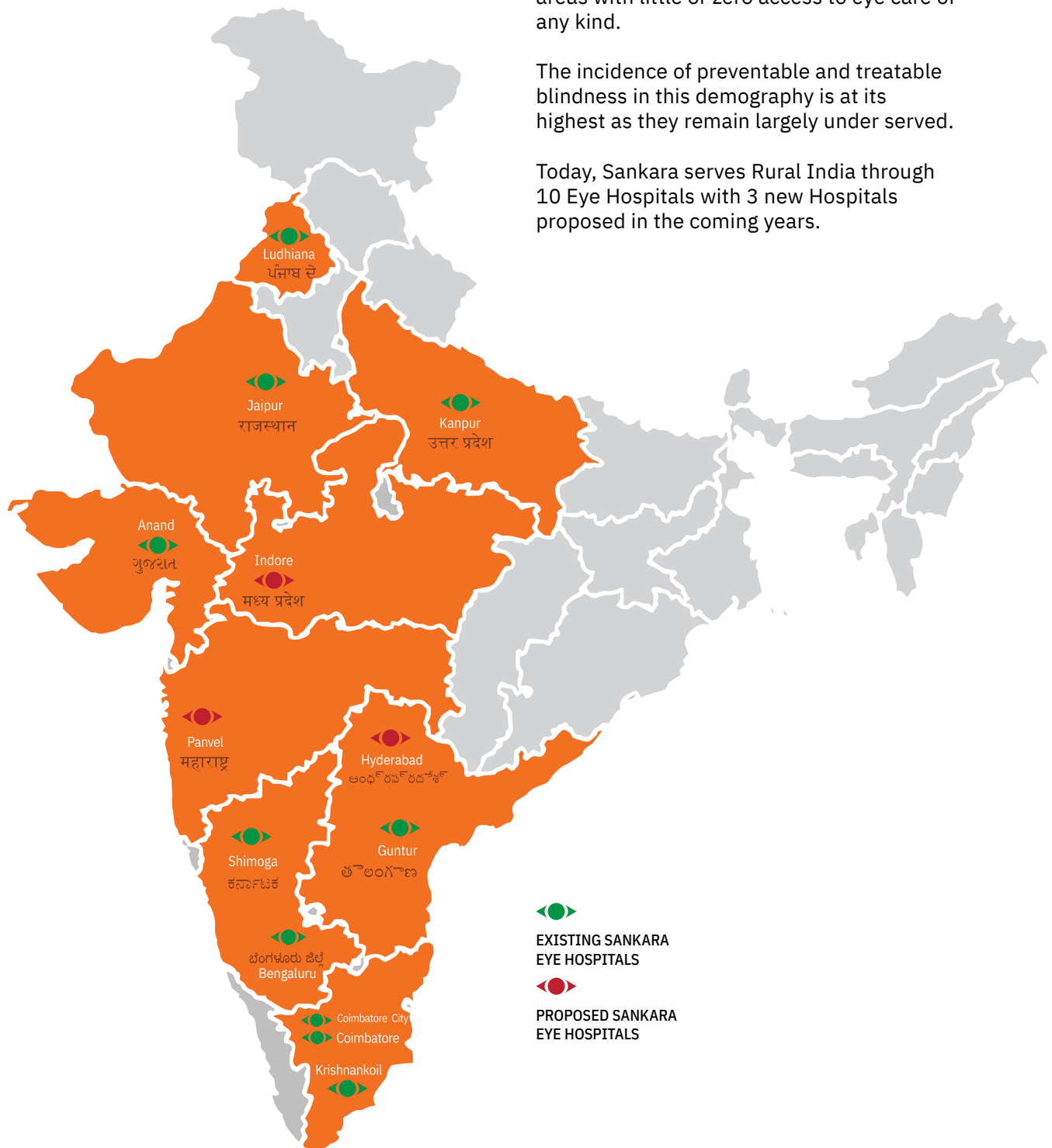
7 STATES
92 DISTRICTS

**Sankara has conducted
2159 camps across 7 states
covering 92 Districts during
2018-19**

Nearly 70% of India's population live in rural areas with little or zero access to eye care of any kind.

The incidence of preventable and treatable blindness in this demography is at its highest as they remain largely under served.

Today, Sankara serves Rural India through 10 Eye Hospitals with 3 new Hospitals proposed in the coming years.



EXISTING SANKARA
EYE HOSPITALS

PROPOSED SANKARA
EYE HOSPITALS



DISTRICT COVERAGE



TAMIL NADU

COIMBATORE

- Coimbatore
- Erode
- Tirupur
- Ariyalur
- Cuddalore
- Dharmapuri
- Kancheepuram
- Karur
- Krishnagiri
- Namakkal
- Nilgiris
- Salem
- Tanjore
- Thiruvannamalai
- Thiruvapur
- Trichy
- Vellore
- Villupuram
- Pudukkottai

KRISHNANKOIL

- Virudhunagar
- Ramanathapuram
- Sivagangai
- Madurai
- Tuticorin
- Tirunelveli
- Dindigul



ANDHRA PRADESH

GUNTUR

- Guntur
- Prakasam
- Krishna
- Ananthapuram
- Chittoor
- Kadapa
- Kurnool



UTTAR PRADESH

KANPUR

- Kanpur Nagar
- Kanpur Dehat
- Shahjahanpur
- Unnao
- Hardoi
- Kannauj
- Farrukhabad



KARNATAKA

BENGALURU

- Kolar
- Mandya
- Ramanagara
- Chamarajnagar
- Tumkur
- Bangalore Urban
- Chikkaballapura
- Bangalore Rural
- Mysore

SHIMOGA

- Shimoga
- Bellary
- Hasaan
- Haveri
- Dharwad
- Chitradurga
- Chikmagalur
- Davangere
- Raichur
- Gadag



PUNJAB

LUDHIANA

- Ludhiana
- Mansa
- Moga
- Sangrur
- Tarn Taran
- Fatehgarh Sahib
- Ferozepur
- Nawan Shahr
- Barnala
- Jalandhar
- Kapurthala
- Bathinda
- Faridkot
- Fazilka
- Rupnagar



GUJARAT

ANAND

- Anand
- Bharuch
- Vadodara
- Surat
- Kheda
- Narmada
- Gandhi Nagar
- Aravalli
- Mahisagar



RAJASTHAN

JAIPUR

- Jaipur
- Sikar
- Dausa
- Tonk
- Sawai Madhopur
- Ajmer
- Nagaur
- Alwar
- Jhunjhunu

Super Speciality Services

Cataract & IOL Clinics

Clouding of the eye's natural lenses, Cataracts are the primary cause of blindness around the world and the leading cause of vision loss in people over the age of 40. Innumerable cataract surgeries have been successfully performed at Sankara. Patients have the choice to opt for customized lenses.

Cornea and Refractive Surgery - LASIK

Sankara provides surgery for corneal diseases like Keratoconus, Dystrophy, Dry eyes, Infection/Injuries and Correction of Refractive errors with Femto LASIK.

Vitreo Retinal Surgery

Sankara specializes in the medical and surgical treatment of disorders involving the Retina and Vitreous Humor.

Glaucoma Services

This "Silent blinding disease" affects the optic nerve. Sankara provides state-of-the-art comprehensive Glaucoma care for Adults and Children including specialized Implants.

Paediatric Ophthalmology

Sankara's exclusive Department for Children's Eye Care, provides timely preventive and curative eye care for an array of eye diseases in children including Squint correction.

Oculoplasty & Aesthetic Services

An expert team of consultants at Sankara provides specialized reconstructive surgery of the periorbital and facial tissues which include the eyelids, orbit & lacrimal system.

Ocular Oncology

Our dedicated team of oncologists and clinicians specialize in the diagnosis and treatment of Ocular tumours like Retinoblastoma in Children with Brachy Therapy, Chemo and Surgery.

Ocularistry

Customized prosthetic implantation of a lost eye or a part of the face in children and adults.

Vision Therapy – Computer Vision Clinic

Evaluation and management of vision problems as a result of prolonged computer use and training for children with perceptual and binocular vision anomalies.

Assistive Vision & Rehabilitation

Rehabilitative services are aimed at helping economically weaker persons with permanent vision loss to lead an independent, dignified, and productive life – these include assistive devices, computer-based training, Braille for children and other learning activities to help improve their quality of life.

Eye Banking & Corneal Transplant Surgeries

More than 1,000 eyes have been retrieved by Sankara Eye Bank network every year and utilized successfully in transplant surgeries.



Cornea Services Expansion in Coimbatore.

New Spacious Facility With Integrated Consultation, Refraction, LASIK Investigation and Contact Lens Center.



Keratoconus is a condition in which cornea, the front of the eye bulges outwards and causes blurring of the vision. Treatment Options for Keratoconus are C3R therapy Corneal Collagen Cross Linking and Keratoplasty Speciality Services

ONE PERSON'S DRIVE TO EXCEL...

EXCELLENCE ALL THE WAY.

To care more than what others think wise,
Risk more than what is considered safe,
Dream big and aim high,
Expect more than what's possible,
All for the single noble cause of serving
the society, Constantly adapting to new
Technologies and leading us to achieve more.
That, is "Excellence".

Sankara Eye Foundation India (SEFI), epitomizes excellence in each of its endeavors. Right from a dedicated workforce that strives to live up to the dreams and aspirations of its Founder, Dr. Ramani, Padma Shri awardee, each of the organization's pillars tell a story of perfected and precisely orchestrated operations, gaining recognition as a globally acclaimed organization.





SUCCESS ISN'T A BIG STEP IN THE FUTURE. IT'S A TINY STEP TAKEN RIGHT NOW

Dr. Ramanathan V Ramani, founded this Institution along with his wife Dr. Radha Ramani on 21st May 1977.

It all started as a primary health care center - Sri Kanchi Kamakoti Medical Center, which later branched into Eye Care Service - Sri Kanchi Kamakoti Medical Trust under the Chairmanship of Shri. S.V. Balasubramaniam.





THE REWARDS

The Institute blossomed over a period into a full-fledged Eye Hospital in 1985 on 5.26 acres of gifted land.

Sankara Eye Bank was the first eye bank to be registered under the Eye Bank Association of India.



Over 42 years later, the institution has remained steadfast in its primary goal of providing quality eye care to all sections of the society, irrespective of their socio-economic status. Today, Sankara Eye Foundation India has touched over 10 million

lives and performed free surgeries on over 1.9 million patients across the country. A network of 10 super speciality hospitals across 7 states of India with over 2200 beds for community eye care makes it one of the Largest Super Speciality Eye Hospitals in India.

AN ILLUMINATED MIND DEVELOPS A CLEAR FOCUS ON THE PERCEIVED GOALS AND PROCEEDS UNABATEDLY

The Rural Outreach Eye Care Program,

“Gift of Vision” (GOV)

was initiated in the year 1990 with the help of Rotary International and Rotary Coimbatore Central through the Health, Hunger, and Humanity Grant. The **GOV** serves a population of 92 districts across 7 states in India.

GOV has so far conducted over 26,757 rural outreach camps, screened 4.9 million people, and performed over 1.9 million free vision restorative surgeries.

Rainbow - An Eye Care Program for Children started in the year 1996 has screened over 6 million children for undetected visual defects providing free vision aids and surgeries.





“COMMUNITY EYE CARE IS OUR DNA”

“It’s been a long journey of 42 years. We chose community eye care as our thrust area, because one third of the world’s blind population live in India and 80% of them are needlessly blind. We wanted to address this need through a sustainable business model with social cause as its driving force.

Sankara’s model of 80:20 has found itself as a case in point in the Harvard Business School. “To perpetuate, to continue doing what we do, we follow a model that is globally unique to us. Through our 80:20, the rich and affluent sections of society who constitute 20% of our beneficiaries pay for

their treatment while 80% of our beneficiaries come from economically weaker sections of the society. It is a sustainable model which can be replicated. I’d call it quality with frugality,” he explains.

“We are what we repeatedly do. Excellence, then, is not an act, but a habit.”

- Aristotle



Dr. R V Ramani, who was born in Coimbatore, was inspired by his father, Dr. A Ramanathan to take up the Medical Profession. Recalling his early days, he speaks fondly of his father - of how his father’s service to the community served as his inspiration. He credits the Kanchi Seer Sankaracharya as the spark that inspired him and his wife to take up charitable endeavours.

“Both of us had the thought of doing something beyond our own practice for the sake of

the society. This was when we got the message from Kanchi Sankaracharya, asking us to spare a little bit of our time for the rest of the world,” he explains.

Remarking that the Medical Profession is a noble one, Dr. R V Ramani opines that it gives doctors ample opportunity to help people in large numbers. “A young doctor should learn to look beyond his/her own family and friends. Every doctor individually or collectively

should spend 10% of his/ her professional time on a charitable cause,” he concludes.



“We do a lot of Research in Corneal Transplants and Retinal Diseases and we have patented a synthetic cornea and an intraocular lens. We have also perfected a device which takes a picture of the Retina and transmits it to the base hospital. Research is also on for artificial intelligence. Sankara Academy of Vision supported by Infosys Foundation, is the capacity building arm of the Institution.

**THE SECRET OF JOY IN WORK
IS CONTAINED IN ONE WORD—
EXCELLENCE.**

TECHNOLOGY



The year 2006 saw us leaning towards Technology as a means to maximize our reach.

Each hospital had a client server based data which came in to our central unit in the form of floppy discs. As the years went by, a web based approach was adopted encompassing our hospitals in Bengaluru, Shimoga, Anand, Guntur, Krishnankovil, and Coimbatore. The focus was on procurement policies which were patient friendly.

The year 2008 to 2010 was the period of centralization and decentralization of our working across patient management. It was all about being autonomous. The focus in 2010 was on Human Resource with performance reviews. The workforce was around 600 at that point. Payroll was brought into existence. Hospital Management Integration Solution policies were brought into operation. It was integrated to financial management. With real time and seamless tracking systems being incorporated, the only way was FORWARD!

Meanwhile, excel sheet monitoring became tedious with 7 functions. Monthly tracking and apex body governs were done on the first week of every subsequent month. It was documented. To simplify things further, our IT partner developed a dashboard which allowed us to view data across individual hospitals and activities.

For example, troubleshooting could be done from Coimbatore in case there was a technical snag or lagging behind of patient care. This led to increased accountability.

On the nonpaying side, we automated movement of patients right from when they boarded the buses to the hospital before they reached, their records would be ready on hand to minimize their waiting time. Also, it eliminated any chance of data mismatch even with two identical names.

Taking a human centered and empathetic approach to innovation through Design thinking, we improved Staff-Patient transparency and staff communication, so that the patient is clear about the next steps by getting right information and spends minimum time possible in the hospital. This was done using technology to manage thresholds, making modifications in the patient flow and using dedicated floor coordinators.





FOSTERING LEADERSHIP AND EMPOWERING COMMUNITIES

Then came the era of handheld convenience. The App era- where SERVIS was developed. This allowed us to study the pattern of diseases in a particular region through data assimilation and heat maps. This assisted the field worker in determining how many patients turned up and whether or not they responded well to treatment and ensured followup care also.

Donor management was also an important function that was fulfilled through technology as we could keep a record of donors and their contributions and minimized the error of repeated beneficiaries. This also allowed for us to appreciate donors by way of letters of appreciation. Then came asset management system. QR codes came into play and made an easy job of monitoring our assets.

This also helped us keep track of the fleet of vehicles operating and minimized expenditure.

SimpliFlow- an app tracks waiting time of patients and also sends us an intimation if in case a patient has been unnecessarily waiting in the lounge so that his waiting time is reduced. Patient feedback is prompt and in case he is unhappy about service, we are promptly intimated. This has led to quality service and ethical service which are Sankara's top priority factors. We plan to continue to leverage on technology in order to adhere to our perfection plan.

Our green initiatives include solar power and we track power consumption across our operations periodically.

Bio gas is used in our kitchens and we also promote organic cultivation. Solar power is already available in CBE, and Guntur.

Our future plans would focus on Patient Centric Care with quality as focus, Employee Centric care for efficiency and tech centric operations for staying ahead in providing care efficiently with app upgrades. We will be on the constant lookout for newer avenues to automate. Our focus would be on Business analytics and delighting vendors and better service across deliverables.

President - Operations & Administration

Mr. Bharath Balasubramaniam

Sankara Eye Foundation India





The Human - Technology Interface

Healthcare today has accepted the play of technology across all facets of service delivery. Ophthalmology has been a stream of medicine that has been an early adopter and myriad solutions have first found favour here. In continuing with our “Tradition of Excellence”, the year saw us look at adopting modern technology and also using these devices to better understand diseases. We were recognized for our research with the OCTA (OCT Angiography). In addition, we explore solving simple problems in training by innovating with a model to hold the eye ball to practice surgery. In addition, an umbrella was modified to study the visual fields of an infant using infra-red imaging. The ‘archivist’ is an innovative system to record surgeries being performed which can be viewed and monitored remotely for adherence to protocols.

Ai, ML ,DL are terms no longer alien to us. What if a photograph of your child on your mobile camera could help predict amblyopia (lazy eye). There are certain conditions that would make a child more prone to this condition. We have demonstrated the ability to pick this up using facial landmark recognition and Machine Learning Algorithms. Earlier, we have worked with a partner on solutions to diagnose Diabetic retinopathy. This has now been deployed across India, parts of Asia and also a trial is underway in Africa. Irrespective of the technology play, human interaction is critical and often, the differentiation in healthcare. Realising that the human mind plays a large role in the manner we interact, we have, also this year, established a department of Clinical Psychology to research people – people interactions not only in the clinics but also as part of our training and overall organizational strategy.

**President - Medical Administration,
Quality & Training.**

Dr. Kaushik Murali
Sankara Eye Foundation India





TESTIMONIALS

TESTIMONIALS

“SANKARA REENGINEERED MY LIFE”

Giridhar



I lost my sight due to Dengue haemorrhagic fever. With my sight, my dream of becoming an Engineer faded away. I was staring into dark days ahead until I heard of Sankara.

They rehabilitated me in their Vision Rehabilitation Clinic. They instilled back my confidence and rekindled my dream to become a Mechanical Engineer” says Mr. Giridhar, a student of CMRIT, Bangalore.



“THANKS TO SANKARA, OUR SON GOT HIS VISION BACK”

Afroz Sulthan's
mother,
Mrs. Shabbir



“As Afroz was losing sight, my world was going dark. Intense fear was growing in my heart as I stared bleakly at my son's future” said Mrs. Shabbir, married to a welder. With the little money that they earned, seeing a Doctor was a distant dream. A miracle was in store for them in a Sankara Eye Camp that was conducted in Afroz's School (Rainbow preventive eye care programme for children).

After studying Afroz's squinting and eye watering issues, Doctors diagnosed the problem behind his fading vision. An oculoplasty surgery by Dr. V.S. Sashidar and a retrograde probing stent, sent Afroz with perfect vision back to school.

“Thanks to Sankara, our son got his vision back. Thank you God” says Mrs. Shabbir.

“I AM A NEW PERSON NOW”

Sayar Devi



“Every day I wake up at 4 am to attend to my buffaloes. But for the last 10 days, I haven’t been able to sleep. Ever since my eye sight started fading, worry and fear have taken over my life. As I lay in my bed awake through the night, I worried for my children’s future”.

Sayar Devi had no education to realise all she had was a Cataract. In the Sankara camp, her Cataract was diagnosed and operated on in the Base Hospital at Jaipur. After two days, she returned home with her heart full of joy. She could see... and she got her hope back. As Sankara’s Outreach Field Worker enters her village for the next camp, she runs up to offer him a fresh glass of Lassi – a simple gesture from the heart to say “Thank you”.



“SANKARA BROUGHT ME BACK MY LIFE”

Babulal



“I have no worries in the world, as I have my Tractor and my eye sight back”, says Mr. Babulal. He might be pushing 70, but he believes in holding his head high, as he continues to be a bread winner for his family.

His strong spirit was shaken as his vision blurred one day while he was driving his tractor. Fear of going blind cracked his confidence – only temporarily, till he found Sankara.

“Today my tractor doesn’t run on just petrol. It runs on the confidence given by the Sankara Doctors. My vision is back and so is my confidence”, says Mr. Babulal.





SANKARA EYE FOUNDATION, INDIA



Dr. Jagadeesh Kumar Reddy,
Group Head - Cataract and Cornea

Dr Shruthi Tara, Chief Medical Officer

Mr. Aswathaman, Unit Head (Paying)

Mrs. Shanthi M, Unit Head (Non-Paying)

Non-Paying

Camps Conducted
451

Patients Screened
68,687

Free Surgeries Performed
32,073

Paying

Outpatients
97,544

Surgeries Performed
10,257

 Building
1,04,769 sq.ft.

 Total Beds
500 (450/50)

 Manpower
394

SANKARA EYE HOSPITAL, COIMBATORE

கோயம்புத்தூர்

Sankara Eye Hospital, Coimbatore, the Mission Headquarters, is a legacy and landmark of the eye care movement initiated 42 Years ago.

Over the past 4 decades, Sankara, Coimbatore has evolved into a successful Pan-India Community Eye Care Organization, thanks to the support of its trusted Benefactors.

While constantly keeping up with innovation and the latest technology, the institution is still rooted to its culture and values, evident in the beautiful Ganesha Temple at the Campus Entrance and its calm, serene and Green Environs. .

In the year 2018- 19, Sankara Eye Hospital, Coimbatore received support from :

- Sankara Eye Foundation USA
- Mission For Vision
- Z F Wind Power Coimbatore Pvt Ltd
- Titan Company Limited
- Fullerton India
- Grace Davison Chemicals (India) Pvt Ltd
- Amar Son
- Sri Maheshwary Granites Pvt Ltd
- Smt Durgabai Champalal Memorial Charitable Trust
- "Varanasi" Trident Pneumatics Pvt Ltd
- Caregroup Sight Solution Llp
- Aspire Foundation
- Tulsi Rural Development Trust
- Aurolab Trust
- Mount Housing & Infrastructure Ltd
- L G Electronics India Pvt Ltd
- Jain International Trade Organisation
- Mithalal Manoharmal Jota Dadal Trust
- Srivari Infrastructure Pvt Ltd
- Hersha H And Hasu P Shah Family Foundation
- Online Giving Foundation UK
- Guardian India Operations Private Limited
- Jagannathan Charitable Trust
- Sankara Eye Society Singapore
- Sankar & Associates
- S. V. Charitable Trust
- Chakiat Agencies Pvt Ltd
- Give Foundation
- Mehra Eyetech Pvt Ltd
- Indian Oil Corporation Ltd
- Watertec India Pvt Ltd



Dr. Vijay Shankar S.D, Chief Medical Officer
Mrs. Binitha Harish, Unit Head

Paying ✓

Outpatients

31,974

Surgeries Performed

1,482



Building

5,000 sq.ft.



Total Beds

11



Manpower

27

SANKARA EYE HOSPITAL, **COIMBATORE CITY**

கோயம்புத்தூர்



Sankara's City Center located in R.S.Puram established in 2011, is an affordable Super Speciality eye care hospital. This ideally located Hospital caters to the city's residents and serves as a Referral Centre for the main Hospital at Sathy Road.



Dr. Visalakshi S, Chief Medical Officer
Mr. Sreemadhu V, Administrator

Non-Paying
Camps Conducted

328

Patients Screened

21,079

Free Surgeries Performed

9,717

Paying
Outpatients

39,928

Surgeries Performed

2,146



Building

91,792 sq.ft.



Total Beds

250 (200/50)



Manpower

74

SANKARA EYE HOSPITAL, **KRISHNANKOIL**

கிருஷ்ணன்கோயில்

With the Magnanimous gift of the Hospital premises by Dr. Vivekananda Raja and Family and support towards building expansion and recurring expenditure by Sri. Dasi Budhrani, this Hospital was established in the year 2003.

In the year 2018- 19, Sankara Eye Hospital, Krishnankoil received support from :

• MISSION FOR VISION

It is a tertiary eye care facility providing high quality eye care to the 7 Southern Districts of Tamilnadu.



Dr. Sudhakar Potti,
Chief Medical Officer

Mrs. Tripura,
Unit Head (Paying Vertical)

Mrs. Madhavi
Unit Head (Non Paying Vertical)

Non-Paying

Camps Conducted
118

Patients Screened
60,664

Free Surgeries Performed
30,107

Paying

Outpatients
1,24,253

Surgeries Performed
15,510



Building
91,792 sq.ft.



Total Beds
250 (200/50)



Manpower
252

SANKARA EYE HOSPITAL, **GUNTUR**



Established in 2004 with the divine blessings of Kanchi Sankaracharyas, a magnanimous donation of land from Janachaitanya Family and monetary support from TANA USA, Sankara Eye Hospital, Guntur has become a landmark in eye care in the State of Andhra Pradesh.

In the year 2018- 19, Sankara Eye Hospital, Guntur received support from :

- MISSION FOR VISION
- SANKARA EYE FOUNDATION - USA

It is the premier eye care Institution of the State being sought after by all sections of the society - the poorest of the poor to the richest of the rich.



Dr. P. Mahesh Shanmugam
Group Head - Vitreo Retina
Dr. Umesh, Chief Medical Officer
Mr. Manoj Jeswani, Unit Head

Non-Paying
Camps Conducted
248
Patients Screened
47,564
Free Surgeries Performed
23,079

Paying
Outpatients
1,16,644
Surgeries Performed
10,813

Building
1,10,320 sq.ft.
Total Beds
250 (200/50)
Manpower
305

SANKARA EYE HOSPITAL, **BENGALURU**

ಬೆಂಗಳೂರು ಜಿಲ್ಲೆ



This well-planned, contemporary eye care hospital located in India's Silicon Valley, Bengaluru, built with the support of Infosys Foundation and various other Donors, caters to the needs of Cosmopolitan Bengaluru as well as rural Karnataka.

This hospital is an NABH accredited hospital.

In the year 2018- 19, Sankara Eye Hospital, Bengaluru received support from :

- SANKARA EYE FOUNDATION USA
- MISSION FOR VISION
- OMNIACTIVE HEALTH TECHNOLOGIES LIMITED
- TITAN COMPANY LIMITED
- ONE GOOD STEP FOUNDATION
- HOYA MEDICAL INDIA PVT LTD
- ARM EMBEDDED TECHNOLOGIES PRIVATE LIMITED
- IRON MOUNTAIN SERVICES PRIVATE LTD
- INDECOMM GLOBAL SERVICES (INDIA) PRIVATE LIMITED
- HELP AGE INDIA



Dr. Mahesha S, Chief Medical Officer
Mrs. Gayatri Shantharam, Unit Head

Non-Paying
Camps Conducted
244
Patients Screened
45,983
Free Surgeries Performed
18,293

Paying
Outpatients
73,061
Surgeries Performed
6,295

Building
59,695 sq.ft.
Total Beds
225 (200/25)
Manpower
171

SANKARA EYE HOSPITAL, SHIMOGA



Located in Malnad, in Central Karnataka, this is the only super-speciality eye care facility in the region, providing all services under one roof.

Built on the banks of Tunga River, this Hospital serves Central and Northern Karnataka.

In the year 2018- 19, Sankara Eye Hospital, Shimoga received support from :

- SANKARA EYE FOUNDATION USA
- MISSION FOR VISION
- H R G ALLOYS & STEEL PVT LTD
- PERFECT ALLOY COMPONENTS (P) LIMITED



Dr. Nisha Vadhyamal Ahuja, Chief Medical Officer
Mr. Kishor Wamanrao Isai C.V.S, Unit Head

Non-Paying

Camps Conducted

204

Patients Screened

34,328

Free Surgeries Performed

17,926

Paying

Outpatients

17,108

Surgeries Performed

1,968



Building
59,695 sq.ft.



Total Beds
225 (200/25)



Manpower
94

SANKARA EYE HOSPITAL, **ANAND**

આણંદ

Sankara Eye Hospital, Anand was started in the year 2008. A Super Speciality Eye Care Hospital, it is indeed one of the cornerstones of eye healthcare in Gujarat.

It has set a new benchmark in quality standards in eye care that include prevention, treatment, and eye health education for patients and their families.

In the year 2018- 19, Sankara Eye Hospital, Anand received support from :

- SANKARA EYE FOUNDATION USA
- MISSION FOR VISION
- OMORI INDIA PVT LTD



Dr. Manoj Gupta, Chief Medical Officer
Mr. Swaraj Ram, Administrator

Non-Paying

Camps Conducted

178

Patients Screened

62,135

Free Surgeries Performed

9,122

Paying

Outpatients

23,427

Surgeries Performed

2,010



Building
55,000 sq.ft.



Total Beds
120 (100/20)



Manpower
82

SANKARA EYE HOSPITAL, LUDHIANA



Sankara's superspecialty eye care facility in Ludhiana was established on the outskirts of the city in 2012. This semi-urban set up covers 15 districts of Punjab providing maximum coverage and is actively involved in engaging local communities and social organizations.

This hospital is an NABH accredited hospital.

In the year 2018- 19, Sankara Eye Hospital, Ludhiana received support from :

- SANKARA EYE FOUNDATION USA
- MISSION FOR VISION
- HELP AGE INDIA



Dr. Puneet Johri, Chief Medical Officer

Non-Paying

Camps Conducted

241

Patients Screened

35,614

Free Surgeries Performed

13,735

Paying

Outpatients

19,019

Surgeries Performed

912



Building

41,500 sq.ft.



Total Beds

225 (200/25)



Manpower

75

SANKARA EYE HOSPITAL, KANPUR



Sankara's state-of-the-art facility in Kanpur is one of a kind in terms of infrastructure and facilities offered.

Located on the outskirts of the city, this is the only super speciality eye hospital in the area with all facilities under one roof.

In the year 2018- 19, Sankara Eye Hospital, Kanpur received support from :

- SANKARA EYE FOUNDATION USA
- MISSION FOR VISION



Dr. Neeraj Shah, Chief Medical Officer
Mr. Manoj Sharma, Unit Head

Non-Paying

Camps Conducted

147

Patients Screened

19,043

Free Surgeries Performed

4262

Paying

Outpatients

62,916

Surgeries Performed

2,213



Building
68,000 sq.ft.



Total Beds
225 (200/25)



Manpower
85

SANKARA EYE HOSPITAL, JAIPUR



Sankara's state-of-the-art facility in Jaipur had its foundation laid in 2016 -2017. This was the 10th Sankara Eye Hospital. This hospital in Pink City, Jaipur, Rajasthan is a 225-bed exclusive facility, wherein 200 beds are for non-paying patients and 25 beds for paying patients.

This hospital is an NABH accredited hospital.

In the year 2018- 19, Sankara Eye Hospital, Jaipur received support from :

- SANKARA EYE FOUNDATION USA
- MISSION FOR VISION
- HELP AGE INDIA

UPCOMING - SANKARA EYE HOSPITAL,
INDORE



THE R.JHUNJHUNWALA SANKARA EYE HOSPITAL,
PANVEL - BHOOMI POOJA





ALTERNATE SOURCE OF ENERGY

Marching towards reducing
CARBON FOOT PRINT.

SOLAR POWER
PLANT AT
SANKARA
EYE HOSPITAL,
COIMBATORE
AND GUNTUR

Events & Activities

SANKARA EYE HOSPITAL, Coimbatore



Screening & Awareness program @ Sankara College of Science & Commerce, Coimbatore.



Inter-School competition on World Sight Day organized by Sankara - Winners receiving memento from our Co-Founder.



Screening & Awareness program @ Lakshmi Machine Works – LMW Aeronautics Division, Coimbatore.

SANKARA EYE HOSPITAL, Coimbatore City



Road Safety Week Awareness Program in joint venture with Coimbatore City Police Department.



World Sight Day Rally in association with Chidvikas Vidya Mandir School, Coimbatore.



"Helen Keller Day" program organized by Rotary Club. Dr Rajesh Prabhu, Paediatric Ophthalmologist of Sankara, Coimbatore facilitated the program.

SANKARA EYE HOSPITAL, Krishnankoil



Diwali Safety Awareness Programme for general public.



Pensioners Association, Sriviliputhur – Screening & Awareness program.



Independence Day Celebration.

SANKARA EYE HOSPITAL, Bengaluru



Titan Ltd – Social Immersion program at Sankara Eye Hospital, Bengaluru.



World Sight Day – Sankara Eye Hospital, Bengaluru and Microsoft India Pvt. Ltd. jointly conducted BLIND CRICKET TOURNAMENT.



Eye Donation Fortnight – Kite Fest @ Sankara Eye Hospital, Bengaluru.

SANKARA EYE HOSPITAL, Shimoga



Sankara Eye Hospital, Shimoga celebrated its 10th Year Anniversary.



Inauguration of Modular Operating Theatre by Directors of Perfect Alloy Castings.



Sankara Vision Centre Inauguration @ Channagiri.

SANKARA EYE HOSPITAL, Guntur



Best Department Ophthalmology Award by NTR Vaidya Seva, Govt. of Andhra Pradesh.



Doctor's Day Celebration @ Sankara, Guntur.



Eye Donation Awareness Walkathon.

SANKARA EYE HOSPITAL, Anand



Long Service Award function.



Outreach Screening Camp at Anand.



Zero Infection Month Celebration.

SANKARA EYE HOSPITAL, Ludhiana



Co-Sponsor Meet 2018 – 19.



Nursing Day Celebration at Sankara, Ludhiana.



Eye Donation Fortnight "Walkathon".

SANKARA EYE HOSPITAL, Kanpur



4th Annual Day Celebrations at Sankara Eye Hospital, Kanpur.



Zero Infection Month Celebration.



Fire Mock Drill – Training provided for Hospital staff.

SANKARA EYE HOSPITAL, Jaipur



Self Defence Training for Hospital staff.



Independence Day celebration.



Smt Veenu Gupta IAS – Addl Chief Secretary, visited and distributed fruits for patients.

HUMAN RESOURCE

Our Asset





Fostering Culture

Sankara's most valuable asset is its people. People are the foundation of our Institution and we take utmost care in creating a positive culture made up of values, beliefs, attitudes and behaviours. These qualities have inculcated a sense of belonging and pride in everyone at Team Sankara.

Synergizing Team Sankara

Evolution is the key to success and it is our prime focus to evolve and equip our team members with the best and latest practices and techniques available in the industry. We ensure that expert guidance, mentorship and workshops are available to our team to help them grow and practice professionalism. Doctors and Staff who are engaged in leadership roles are encouraged to attend conferences without boundaries and the expenses are supported by Sankara's governed 'Conference Policies'. Recruitment of candidates is done through a partially centralized system and the selection process is ensured to be a combination of skill sets and value systems that help the new comers sync with Sankara's culture. Position based Induction programs help the entrants to adapt and understand the roots and helps them emerge as a proud Sankarite. People for sure, are our biggest asset and around 46% of our institution cost is invested in them.

Competing with Competence

"Review, Reform and Reward" policy that we mandatorily follow at Sankara helps us grow constantly. Areas requiring focus are identified by our review system and through an efficient reform system, highly successful and practical solutions are implemented. The reward systems such as "Performance Excellence Awards" and "Variable Pay Programs", constantly ensure and enhance the organization's performance as a whole. The drawn "Organizational Goals", "Department KPI's" (Key Performance Indicators) and the derived "Individual Key Result Areas", act as the basis of our "Review System".

Community Empowerment

Sankara's HR initiatives always focus and steer towards developing and integrating our Mission with the employee's performance. Though being a not for profit organization, Sankara ensures that competitive benefits and programs for employees are at par with the existing corporate world opportunities.

Sankara, as an organization, takes great care and interest in its Employees' wellbeing. Financial Security, Medical Insurance, Accident Cover, support for housing are some of the benefits our employees receive. People, indeed, are the life and breath of this organization.

STATS



1588

Sankara's Total Workforce



84%

Employee Satisfaction Score



529

Local Employment Generated



62%

Women Workforce

SANKARA ACADEMY OF VISION

COURSES 2018-19

INTAKE

Fellowship In Ophthalmology

103

Dip NB Ophthalmology (Postgraduate Training)

56

Short Term Courses

(DCR, DMEK, PHACO, Binocular Vision,
Contact Lens, Occularistry, Biomedical & OT
Technician Speciality)

47

MS Optometry

49

B.Optom Exec (Ludhiana)

130

Lateral B.Sc Optometry

76

External Internship - Optometry

57

B.Sc Optometry

93

Vision Care Technician (Diploma Ophthalmic Assistant)

211

Observership

13

Total Students Enrolled

835



Sankara also has an interesting community initiative that empowers rural young women from different villages across the country. Through their women's empowerment programme, close to one thousand young women from villages in Gujarat, Andhra Pradesh, Karnataka, and Punjab have been trained in vision care.

The initiative first began 15 years ago in Guntur, Andhra Pradesh, and has currently spread to villages in Indore, Kanpur and Maharashtra from where the present batch of students are being trained. Discussing this programme, Dr. Ramani says, "When you educate a girl, when you give her a job oriented education, you are taking care of the whole family. Now both men and women work and especially in the field of eye care where it involves delicate work with patients, women are better preferred. They are able to handle a delicate organ like the eye much better. These young women are given an enormous opportunity to serve humanity irrespective of economic status, caste and religion," he says.

Doing small things
in a great way.
When you apply
your heart, mind,
and soul into even
your smallest
acts, this is the
secret of success.



SAV is aligned to the Mission of SEF India towards capacity building with the creating of a competent & service oriented cadre. While the previous partnerships have helped with infrastructure, a renewed focus towards innovation and research is being championed.

To ensure students attain excellence, we have followed a tradition of promoting curiosity, ensuring commitment of adhering to the highest standards of education and enabling deliberate practice, where under supervision and using a graded approach, eye care professionals are groomed.

PROMOTING CURIOSITY

Sankara Academy of Vision supported the participation and presentation of 85 colleagues at various State, National and International Conferences.

SAV has looked to build, grow and sustain an active and vibrant innovation community with the Sankara Eye Foundation India eco-system stakeholders.

Proven and creative process and methodologies have been applied from Design thinking principles to leverage clinical experts, non-clinical members & partners to identify problems and opportunities in SEF ECO-system to create patient centric path breaking solutions.

Many patients following cataract surgery complain of dysphotopsias. A patent has been filed for a new design developed by Dr. JK Reddy for an Intraocular Lens that would prevent this phenomenon.



"It was an interesting experience. Being from Germany, there were some rough times getting used to the country and the functioning."

"I have improved my skills. Everyone in the hospital were kind and helpful and tried their best to make it worth my time here."

Dr. Ines Zemann,

Germany Short term
Phacoemulsification Training

For those with visual impairment leading a normal life is often a challenge. Economic inclusion is critical for their independent living. Bhavana S, Faculty at Sankara College Of Optometry has filed a patent for a device that would help the blind confirm authenticity of currency. From improving tolerance to eye drops in children for a routine dilatation, unusual presentation of conditions and techniques of cataract surgery and managing children with Autism Spectrum, the year saw 54 publications in various National and International Journals.

Our research & innovations were also recognized at various National and International Conferences with Awards. We won 22 awards. These were received at Second International OCTA Conference, Florence, Italy; Annual Conferences of the Andhra Pradesh Ophthalmic Society, Karnataka State Ophthalmic Society, Tamilnadu Ophthalmological Association ; South Regional Ophthalmic Conference ; Strabismus & Paediatric Ophthalmology Society of India and the All India Ophthalmic Society Annual Conference.



ENSURING COMMITMENT

In the pursuit of excellence, it is imperative to introspect and see where we are.

We had a relook at our strategy leading to 2020. The strategy sets out our clinical, research and education aspirations to evolve as the, “Asian Hub for Eye Care”. Apart from expanding our training programmes, we would simultaneously look at more applied and clinical research and also build a repository and explore alternate channels of knowledge dissemination.

Sankara Academy of Vision entered into a strategic alliance with the Manipal Academy of Higher Education.

In continuation with our agenda to ensure the team is updated on recent trends, we collaborated with the Consortium of Accredited Healthcare Organisations (CAHO), to organise a workshop on infection control practices. With the National Board of

Examinations, workshops for our postgraduates on basic sciences and another workshop on research methodology were conducted.

With the Academic Research Committee of the All India Ophthalmic Society, we hosted and help curate the South Zone conclave for Teachers in Ophthalmology. The meet had teachers from across the southern states participate.

TRAINING

At Sankara Academy of Vision, we strive to provide best in class training.

Today, we are integrated with the hospitals across Sankara Eye Foundation, India. The academy not only draws on the faculty from amongst the medical care providers, but also shares infrastructure and the clinical load. SAV has also taken on the onus of ensuring ongoing training for the personnel and coordinate training programmes at these centres. We are committed to learning and improving in areas where we fell short of the high standards we set for ourselves. Our paramedical training programme continues to be affiliated to the National Council of Vocational and Research Training. Towards



enhancing the quality of training, content has been developed in a video format to enable students to revisit and revise topics.

The Sankara College of Optometry, Bengaluru remains among the top reputed colleges in the country. With our students being recognized with university ranks, we have increased the focus on clinical skills and research. More hours in clinic with mentoring has resulted in optometrists who are able to support the needs of the visually impaired. Students and faculty were

encouraged to participate in various conferences. We also are the clinical partner for the Chitkara University for their programme on Optometry.

The organisation has an intake of 22 students for the programme of the Diplomate of the National Board in Ophthalmology.

The fellowship programme in various subspecialties in eye care saw candidates from across the country, Yemen and Germany.

SANKARA ACADEMY OF VISION (SAV)

Events and Activities



ASCO-CME on Binocular Vision & Vision Therapy at Sankara Eye Hospital, Jaipur.



AIOS-ARC Masterclass on crusade against Diabetic Blindness 2019 at Sankara Eye Hospital, Guntur



Sankara Academy of Vision – Fellowship Graduation January 2019.



Sankara College of Optometry – Graduation – Batch 2018.



CME Workshop on Clinical Research Methodologies, Thesis Research & Protocol Writing at Sankara Eye Hospital, Coimbatore.



Creative & Comprehensive Interactive workshop on Vitreoretinal Diseases, Oct 2018, Bengaluru



CME on Advances in Cataract Surgery, Oct 2018, Ludhiana.



CME on CAHO – NABH Entry Level – CPHIC, Nov 2018, Bengaluru



CME on Retinopathy of Premature Baby, Dec 2018, Anand



Modular Workshop – Basic Sciences for Ophthalmology, Sankara Academy of Vision, Bengaluru

RESEARCH & PUBLICATIONS 2018-19

➤ Improving Tolerance And Effectiveness Of Cyclopentolate With Hydroxypropylmethylcellulose In Pediatric Population, Dr. C. Vidhya, Dr. Kaushik Murali, Dr. Mahesh P. Shanmugam, Dr. Rajesh Ramanjulu, Dr. Diwakar Rao, Clinical Research In Ophthalmology, Oct 2018, Bangalore

Hypohidrotic Ectodermal Dysplasia And Keratoconus : A Rare Association, Dr. Manasa Penumetcha, Dr. Reddy J, Dr. Prabhakar G V, Dr. Derin Puthur, IOSR

➤ Journal Of Dental And Medical Sciences (IOSR-JDMS): Volume 17, Issue 7- July 2018, Coimbatore

An Uncommon Case Of Primary Iris Cyst With Secondary Glaucoma, Dr. Meena Gopinath Menon, Dr. Dunil Kumar Khandelwal, International Journal Of Scientific Research- July 2018, Bangalore

➤ Role Of Intravitreal Triamcinolone Acetonide (IVTA) In Diabetic Macular Edema Cases With Sub Optimal Response To Anti Vegf., Dr. Ravi Shankar H N, Dr. Samir Kumar, Dr. Aanal Shah, U.P. Journal Of Ophthalmology, June 2018; Vol 1: 7-11., Bangalore

➤ Significance Of Hba1c In Diabetic Ocular Motor Cranial Nerve Palsies, Dr. Vidhya Chandran, Dr. Neha Dhiware, Journal Of Ophthalmology & Eye Care, June 11, 2018. Volume 1, Issue 1., Coimbatore

➤ Role Of Topical Mitomycin C In The Treatment Of Placoid Variant Of Ocular Surface Squamous Neoplasia.-A Case Report, Dr. Bhargavi Lakshmi Kanakamedala, Dr. Sudhakarpotti, Dr. Shashidhar, Dr. Marthala Himabindu, IOSR Journal Of Dental And Medical Sciences (IOSR-JDMS)-June 2018, Guntur

➤ Rod Sparing Retinopathy - Unusual Variant In Bardet Beidl Syndrome, Dr. Sowmya Raveendra Murthy, Dr. Keerthi Gunda, Nige J Ophthalmol Sep 2018, 26:85-7, Bangalore

➤ Modified Nishida's Procedure For Monocular Elevation Deficiency, Dr. Sowmya Raveendra Murthy, Dr. Mithuna Pappuru, Journal Of American Association For Pediatric Ophthalmology And Strabismus(JAAPOS) August 2018, Bangalore

➤ A Rare Case Of Persistent Pupillary Membrane: Case Based Approach And Management, Dr. Shashidhar Banigallapati, Dr. Sudhakar Potti, Dr. Himabindu Marthala, Indian Journal Of Ophthalmology Oct 2018 Doi:10.4103/Ijo.ijo_495_18, Guntur

➤ Risk Factors For Descemet's Membrane Detachment Following Small Incision Cataract Surgery, Dr. Poornima, Dr. Ajita,

Journal Of Clinical And Diagnostic Research - July 2018, Coimbatore

➤ A Rare Case Of Optic Neuritis By Relapse Of Choroidal Tuberculoma, Dr. Ravi Shankar, Dr. Aanal Shah, Dr. Samir Kumar, Journal Of Evidence Based Medicine & Healthcare - Aug 2018, Shimoga

➤ Comparison Of Optical Coherence Tomography Angiography And Fundus Fluorescein Angiography Features Of Retinal Capillary Hemangioblastoma., Dr. Sagar P, Dr. P. Mahesh Shanmugam, Dr. Ramanjulu R, Dr. Mishra D., Indian J Ophthalmol. 2018 Jun;66(6):872-876., Bangalore

➤ Novel Techniques In Scleral Buckling., Dr. Shanmugam Pm, Dr. Ramanjulu R, Dr. Mishra Kc, Dr. Sagar P, Indian J Ophthalmol June 2018;66:909-15., Bangalore

➤ Optical Coherence Tomography Angiography Features Of Choroidal Hemangioma., Dr. Konana V K, Dr. Shanmugam P M, Dr. Ramanjulu R, Dr. Mishra K D, Dr. Sagar P, Indian J Ophthalmol. Apr 2018; 66(4):581-583. Doi: 10.4103/Ijo.ijo_955_17., Bangalore

➤ An Uncommon Presentation Of A Scleral Cyst., Dr. P. Mahesh Shanmugam, Dr. Ruia S., Ophthalmic Surg Lasers Imaging Retina. 2018 Mar 1;49(3):209-211., Bangalore

➤ "Hourglass Coloboma": A Case Report And Review Of Etiopathogenesis., Dr. Kumar M, Dr. Shanmugam M, Dr. Sagar P, Dr. Kumar D, Dr. Konana VK., Retin Cases Brief Rep. 2018 Jul 24., Bangalore

➤ Phacoemulsification Of A Brown Cataract In A Case Of Microcornea With Coloboma., Dr. Umesh, Dr. Girish Budhrani, International Journal Of Scientific Research Volume-8 | Issue-1 | January -2019 | Issn No 2277 - 8179 | If : 4.758 | Ic Value : 93.98, Bangalore

➤ Optical Coherence Tomography Angiography Of Fleeting Macroaneurysm In Retinal Racemose Angioma, Dr. P Mahesh Shanmugam, Dr. Sriram Simakurthy, Dr. Vinaya Kumar Konana, Dr. Rajesh Ramanjulu, Dr. K C Divyansh Mishra, Indian J Ophthalmol 2018;66:1352-4 -Sep 2018, Bangalore

➤ Mobius Syndrome With Bilateral Horizontal Gaze Palsy, Dr. Vidya Lakshmanan, Dr. Kanika Gupta, International Journal Of Scientific Research Volume-8 | Issue-1 | January-2019 | Issn No 2277 - 8179 | If : 4.758 | Ic Value : 93.98, Bangalore

➤ A Case Of Bilateral Cytomegalovirus Anterior Uveitis With Secondary Glaucoma In An

Immunocompetent Patient, Dr. Meena Gopinath Menon, Dr. Vijaya L Alle, International Journal Of Scientific Research Volume-8 | Issue-1 | January-2019 | Issn No 2277 - 8179 | If : 4.758 | Ic Value : 93.98, Bangalore

➤ Bilateral Corneal Ulceration Due To Pancreatitis, Dr. Nishanth Janardhan Raju, IOSR Journal Of Dental And Medical Sciences (IOSR-JDMS), E-Issn : 2279-0853, P-Issn: 2279-0861. Volume 17, Issue 10 Ver.6(October.2018), Pp34-55, Krishnankoil

➤ Biomaterprost And Herpetic Keratitis - A Rare Association, Dr. Nishanth Janardhan Raju, Iosr Journal Of Dental And Medical Sciences (IOSR-JDMS), E-Issn : 2279-0853, P-Issn: 2279-0861. Volume 17, Issue 3 Ver.15(March 2018), Pp 47-48, Krishnankoil

➤ Comparison Of Central Macular Thickness After SICS And Phacoemulsification Cataract Surgery Using Oct, Dr. Sumedha Sharma, Dr. Manoj Gupta, International Journal Of Scientific Research-Jan 2019, Ludhiana

➤ Accuracy Of Formulae For Secondary Intraocular Lens Power Calculations In Aphakic Patients, Dr. Anirudh Duhan, Dr. Nisha V Ahuja, Journal Of Medical Science & Clinical Research Jmscr Vol||06||Issue||10||Page 1320-1322||October 2018, Anand

➤ Comparative Study -Ideal Cataract Surgical Technique For Camp Patients -Sics Or Phacoemulsification, Dr. Shruti Singh & Dr. Sumedha Sharma, International Journal Of Science And Research (IJSR)-Jan 2019, Ludhiana

➤ Pseudophakia In Ocular Albinism, Awareness Of Eye Donation In Rural Population Of Karnataka, Dr. Mallikarjun.M, Dr. Vamsi Rani, Dr. Roopasree. B V, Dr. Rajashekar. J, Dr. Kavitha. V, Indian Journal Of Ophthalmology-Oct 2018, Shimoga

➤ Purse String Suturing For Post Radial Keratotomy Hyperopia, Dr. Jagadeesh Kumar Reddy, Dr. Shadab Khan, International Journal Of Science And Research (IJSR), Issn: 2319-7064 Impact Factor (2018): 7.426, January 2019(Volume 8 Issue 1), Coimbatore

➤ Intravitreal Injection Of Ozurdex As A Primary Mode Of Treatment In Diabetic Macular Edema, Dr. Swathi Achanti, Dr. Prabhushankar, Dr. Geetha, International Journal Of Health Sciences & Research, Dec 2018, Coimbatore

➤ Adie's Tonic Pupil In A Case Of Recurrent Adenoid Cystic Carcinoma Of Maxillary Sinus - An Ophthalmic Perspective, Dr. Prithviraj U, Dr. Sairani K, Delhi Journal



RESEARCH & PUBLICATIONS 2018-19

- Of Ophthalmology, Apr 2018, Guntur
- A Retrospective Analysis Of Refractive Changes In Pediatric Pseudophakia", Dr. Manmitha Reddy Muppidi, Dr. Sairani Karanam, Dr. Akhil Bevara, Delhi Journal Of Ophthalmology, E-Issn 2454-2784, Feb 2019, Guntur
- 2nd: Yagsweep "": An Office-Based Procedure To Clear Iol Deposits, Dr. Jaya Madhury, Dr. Madhu Kumar R, Dr. Leela Padmini Ippagunta, Dr. Ashok Kanakamedla, Dr. Vinaya Kumar Konana, Dr. Swarnalatha Poluri, IOSR Journal Of Dental And Medical Sciences (IOSR-JDMS), E-Issn: 2279-0853, P-Issn: 2279-0861, Volume 18, Issue 2 Ser. 5 (February, 2019), Pp 34-37, Guntur
- A Case Report Of Anterior Visual Pathway Aplasia, Dr. Jakkidi Prathibha Reddy, Dr. Prabhu M Shanker, Dr. Geetha Ganesan, Dr. Rajesh Prabu, Indian Journal Of Ophthalmology Issn : 0301-4738 Vol 67, Issue 01, January 2019, Coimbatore
- Case Series On Management And Surgical Outcomes In Phacoemulsification And Intraocular Lens Placement In Eyes With Cataract And Congenital Iris Coloboma, Dr. Aisha Rafi, Dr. Pallavi Joshi, Dr. Umesh Y, IOSR JDMS Journals: Review Report (Article Id: L91129)-Jan 2019, Bangalore
- Ophthalmic Artery Occlusion Following Lateral Orbitotomy, Dr. Swathi A. R., Dr. Mahesh P. Shanmugam, Dr. Saptagiri Rambhatla, International Journal Of Ocular Oncology And Oculoplasty July-September 2018;(3):146-147, Bangalore
- Optical Coherence Tomography Angiography Features Of Retinitis Post-Rickettsial Fever, Dr. Mahesh Shanmugam, Dr. Vinaya Kumar Konana, Dr. Rajesh Ramanjulu, Dr. K.C. Divyansh Mishra, Dr. Pradeep Sagar, Dr. Dilip Kumar, Indian Journal Of Ophthalmol 2019;67:297-300, Jan 2019, Bangalore
- Fluorescein Cap: Fluorescein Angiographic Feature Of Retinal Cavernous Hemangioma, Dr. Madhu Kumar, Dr. Navaneetha Reddy, Dr. Vinaya Kumar Konana, Dr. Ashok Kanakamedla, Dr. Surabhi Ruia, Dr. Jayamadhury Gudimetla, Indian J Ophthalmol 2018;66:1473-4, Sep 2018, Guntur
- Low Vision Aids: Visual Outcomes And Barriers In Children With Low Vision, Dr. V. R. Venkataramanan, Dr. Sai Rani K, Dr. Vinaya Kumar K, Dr. Sudhakar Potti, Dr. Netra Harsha, Dr. Shruthi S, Delhi Journal Of Ophthalmology, E-Issn 2454-2784, Feb 2019, Guntur
- Near Reflex Paresis - A Rare Presentation Of Arachnoid Cyst, Dr. Vidhya C, Delhi Journal Of Ophthalmology, June 2018, Bangalore
- Diagnosing Pediatric Cerebral Venous Sinus Thrombosis, Dr. Vidhya C & Dr. Niveditha Nikhil, Kerala Journal Of Ophthalmology, April 2018, Bangalore
- The Claw: A Novel Intraocular Foreign Body Removal Forceps, Dr. Maneesh Bapaye, Dr. Mahesh P Shanmugam, Dr. Natarajan Sundaram, Ind J Ophthalmol. Nov 2018;1845-1848, Bangalore
- Amblyomma Testudinarius Tick Infestation Masquerading As A Lid Mass In Children: A Rare Case Series, Dr. Priti Shende, Dr. Shruthi Tara V, Dr. V Rajesh Prabu, Scholars Journal Of Medical Case Reports (SJMCr), 10.21276/Sjmc.2018.6.6.18, Issn 2347-9507, Issn 2347-6559, Coimbatore
- Comparison Of Patient Comfort In Alcohol Assisted Versus Mechanical Debridement In Photorefractive Keratectomy (PRK), Dr. Pranav P Radkar, Dr. Mallikarjun M H, Dr. Rajshekhar, Dr. Kavitha V, Dr. Roopasree B V, Dr. Rashmi Shetty & Dr. Vamsi Rani, Ophthalmology Research Journal, 2019 Issn 2639-9482, Jan 2019, Shimoga
- Cogan-Reese Syndrome, A Variant Of Iridocorneal Endothelial Syndrome, Dr. Malleswari Medikonda & Dr. Nandish Mashru, Delhi Journal Of Ophthalmology, July, 2018, Guntur
- Retinal Imaging Including Optical Coherence Tomography Angiography For Detecting Active Choroidal Neovascularization In Pseudoxanthoma Elasticum, Dr. Birtel J, Lindner M, Dr. Mishra D K, Dr. Müller P L, Dr. Hendig D, Dr. Herrmann P, Dr. Holz F G, Dr. Fleckenstein M, Dr. Gliem M, Dr. Charbel Issa P., Clin Exp Ophthalmol. 2018 Aug 31, Bangalore
- Congenital Glaucoma With Neurofibromatosis Type 1-A Rare Occurrence, Dr. Vankireddi Mahathi, Dr. Sairani Karanam, Dr. Malleswari Medikonda, Delhi Journal Of Ophthalmology, Apr 2018, Guntur
- A Novel Technique Of Internal Scleral Fixation Of Posteriorly Dislocated Intraocular Lens, Dr. Jayamadhury, Dr. Pradeep Sagar, Dr. Ashok K, Dr. Madhu Kumar, Dr. Vinay Kumar, Retina The Journal Of Retinal And Vitreous Diseases, 218-2105R1, Feb 2019, Guntur
- Complications Of Peribulbar Block In The Sitting Posture - An Exploratory Study, Dr. Venigalla Madhuri, Dr. Fathima Anees, Dr. Potti Sudhakar, Dr. Mashru Nandish, Delhi Journal Of Ophthalmology, Nov 2018, Guntur
- Chandelier-Assisted Scleral Buckling In An Eye With Longstanding Inert Foreign Body With Fresh Rhegmatogenous Retinal Detachment, Dr. Madhu Kumar, Dr. Vinaya Kumar Konana, Dr. Ashok Kanakamedla, Dr. Dilip Kumar, Dr. Jayamadhury Gudimetla, Indian Journal Of Ophthalmology, Feb 2019, Guntur
- Hourglass Coloboma: A Case Report And Review Of Etiopathogenesis, Dr. Kumar M, Shanmugam, Dr. Sagar P, Kumar D, Dr. Konana VK, Retin Cases Brief Rep. Us National Library Of Medicine National Institutes Of Health-July 2018, Guntur
- Multiple Retained Intraocular Glass Foreign Body With Late onset Retinal Detachment, Dr. Prabhushanker, Dr. Tasneem Topiwala, Dr. Geetha Ganesan, Journal Of Clinical Ophthalmology & Research Mar'2019, Coimbatore
- Vision Therapy For Stabilizing Eye Movements In ASD, Mr. Aditya Goyal, COVD, USA - April 2018, MHQ-Bangalore
- Eye Movements With Children's Of Autism Spectrum Disorder, Mr. Aditya Goyal, ICBO, Sydney, Australia - April 2018, MHQ-Bangalore
- Quick And Accurate Determination Of Presbyopic Addition, Mr. Rupesh Sah, International Journal Of Current Research And Review - Nov 2018, SCO-Bangalore
- Congenital Unilateral Ectropion Uveae With Refractory Glaucoma, Dr. Kamala. S, Dr. Rashmi N R, International Journal Of Clinical And Experimental Ophthalmology -June 2019(Submitted Dec 2018, Accepted-Feb 2019, Published-Jun 2019, Shimoga
- Safety & Efficacy Of Single Subconjunctival Triamcinolone 5 Mg Depot Vs. Topical Loteprednol Post Cataract Surgery – Less Drop Cataract Surgery, Dr. Vivek Chaitanya, Dr. Prabhakar G V, Dr. Reddy Jagadeesh, Dr. Neeraj Shah, Dr. Shadab Khan, Dr. Siddharthan K S, International Journal Of Ophthalmology, IJO-2018-0557.R2 Due For Publishing, Coimbatore
- Topical Steroids: A Two Edged Sword, Dr. V. Kavitha, Dr. Mallikarjun M. Heralgi, Dr. Sneha Harogoppa, Journal Of Vision Sciences, Shimoga
- A Case Report About Post Traumatic Suprachoroidal Dislocation Of Crystalline Lens And Its Management, Indian Journal Of Ophthalmology Manuscript No.: Ijo_1656_18, Bangalore
- Long Term Follow Up Results Of Pterygium Excision With Conjunctival Autograft Using Fibrin Glue: A Retrospective Study. Features Of Pigment Epithelial Iris Cyst Vs Stromal Iris Cyst, Dr. Alla Stimitha, Delhi Journal Of Ophthalmology, Guntur



RESEARCH & PUBLICATIONS 2018-19

- A Case Report Of Chondrosarcoma Of Skull Base Presentation As Total Ophthalmoplegia, Dr. Netra Harsha, Dr. Sai Rani K, Delhi Journal Of Ophthalmology, Guntur
- Ultrasonographic And Clinical Correlation Of Optic Disc Cupping - A Report, Dr. Sowmya Murthy, Dr. Ankita Sharma, Nigerian Journal Of Ophthalmology, Bangalore
- Superior Segmental Optic Nerve Hypoplasia With Dvd And Nystagmus – Case Report, Dr. Sowmya, Dr. Khushboo, Dr. Niveditha, Nigerian Journal Of Ophthalmology, Bangalore
- Awareness Of Eye Donation In Rural Population Of Karnataka, Dr. Mallikarun H, Dr Roopasree BV, Dr Rajashekar J, Dr. Kavitha V, Dr. Vamsi Rani D., Indian Journal Of Ophthalmology, Shimoga
- Unilateral Internal Ophthalmoplegia, Dr. Priyanka, Dr. Sowmya, Nigerian Journal Of Ophthalmology, Bangalore
- Cup Reversal In A Steroid Responder Post Trabeculectomy, Dr. Jayamadhuri, Dr. Madhu Kumar, Dr. Vinaya Kumar, Dr. Ashok Kanakamedla, Dr. Sudhakar Potti,, Delhi Journal Of Ophthalmology, Guntur

CONFERENCES ATTENDED BY SANKARA DOCTORS : 2018-19

Sankara's Doctors attended the following Conferences in the year 2018-19

State Level Conferences

APOS - Andhra Pradesh Ophthalmic Society Conference 2018-19
 KOSCON - Karnataka Ophthalmic Society Scientific Committee Conference 2018-19
 SKOS - South Kanara Ophthalmic Society Conference 2018-19
 HOA Vista - Hyderabad Ophthalmology & Optometry Congress & Exhibition 2018-19
 TNOA - Tamilnadu Ophthalmic Association Conference 2018-19
 TOS - Telangana Ophthalmological Society Conference 2018-19

National Level Conferences

GSI - Glaucoma Society of India Conference 2018-19
 AIOC - All India Ophthalmological Society Conference 2018-19
 KERACON - Cornea Society of India Conference 2018-19
 VRSI - Vitreo Retinal Society of India Conference 2018-19
 OPAI - Occuloplastics Association of India 2018-19
 USICON - Urological Society of India Annual Conference 2018-19

International Conference

EURETINA - European Society of Retina Congress, Austria, 2018-19



SANKARA DOCTORS EXCEL : 2018-19

- **Best Paper Of 2nd International OCTA Conference, Florence, Italy, June 2018.** Bangalore OCTA Characteristics Of Choroidal Melanoma Dr. Rajesh R, Dr. Mahesh Shanmugam P, Dr. Pradeep S, Dr. Mishra D.
- **Dr. V Raghavachari Best Free Paper Session,** Balanced Two-String Technique For Re-Fixation Of Dislocated Rigid Iol With Dialing Hole Presenting Author : Dr. Swarna Latha At APOS October 2018, Guntur
- **Dr. K Vengal Rao's Free Paper Session-**Novel Intraop Keratoscope-Guided Keratoplasty With Realtime Suture Adjustment To Control Astigmatism Presenting Author : Dr. Venkata Prabhakar Guduru At APOS October 2018, Coimbatore
- **Dr Nadella Vishnuvardhan's Best Free Paper** Of Anterior Segment, A Comprehensive Study On Patients With Keratoconus Presenting Author : Dr. Venigalla Madhuri At APOS October 2018, Guntur
- **Nayana Sriram's Best Free Paper** Of Posterior Segment- Magnetic Forceps Presenting Author : Dr. Ashok Kanakamedala At APOS October 2018, Guntur
- **Winner – Best Of APOS Competitive Free Papers-** Balanced Two-String Technique For Re-Fixation Of Dislocated Rigid Iol With Dialing Hole Presenting Author : Dr. Swarna Latha At APOS October 2018, Guntur
- **3rd Prize By Dr. Vinay Kumar** For Slit Lamp Image Under Slit-Lamp Category Conducted By AIOS On The Occasion Of World Sight Day, Guntur.
- **Dr. H. Krishnamurthy Prize -1st Best Paper & Best Medical Retina Free Paper Award** For Dr. Simakurthy Sriram On Hyperreflective Dots. In Oct May Prompt Change in treatment At KOSCON - SROC(Karnataka State Ophthalmic Conference & The South Regional Ophthalmic Conference) 7th-9th Dec 2018, Bangalore.
- **Dr. Basheer Mekhri Prize -2nd Best Paper & Dr. H.m Ravindranath Best Pediatric Ophthalmology & Squint Free Paper Award** For Dr. Kavitha.V On Analysis Of Macular, Foveal And Retinal Nerve Fibre Layer Thickness In Unilateral Amblyopia At KOSCON-SROC(Karnataka State Ophthalmic Conference & The South Regional Ophthalmic Conference) 7th-9th Dec 2018, Shimoga
- **Dr. Madhavi Honnati - Best Refractive Surgery Free Paper** For Dr. Sowmya R For An Innovative Low Cost Binocular Visual Field Analyser in Infants at KOSCON- SROC 7th-9th Dec 2018, Bangalore
- **Best SROC Free Paper Award** For Dr. Manohar S On Complications Of Cataract Surgery and its Management by Trainee Doctors in a Tertiary Eye Care At KOSCON-SROC 7th-9th Dec 2018, Bangalore
- **2nd Runner Up In Quiz** For Dr. Shwetha S And Dr. Tapes Nag at KOSCON-SROC 7th-9th Dec 2018, Shimoga
- **Best Teacher Of Tomorrow -TOT** For Dr.Anshupa Patnaik At KOSCON- SROC 7th-9th Dec 2018, Bangalore
- **Best Video Award** For Dr. Venkata Prabhakar For Jam Session for your eyes only at KERACON Dec 2018, Coimbatore
- **Best Video Award** For Dr. Vidhya at Strabismus & Pediatric Ophthalmological Society Of India Dec 2018, Bangalore
- **TNOA Prof. C.P. Gupta Best Paper Award** For Dr. Venkata Prabhakar For Novel Intraop Keratoscope-Guided Keratoplasty With Realtime Suture Adjustment To Control Astigmatism At TNOA Aug 2018, Coimbatore
- **TNOA Capt. Subramaniam Best Video Award** For Dr. K. Siddharthan For #Life After Death... #Let Them See...At TNOA Aug'2018, Coimbatore
- **Best E-Videos** For Dr. Venkata Prabhakar For Behind The Scenes – The Ring Of Power At TNOA Aug'2018, Coimbatore
- **Best Paper External Diseases A** Novel Intraop Keratoscope Guided Keratoplasty with Realtime Suture Adjustment to Control Astigmatism For Dr. Venkata Prabhakar At AIOC 2019, Coimbatore
- **CS Reshmi Award** Dr. Venkata Prabhakar, Best Of The Best Video Behind The Scenes-The Ring Of Power AIOC 2019, Coimbatore
- **Best Video In Anterior Segment** Behind The Scenes -The Ring Of Power To Dr. Venkata Prabhakar At AIOC 2019, Coimbatore
- **Second Position In Surgical Case Presentations** In Young Ophthalmic Retinal Case Presentation- YORCC For An Unusual Presentation Of Retinal Detachment:UVEA Effusion Syndrome, Dr. Sriram Simakurthy At AIOC 2019, Bangalore

SANKARA EYE FOUNDATION, USA

Mr. Murali Krishnamurthy, Founder and Executive Chairman of Sankara Eye Foundation, USA, says,

“Dr. Ramani is our mentor, a person with unlimited energy and enthusiasm.”

Krishnamurthy said his uncle, P Balasubramaniam, a volunteer at the first Sankara Eye Hospital in Coimbatore, suggested that he consider the cause. It was a request from Dr. Ramani that finally led to him starting the American wing with his brother, K Sridharan.

“We were not ready but things changed after my brother visited the hospital in 1997. He was so impressed with the quality work, the cleanliness of the hospital, the staff culture etc, that we finally started SEF, USA in 1998 along with my brother’s neighbor in San Jose, Ahmad Khushnood Kazi of Lahore”.

“It was a life changer for all of us. Our inspiration comes from Dr. Ramani who, along with his wife Dr. Radha Ramani, has dedicated his life to this movement. They both gave up their thriving medical practice for this cause,” he said. “I can call Dr. Ramani any time of the day or night and he always picks up the call. Just listening to him for some time gives us relief and confidence.” Krishnamurthy said he always talks to the hospital staff in India, and found them very motivated and in love with their work, whether they are drivers, cooks, or paramedical staff. “They tell me that Dr. Ramani donates all his awards to the hospital. They tell me ‘We are not a part of one or two eye hospitals, we are part of a movement to eradicate curable blindness,’” Krishnamurthy said. “Dr. Ramani deserves the Padma Shri and we wish him a long and healthy life and we look forward to his continued enthusiasm, motivation and energy to rid the country of curable blindness.”



SEF ACHIEVES THE TOP CHARITY NAVIGATOR RATING

Sankara Eye Foundation (SEF) has attained the coveted 4-star rating from Charity Navigator once again. This makes it the seventh time in a row and a total of ten times since 2005. Charity Navigator is an independent organization that appraises charities based on their financial health and commitment to accountability and transparency. Attaining a 4-star rating verifies that SEF exceeds industry standards and demonstrates accountability and trustworthiness.

Of all the organizations that Charity Navigator evaluates, only 6% of the charities have received at least six consecutive 4-star ratings, indicating that SEF, USA outperforms most other charities in America. We hope that this exceptional designation provides you with greater confidence in your charitable decision to support SEF eradicate curable blindness.



THE FUTURE PHILANTHROPIST

The Sankara's cause is a huge magnet that attracts enthusiastic youth volunteers to serve and work hard for a cause that touches them to their core. Their devotion to the cause proves that when it comes to service, their actions speak of potential far beyond their years.

YOUTH ENTREPRENEURSHIP

In the fall of 2018, the youth chapter from Los Angeles area, organized a very successful Youth Entrepreneurship Workshop. The workshop, which was attended by 50 students from 6th to 11th grades, focused on developing critical knowledge in marketing, finance, and basic entrepreneurship principles. The workshop covered everything from designing logos, setting product prices,

projecting growth and product pivoting. Examples and case studies were taken from Tesla, Khan Academy, Apple, and other familiar companies to illustrate how these concepts and strategies helped grow these organizations into successful household brands. The students engaged in interactive activities designed to demonstrate the validity (or invalidity) of various scenarios and strategies in

the entrepreneurial world. The event raised \$1,500 for free eye surgeries, but more importantly, has helped create 50 new potential entrepreneurs ready to shake up the business world. Furthermore, each student left the event with an empowering understanding of what it means to be a youth volunteer for Sankara.

BHARATANATYAM ARANGETRAM DONATIONS

Student commitment to Sankara across the country is growing exponentially each year. Recently, youth volunteers Neha Thiagarajan and Anika Shetty performed a Bharatanatyam arangetram and requested donations for SEF instead of gifts for themselves. The duo mentions that they "... have always enjoyed volunteering at SEF events," and "apart from meeting like-minded volunteers, it has also taught us valuable life lessons. We have gained leadership, communication, and teamwork skills from working with all of the wonderful SEF volunteers in the LA Chapter." Funds raised from their arangetram will be used to support 87 free eye surgeries.



GIVING GIFT OF VISION THROUGH TUTORING

Savit Bhat, a sophomore at Dougherty Valley High School in San Ramon, CA. wanted to make use of his free afternoons, so took his first ever job: tutoring. Savit came to know about SEF at the age of 4 or 5 through TV awareness commercials. Upon seeing the people in the advertisement, he understood that there should not be blindness around the world and that it's not fair for some people to be deprived of the basic privilege that the rest of us have. Years later on, Sankara fundraising events reminded him that he should do his part to help eradicate curable blindness. Finally, through the support of his tutees, he donated his earnings to SEF through Mr. Murali Krishnamurthy, Founder and Executive Chairman. For Savit, being able to "give the Gift of Vision" was truly as rewarding as it sounded.



AWARDS, ACCOLADES & ACCREDITATIONS : 2018-19



Eye Health Hero 2018 for Dr. Kaushik Murali by The International Agency for the Prevention of Blindness and Vision 2020



IMC RBNQ Milestone Merits Recognition Award 2018 in the Operations focus Category



Best Ophthalmology Department in Andhra Pradesh State Award for Sankara Eye Hospital-Guntur by NTR Vaidya Seva Trust July'2018.



INDIAN SOCIETY OF CORNEA
AND KERATOREFRACTIVE SURGEONS

Icon in the Field Award of Corneal Surgery for Dr. J.K. Reddy for his outstanding achievements at the Governing Council of the Indian Society of Cornea and Keratorefractive Surgeons (ISCKRS) Aug'2018 felicitated him with ISCKRS Appreciation Award



Lifetime Achievement Award for Dr. S. Balasubramaniam our Board Member at TNOA Aug'2018



20th Annual Polestar Award under Health Category, 2018



IMPRESSIONS

Mrs. Mei Wen

Wen Giving Foundation, Perth, Australia.

Very Inspiring. So pleased to be involved with your hospital group. Well Done!. Sankara Eye Hospital, Coimbatore.

Mr. Ramesh Vangala

District Governor, Rotary District 3150, Hyderabad.

This hospital is doing great service to the community and has partnered with Rotary and supported Rotary activities. We wish to continue our partnership and good work. All the very best in service to humanity. Sankara Eye Hospital, Guntur

Mr. Krishna Teja

IAS, Sub Collector, Alleppey.

I have visited many hospitals. But all of them do business, except Sankara Eye Hospital. This is the only hospital with service motto. Sankara Eye Hospital, Guntur

Dr. R. Kanthimathy MD, DA

Member Secretary – TRANSTAN

Very humbling experience. Such commitment towards our fellow human beings. Amazing work. I am so happy that I visited Sankara Eye Hospital.

Swami Shankarananda

Arsha Vidya Gurukulam.

This is a wonderful institution with a vision which is exemplary with the spirit of care and hospitality matching it. May Isvara bless the institution & people in all ways.

Hersha H Shah & Hasu P Shah

Shree Krishna Foundation - USA

God's grace we have felt here hearty feelings. No words to express. What you and Mrs Ramani had done in 42 years seems like god given gift. It is unusual for human to accomplish such task. We pray Shreeji to bless you to create a dream hospital in the world.

Mr. Balwant Singh Ramoowalia

Member of Legislative Council (UP), Ex-Minister GOI, Ex-Judge & Ex-Cabinet Minister Govt. of UP

It seems I have been blessed to visit not only Sankara Eye Hospital, but also a great wonder of Medical World. Each and every activity here seems a commitment and utterly a service. Everything is unique – My prayers for further flourishing of this Institution. Sankara Eye Hospital, Ludhiana

Mr. S. Sengathir

IPS, IG of Police, Jaipur Range.

Hospital is well maintained, professional, show extreme sense of community outreach, Excellent place to get treated all the best for routine endeavours. Sankara Eye Hospital, Jaipur.

Lorenzo Menicanti MD

Director & Chief, San Donato University Hospital, Milan, Italy.

A real great experience to visit this outstanding hospital. It is a monument of knowledge, professionalism and instilling hope in human being.

Mrs. N. Rajashree

Cognizant Foundation

Very humbling experience. Very committed team rendering great service to under served. Happy to be a small part.

Mr. K.C. Reddy

Superintendent, Central Tax Office, Shimoga.

The Hospital is well maintained and nicely taken care and all the facilities are provided to the patients and a good hospitality. With regard to the service by the staff it's extraordinary. I personally thank all the people who are involved in this service. It's really appreciable in all means. Nice job. May God Bless. Sankara Eye Hospital, Shimoga.

Dr. Richard C Daly

Cardio Vascular Surgeon, Mayo Clinic – Rochester, Minnesota, USA

What a world this would be if all of life lived & worked like this foundation. Thank you for sharing. Your work is inspirational awesome & unforgettable. This is divine work. Even having been here previously I remain so impressed.

Group Captain V. S. Srihari

Director, Regional Centre, ECHS, Bangalore.

A real "EYE OPENER". Honoured to have visited this facility and witnessed the working done by this Foundation. Congratulations to the Founder Dr Ramani on receiving "Padma Shri". My best wishes to Team Sankara. Jai Hind

Operational Performance 5 Year Data

Paying Performance

Outpatients	2014-15	2015-16	2016-2017	2017-2018	2018-2019
Coimbatore	74,213	80,064	84,938	91,184	97,544
Krishnankoil	36,706	37,171	39,785	40,449	39,928
Kanpur City	10,440	14,110	-	-	-
Kanpur	1,586	7,255	12,600	14,905	19,019
Guntur	74,608	85,222	98,776	1,16,677	1,24,253
Bengaluru	90,556	99,687	1,06,244	1,09,270	1,16,644
Shimoga	54,608	59,300	62,002	67,154	73,061
Anand City	6,432	2,576	-	-	-
Anand	14,400	16,041	14,433	14,938	17,108
Vijayawada	17,378	19,371	19,815	953	-
Coimbatore city	26,056	25,587	25,912	28,888	31,974
Ludhiana	21,212	21,367	20,431	21,432	23,427
Mumbai	6,396	6,070	-	-	-
Rishikesh	29,917	-	-	-	-
Jaipur	-	-	-	15,625	62,916
Total	4,64,508	4,73,821	4,84,936	5,21,475	6,05,874
Paying Inpatients	2014-15	2015-16	2016-2017	2017-2018	2018-2019
Coimbatore	6,129	7,290	8,274	9,380	10,257
Krishnankoil	1,601	1,576	1,631	1,789	2,146
Kanpur City	391	602	-	-	-
Kanpur	73	350	490	660	912
Guntur	9,546	11,245	12,483	14,626	15,510
Bengaluru	6,425	7,553	8,836	9,291	10,813
Shimoga	5,013	5,313	6,049	6,249	6,295
Anand	1,066	1,462	1,648	2,031	1,968
Vijayawada	595	713	729	-	-
Coimbatore city	1,068	1,174	1,190	1,286	1,482
Ludhiana	1,124	1,089	1,076	1,894	2,010
Mumbai	302	326	-	-	-
Rishikesh	1,900	-	-	-	-
Jaipur	-	-	-	379	2,213
Total	35,233	38,693	42,406	47,585	53,606



Non-Paying Performance

Camps Conducted	2014-15	2015-16	2016-2017	2017-2018	2018-2019
Coimbatore	432	440	429	465	451
Krishnankoil	249	233	221	239	328
Guntur	91	78	97	110	118
Bengaluru	233	227	255	234	248
Shimoga	245	266	228	238	244
Anand	202	241	225	190	204
Rishikesh	129	20	-	-	-
Ludhiana	190	214	187	171	178
Kanpur	33	170	184	225	241
Jaipur				15	147
Total	1,804	1,889	1,826	1,887	2,159

Patients Screened	2014-15	2015-16	2016-2017	2017-2018	2018-2019
Coimbatore	81,534	69,953	74,018	74,348	68,687
Krishnankoil	22,241	29,748	17,875	17,579	21,079
Guntur	47,793	53,135	57,956	61,221	60,664
Bengaluru	40,632	55,357	47,117	53,015	47,564
Shimoga	47,368	45,991	46,122	44,162	45,983
Anand	27,303	29,537	29,353	28,804	34,328
Rishikesh	30,173	5,030	-	-	-
Ludhiana	41,780	42,020	50,865	58,740	62,135
Kanpur	5,186	36,216	28,984	31,788	35,614
Jaipur				3,766	19,043
Total	3,44,010	3,66,987	3,52,290	3,73,423	3,95,097

Surgeries Performed	2014-15	2015-16	2016-2017	2017-2018	2018-2019
Coimbatore	35,196	33,014	35,155	33,490	32,073
Krishnankoil	10,059	10,972	9,023	8,145	9,717
Guntur	23,768	27,290	28,011	30,043	30,107
Bengaluru	17,711	21,047	19,026	23,994	23,079
Shimoga	17,366	19,819	20,900	20,097	18,293
Anand	8,657	10,145	12,961	14,289	17,926
Rishikesh	11,114	1,601	-	-	-
Ludhiana	4,326	5,402	7,278	9,722	9,122
Kanpur	1,132	9,009	9,012	11,505	13,735
Jaipur				1,050	4,262
Total	1,29,329	1,38,299	1,41,366	1,52,335	1,58,314

Financial Report

Independent Auditor's Report

TO THE BOARD OF TRUSTEES OF SRI KANCHI KAMAKOTI MEDICAL TRUST

Opinion

We have audited the financial statements of SRI KANCHI KAMAKOTI MEDICAL TRUST, which comprise the balance sheet as at March 31, 2019, the Income & Expenditure Account and the cash flow statement for the year then ended, and notes to the financial statements, including a summary of significant accounting policies.

In our opinion, the accompanying financial statements of the entity are prepared, in all material respects, in accordance with general purpose requirements of preparation of such financial statements, as no specific law governs the auditee trust.

In our opinion and to the best of our information and according to the explanations given to us, the aforesaid financial statements give the information required by the general purpose requirements in the manner so required and give a true and fair view in conformity with the accounting principles generally accepted in India, of the state of affairs of the Trust as at March 31, 2019, its surplus and cash flows for the year ended on that date.

Basis for Opinion

We conducted our audit in accordance with the applicable Standards on Auditing (SAs) issued by Institute Of Chartered Accountants Of India [ICAI]. Our responsibilities under those Standards are further described in the Auditor's Responsibilities for the Audit of the Financial Statements section of our report. We are independent of the entity in accordance with the Code of Ethics issued by ICAI and we have fulfilled our other ethical responsibilities in accordance with the Code of Ethics. We believe that the audit evidence we have obtained is sufficient and appropriate to provide a basis for our opinion.

Key audit matters

Key audit matters are those matters that, in our professional judgment, were of most significance in our audit of the financial statements of the current period. These matters were addressed in the context of our audit of the financial statements as a whole, and in forming our opinion thereon, and we do not provide a separate opinion on these matters.

Reporting of key audit matters pursuant to Standards On Auditing SA 701, Key Audit Matters are not applicable to the Trust as it is not a covered entity for the purpose of reporting.

Information other than the financial statements and auditors' report thereon

The Board of Trustees is responsible for the preparation of the other information. The other information comprises the information included in the Board's Report including Annexures to Board's Report, Activity Report which in the case of the auditee trust is voluntary a no legal requirement mandates such reports; but does not include the financial statements and our auditor's report thereon.

Our opinion on the financial statements does not cover the other information and we do not express any form of assurance conclusion thereon.

In connection with our audit of the financial statements, our responsibility is to read the other information and, in doing so, consider whether the other information is materially inconsistent with the standalone financial statements or our knowledge obtained during the course of our audit or otherwise appears to be materially misstated. If, based on the work we have performed, we conclude that there is a material misstatement of this other information, we are required to report that fact. We have nothing to report in this regard.

Responsibilities of Management and Those Charged with Governance for the Financial Statements

Management represented by the Board Of Trustees of this auditee trust, is responsible for the preparation of the financial statements in accordance with general purpose requirements of such preparation as no specific law governs the auditee trust and for giving a true and fair view of the financial position financial performance cash flows in accordance with the generally accepted accounting principles in India. and the applicable Accounting Standards. This responsibility includes maintenance of adequate accounting records for safeguarding the assets of the Trust and for preventing and detecting fraud and other irregularities besides selection and application of appropriate accounting policies generally making judgments and estimates that are reasonable and prudent; and the design, implementation and maintenance of adequate internal financial controls, that were operating effectively for ensuring the accuracy and completeness of the accounting records, relevant to the preparation and presentation of the financial statements that give a true and fair view and are free from material misstatements, whether due to fraud or error.

In preparing the financial statements, management is responsible for assessing the entity's ability to continue as a going concern, disclosing, as applicable, matters related to going concern and using the going concern basis of accounting unless management either intends to liquidate the entity or to cease operations, or has no realistic alternative but to do so.

Those charged with governance are responsible for overseeing the entity's financial reporting process.



Auditor's Responsibilities for the Audit of the Financial Statements

Our objectives are to obtain reasonable assurance about whether the financial statements as a whole are free from material misstatement, whether due to fraud or error, and to issue an auditor's report that includes our opinion. Reasonable assurance is a high level of assurance, but is not a guarantee that an audit conducted in accordance with SAs will always detect a material misstatement when it exists. Misstatements can arise from fraud or error and are considered material if, individually or in the aggregate, they could reasonably be expected to influence the economic decisions of users taken on the basis of these financial statements.

As part of an audit in accordance with SAs, we exercise professional judgment and maintain professional skepticism throughout the audit.

We also: Identify and assess the risks of material misstatement of the financial statements, whether due to fraud or error, design and perform audit procedures responsive to those risks, and obtain audit evidence that is sufficient and appropriate to provide a basis for our opinion. The risk of not detecting a material misstatement resulting from fraud is higher than for one resulting from error, as fraud may involve collusion, forgery, intentional omissions, misrepresentations, or the override of internal control.

Obtain an understanding of internal control relevant to the audit in order to design audit procedures that are appropriate in the circumstances.

Evaluate the appropriateness of accounting policies used and the reasonableness of accounting estimates and related disclosures made by management.

Conclude on the appropriateness of management's use of the going concern basis of accounting and, based on the audit evidence obtained, whether a material uncertainty exists related to events or conditions that may cast significant doubt on the Company's ability to continue as a going concern. If we conclude that a material uncertainty exists, we are required to draw attention in our auditor's report to the related disclosures in the financial statements or, if such disclosures are inadequate, to modify our opinion. Our conclusions are based on the audit evidence obtained up to the date of our auditor's report. However, future events or conditions may cause the Company to cease to continue as a going concern.

Evaluate the overall presentation, structure and content of the financial statements, including the disclosures, and whether the financial statements represent the underlying transactions and events in a manner that achieves fair presentation.

We communicate with those charged with governance regarding, among other matters, the planned scope and timing of the audit and significant audit findings, including any significant deficiencies in internal control that we identify during our audit.

We also provide those charged with governance with a statement that we have complied with relevant ethical requirements regarding independence, and to communicate with them all relationships and other matters that may reasonably be thought to bear on our independence, and where applicable, related safeguards. From the matters communicated with those charged with governance, we determine those matters that were of most significance in the audit of the financial statements of the current period and are therefore the key audit matters. We describe these matters in our auditor's report unless law or regulation precludes public disclosure about the matter or when, in extremely rare circumstances, we determine that a matter should not be communicated in our report because the adverse consequences of doing so would reasonably be expected to outweigh the public interest benefits of such communication.

for RAMESH & UMAMAHESWARI

Chartered Accountants

(ICAI Firm Regn No.0019319S)

RAMESH NATARAJAN. N

Partner

Membership No 200/23443



Income and Expenditure Account for the year ended 31st March, 2019

INCOME		
DONATIONS FROM PUBLIC		
- SPECIFIC PURPOSES TOWARDS CORPUS/ENDOWMENT	17,17,86,966	52,78,00,189
- OTHERS (GENERAL)	16,41,67,080	12,78,27,738
TOTAL DONATION	33,59,54,046	65,56,27,927
LESS : TRANSFERRED TO CORPUS	17,05,81,966	52,70,25,189
LESS : TRANSFERRED TO ENDOWMENT	12,05,000	7,75,000
	16,41,67,080	12,78,27,738
COLLECTION FROM PATIENTS	1,22,09,15,227	1,04,41,33,189
INTEREST RECEIPTS	75,72,172	90,91,471
OTHER RECEIPTS	4,50,10,701	3,38,35,509
PREVENTIVE EYE CARE CHARGES	21,56,790	35,10,732
RECURRING GRANT FROM :		
GOVT OF INDIA - EYE BANK	16,94,000	21,95,000
DISTRICT BLINDNESS CONTROL SOCIETY	17,83,32,815	12,70,80,486
	1,61,98,48,784	1,34,76,74,124
EXPENDITURE		
ESTABLISHMENT CHARGES	66,10,85,231	56,45,72,104
MEDICINES AND LENS	26,41,82,735	24,89,79,043
CAFETERIA EXPENSES	2,90,28,608	2,96,34,833
REPAIRS AND MAINTENANCE	5,83,81,409	5,39,81,810
LOSS ON SALE OF ASSETS	64,43,062	3,62,38,874
WRITTEN OFF - CONDEMN. ASSETS	82,86,061	2,02,26,021
WRITTEN OFF- SURRENDERED PREMISES	-	-
CAMP EXPENSES	1,09,97,034	95,20,312
WARD UP KEEP	8,11,19,721	7,30,91,908
TRANSPORTATION EXPENSES	4,99,99,554	4,55,71,117
TRAINING EXPENSES	7,67,49,117	7,36,25,799
TRAINING EXPENSES - SRTT GRANT	-	-
PRINTING AND STATIONERY	1,36,64,804	1,28,26,044
MARKETING EXPENSES	1,12,54,373	1,52,79,905
FINANCIAL CHARGES	1,04,91,022	1,69,25,855
EYE BANK EXPENSES	20,70,205	14,69,133
ADMINISTRATIVE EXPENSES	3,49,44,286	2,99,62,001
DONATION GIVEN	-	1,63,205
	1,31,86,97,223	1,23,20,67,964
EXCESS OF INCOME OVER EXPENDITURE	30,11,51,561	11,56,06,160

for RAMESH & UMAMAHESWARI

Chartered Accountants

(ICAI Firm Regn No.0019319S)



RAMESH NATARAJAN. N

Partner

Membership No 200/23443

For SRI KANCHI KAMAKOTI MEDICAL TRUST



Founder & Managing Trustee



Balance Sheet as on 31st March 2019

I. CAPITAL FUND:		
A. DONATION IN CASH RECEIVED TOWARDS INITIAL CORPUS:		
From The Author Of The Trust		
Balance As Per Last Balance Sheet	602	602
B. DONATION IN KIND RECEIVED TOWARDS CORPUS:		
Balance As Per Last Balance Sheet	15,22,85,163	15,20,44,513
Add : Received during the year	-	2,40,650
Closing Balance	15,22,85,163	15,22,85,163
C. GENERAL FUNDS		
Balance As Per Last Balance Sheet	2,40,57,12,467	1,87,12,23,184
	2,40,57,12,467	1,87,12,23,184
Add : Excess of Income over Expenditure	30,11,51,561	11,56,06,160
Add : Transfer From Corpus Funds Corpus On Fulfillment	23,88,90,017	41,88,83,123
	2,94,57,54,045	2,40,57,12,467
Closing Balance	2,94,57,54,045	2,40,57,12,467
D. VOLUNTARY CONTRIBUTIONS WITH SPECIFIC DIRECTION (ENDOWMENT)		
Balance As Per Last Balance Sheet	1,16,37,919	1,08,62,919
Add : Received during the year	12,05,000	7,75,000
	1,28,42,919	1,16,37,919
Closing Balance	1,28,42,919	1,16,37,919
E. VOLUNTARY CONTRIBUTIONS WITH SPECIFIC DIRECTION (NON ENDOWMENT)		
Balance As Per Last Balance Sheet	1,04,04,72,216	88,33,44,957
Add : Received during the year	17,05,81,966	52,70,25,189
Add : Interest earned during the year	5,60,82,314	4,89,85,193
	1,26,71,36,496	1,45,93,55,339
Less : Applied during the year	23,88,90,017	41,88,83,123
Closing Balance	1,02,82,46,479	1,04,04,72,216
TOTAL (A to E)	4,13,91,29,208	3,61,01,08,367
II. GRANTS FROM GOVERNMENT OF INDIA [IOL TRAINING]	83,840	83,840
III. SRI RATAN TATA TRUST	-	-
IV. SECURED LOANS		
FROM BANKS	7,25,00,000	10,75,00,000
HIRE PURCHASE CREDITS	1,94,743	1,94,743
DEFERRED CREDITS	-	-
	7,26,94,743	10,76,94,743

V. UNSECURED LOANS		
FROM OTHERS	-	-
VI. CURRENT LIABILITIES & PROVISIONS		
A) CURRENT LIABILITIES:		
i) LOANS REPAYABLE ON DEMAND	2,38,97,245	9,47,09,659
ii) CURRENT MATURITIES OF LONG TERM DEBT	2,65,26,666	3,08,54,656
iii) SUNDRY CREDITORS	17,93,811	7,35,84,166
iv) LIABILITIES FOR EXPENSES	1,54,25,126	1,16,82,931
v) LIABILITIES FOR OTHER FINANCE	74,60,621	68,48,753
vi) OTHER CURRENT LIABILITIES	2,41,64,118	3,22,75,585
B) PROVISIONS		
SHORT TERM PROVISIONS:	-	-
TOTAL CURRENT LIABILITIES & PROVISIONS (A+B)	9,92,67,587	24,99,55,750
TOTAL LIABILITIES (I to VI)	4,31,11,75,364	3,96,78,42,687
DESCRIPTION OF ASSETS		
I) FIXED ASSETS	2,96,23,56,909	2,73,92,58,627
II) INVESTMENTS	87,72,93,609	77,54,08,943
III) CURRENT ASSETS LOANS AND ADVANCES:		
i). INVENTORY	1,84,06,161	1,87,89,528
ii). SUNDRY DEBTORS	13,24,03,719	10,72,85,318
iii). CASH AND BANK BALANCES	16,71,05,093	21,84,71,328
iv). OTHER CURRENT ASSETS	64,38,799	63,53,405
v). LOANS & ADVANCES & DEPOSITS	14,71,71,076	10,22,75,538
TOTAL CURRENT ASSETS LOANS AND ADVANCES	47,15,24,848	45,31,75,117
TOTAL ASSETS (I to III)	4,31,11,75,366	3,96,78,42,687

for RAMESH & UMAMAHESWARI
Chartered Accountants
(ICAI Firm Regn No.0019319S)



RAMESH NATARAJAN. N
Partner
Membership No 200/23443

For SRI KANCHI KAMAKOTI MEDICAL TRUST



Founder & Managing Trustee



Funds Flow Statement 2018-19

PARTICULARS			31.03.2019	31.03.2018
FUNDS FLOW FROM OPERATIONS:				
A. RECEIPTS				
COLLECTION FROM HOSPITAL OPERATIONS			1,27,56,54,889	1,09,05,70,900
GRANTS FROM DBCS			17,83,32,815	12,70,80,486
GRANTS FROM GOVT			16,94,000	21,95,000
TOTAL RECEIPTS FROM OPERATIONS - (a)			1,45,56,81,704	1,21,98,46,386
B. PAYMENTS :				
ESTABLISHMENT CHARGES			66,10,85,231	56,45,72,104
MEDICINES AND LENS			26,41,82,735	24,89,79,043
CAFETERIA EXPENSES			2,90,28,608	2,96,34,833
REPAIRS AND MAINTENANCE			5,83,81,409	5,39,81,810
LOSS ON SALE OF ASSETS			64,43,062	3,62,38,874
CAMP EXPENSES			1,09,97,034	95,20,312
WARD UP KEEP			8,11,19,721	7,30,91,908
TRANSPORTATION EXPENSES			4,99,99,554	4,55,71,117
TRAINING EXPENSES			7,67,49,117	7,36,25,799
PRINTING AND STATIONERY			1,36,64,804	1,28,26,044
MARKETING EXPENSES			1,12,54,373	1,52,79,905
FINANCIAL CHARGES			1,04,91,022	1,69,25,855
EYE BANK EXPENSES			20,70,205	14,69,133
ADMINISTRATIVE EXPENSES			3,49,44,286	2,99,62,001
DONATION GIVEN			-	1,63,205
Total Payments from operations - (b)			1,31,04,11,162	1,21,18,41,944
SURPLUS FROM OPERATIONS - ((a) - (b))			14,52,70,542	80,04,443
REPAYMENT OF LOAN (c)			3,50,00,000	3,97,54,656
CHANGES IN WORKING CAPITAL (d)				
DECREASE IN CURRENT LIABILITY	15,06,88,163	(1,38,17,183)		
INCREASE IN CURRENT ASSETS	6,97,15,966	4,64,93,500	22,04,04,129	3,26,76,317
NET DEFICT FROM OPERATIONS - ((a) - (b)- (c) - (d))			(11,01,33,587)	(6,44,26,530)
FUNDS FLOW FROM DONATION & FINANCING ACTIVITIES:				
A. RECEIPTS				
DONATIONS			16,41,67,080	12,78,27,738
INCREASE IN CORPUS			22,66,64,280	57,60,10,382
INCREASE IN DONATION IN KIND			-	2,40,650
INCREASE IN ENDOWMENT			12,05,000	7,75,000
DECREASE IN IOL TRAINING			-	(1,10,990)
TOTAL FUNDS INFLOW FROM DONATION & FINANCING ACTIVITIES - (a)			39,20,36,360	70,47,42,780
B. PAYMENTS :				
INCREASE IN FIXED ASSETS			23,13,84,343	45,10,16,193
INCREASE IN INVESTMENT			10,18,84,666	11,34,02,448
SRTT GRANT UTILISED			-	-
TOTAL FUNDS OUT FLOW FROM DONATION & FINANCING ACTIVITIES - (b)			33,32,69,009	56,44,18,641
NET FUNDS FLOW FROM DONATION & FINANCING ACTIVITIES - (a) - (b)			5,87,67,351	14,03,24,139
STATEMENT OF WORKING CAPITAL				
I . NET FUNDS FLOW FROM OPERATION			(11,01,33,587)	(6,44,26,530)
II. NET FUNDS FLOW FROM DONATION & FINANCING ACTIVITIES			5,87,67,351	14,03,24,139
NET INCREASE / (DECREASE) IN BANK BALANCE			(5,13,66,236)	7,58,97,609

For SRI KANCHI KAMAKOTI MEDICAL TRUST

Ghansu
 Founder & Managing Trustee

Accounting Policies and Other Notes 2018-19

SIGNIFICANT ACCOUNTING POLICIES

1. Basis of Accounting

The Financial statements are prepared under historical cost convention and on mercantile basis and in accordance with applicable accounting standards laid down by the Institute of Chartered Accountants of India and normally accepted accounting principles.

The accounting is on the basis of a going concern concept.

2. Fixed Assets

Fixed assets are stated at cost of acquisition, including and attributable cost for bringing the assets to its working condition for its intended use.

Fixed assets received as contributions in kind are stated at the cost incurred by its donor and other expenses to its working condition for its intended use.

SKKMT being a Charitable trust does not provide for depreciation yearly with regard to its Fixed Assets. However the loss or profit on disposal of asset is recognised in the year when the asset (s) is disposed of or the asset is condemned.

3. Investments.

Investments are in the form of fixed deposits with scheduled banks.

4. Inventories.

Inventories consist of Medicines, surgical items, lens, optical, etc., valued at cost.

5. Liabilities

Liabilities acknowledged as debt are taken into account, while contingent and disputed liabilities, if any, are not provided for and are disclosed by way of a Note.

6. Provisions:

Provision is recognised when an enterprise has a present obligation as a result of past event and is probable that an outflow of resources will be required to settle the obligation, in respect of which a reliable estimate can be made. Provisions are determined based on Management estimates required to settle the obligation at the Balance Sheet date. These are reviewed at each Balance Sheet date and adjusted to reflect the current management estimate.

7. Revenue Recognition

Hospital Service Income, reflected is at gross amount as reduced by rebates / discounts and other concessions granted.

8. Foreign Currency Transaction

Foreign Currency Transactions are recorded at the rates prevailing on the date of transaction.

9. Research and Development.

Capital Expenditure, if any, on Research and Development is treated in the same way as expenditure on fixed assets. The revenue expenditure if any, on Research and Development is written off in the year in which it is incurred.

10. Retirement Benefits

- Retirement benefits such as periodical Contribution to Provident & Pension Fund and Employees State Insurance, being defined contribution plans are charged to revenue on payment that had become due.
- The employee's gratuity is a defined benefit plan. The present value of the obligation under such plan is determined based on the actuarial valuation using the projected unit credit method which recognises each period of service as giving rise to an additional unit of employee benefit entitlement and measures each unit separately to build up the financial obligation. The Trust has an employee gratuity fund managed by trustees through Life Insurance Corporation of India.
- Liability towards gratuity is provided and contributed to the trustees of the approved fund on the basis of actuarial valuation made and reported by actuaries of the Life Insurance Corporation of India as at the end of the year.

11. Leave Benefits

Leave benefits earned by the eligible employees being accounted as and when it becomes due.

12. Contingent Assets and Contingent Liabilities:

- Contingent Assets are not recognised in the books of accounts.
- Amount due to the hospital by way of reimbursement from District Blindness Society of the respective States is accounted on actual receipt basis.
- Contingent liabilities are disclosed by way of a note.
- There are no contingent liabilities pending as on 31/03/2019 on account of (a) Legal cases (b) Pending Taxes or any other statutory liability (c) LC discounted, except bank Guarantees provided for Rs.8.18 Lakhs for various Hospital operations.

13. Secured Loans:

SKKMT has availed a Rupee Term Loan of Rs. 1500 Lakhs from ICICI Bank under the Technology Institution program of World Bank (reflow) for purchase of Equipment's. The loan is secured by Mortgage of Immovable properties situated in Shimoga and Hypothecation of movable assets pertaining to the project in favour of ICICI Bank.

Loan Payable on Demand of Rs. 238.97 Lakhs from Canara Bank is secured by Mortgage of Immovable properties situated at 16A, Sankara Eye Hospital St, Sathy Road, Coimbatore.

Term Loan of Rs. 370 Lakhs availed from Canara Bank is secured by Mortgage of Immovable properties situated at SrivariKikaniCenter, KrishnaswamyMuthaliyar Road, Coimbatore.

14. Previous Year Figure:

- Previous year's figures have been re-arranged and re-grouped wherever necessary so as to make them comparable with those of the Current Year.
- Figures have been rounded to the nearest Rupee.

Identity

Sri Kanchi Kamakoti Medical Trust is a registered Public Charitable Trust, registered vide Doc No.61 of 1982, Book 4 dated 05th February, 1982

The Trust is registered U/s12A (a) of the Income Tax Act, 1961, Commissioner of Income Tax, Coimbatore. (C.No.1419 (73) /81-82 Dated 01.03.1982)

The Trust has been granted exemption U/s 80 G by CIT – 1, Coimbatore, valid till perpetuity (C.No.127 (73)/11-12/CIT-I/CBE /2012-13 dt 24.09.2012).

The Trust is accorded approval by the CCIT, Coimbatore

U/s 10 (23C) (vi) of the Income Tax Act, 1961, valid till perpetuity (C. No. 1491(7)/2010-11/ Sec 10(23C) (via)/CCIT/CBE dated 28.07.2011

Name & Address of the Principal Bankers

Canara Bank

Oppanakara Street, Coimbatore - 641 001.

AXIS Bank Ltd.

RS Puram, Coimbatore - 641 002.

ICICI Bank Ltd,

ICICI Towers, Bandra - Kurla Complex, Mumbai - 400 051.

Name & Address of the Auditors

M/S RAMESH & UMAMAHESWARI

Chartered Accountants

9 Ponne Street, 458 Cross Cut Road,

Tatabad, Coimbatore 641 012.



Distribution of Staff according to Salary Levels (as on 31st March 2019)

Slab of gross salary (in Rs) plus benefits paid to staff&student (per month)	Male staff	Female staff	Total staff
Less than 5000	37	215	252
5,000 – 10,000	37	134	171
10,000 – 25,000	308	430	738
25,000 – 50,000	108	130	238
50,000 – 1,00,000	32	30	62
Above 1,00,000	10	5	15
Total	532	944	1476

Total monthly payments made to consultants (In Rs)	Male staff	Female staff	Total staff
Less than 5000	3	2	5
5,000 – 10,000	1	1	2
10,000 – 25,000	11	11	22
25,000 – 50,000	11	2	13
50,000 – 1,00,000	7	4	11
Above 100,000	43	29	72
Total	76	49	125

Highest Salary paid is Rs. 1,29,30,000 Per Annum | Lowest Salary paid is Rs. 1,03,296 Per Annum

International Travel Details

Name	Designation	Destination	Purpose	Expenses in Rupees	Sponsored by External Organisation
Dr. R.V. Ramani	Founder & Managing Trustee	USA	Fund Raising	2,09,541	No
Mrs Seetha Chandrasekar	Trustee	USA	Fund Raising	1,29,097	No
Mr Srivatsan	Steering Council Member	USA	Fund Raising	2,55,270	No
Dr. Kaushik Murali	President - Medical Administration	USA	Fund Raising	1,54,873	No
Mr Bharath Balasubramaniam	President - Operations	USA	Fund Raising	1,47,273	No

Sankara Eye Foundation India

Sri Kanchi Kamakoti Medical Trust

Registered Office Address:

Sankara Eye Hospital

16A, Sankara Eye Hospital Street, Sathy
road, Sivanandapuram,
Coimbatore – 641 035.
Ph: 0422-2666450, 4236789,
E-mail: seci@sankaraeye.com,
www.sankaraeye.com

Donations to be made in the name of
'Sri Kanchi Kamakoti Medical Trust'
payable at Coimbatore.

Donations are exempted from
Income Tax under section 80G, Online
Donations can be made through our
Website: www.sankaraeye.com

SANKARA EYE HOSPITAL, KRISHNANKOIL

Kunnur P.O., Srivilliputhur Taluk
Virudhunagar Dist, Krishnankoil - 626190
Ph: 04563-289029
Mail: sankarakk@gmail.com
www.sankaraeye.com

SANKARA EYE HOSPITAL, BENGALURU

Varthur Main Road, Marathahalli
Kundalahalli Gate, Bengaluru-560037
Ph: 080-28542727/28
Mail: bangalore@sankaraeye.com
www.sankaraeye.com

SANKARA EYE HOSPITAL, ANAND

Ta.Mogar, National Highway 8
Dist. Anand (Gujarat)
Ph: 02692-280450
Mail: anand@sankaraeye.com
www.sankaraeye.com

SANKARA EYE HOSPITAL, GUNTUR

Guntur-Vijayawada Expressway
Pedakakani, Guntur-522 509
Ph: 0863-2293903/905
Mail: guntur@sankaraeye.com
www.sankaraeye.com

SANKARA EYE HOSPITAL, SHIMOGA

Thirthahalli Road, Harakere
Shimoga-577202
Ph: 08182-222099/100
Mail: shimoga@sankaraeye.com
www.sankaraeye.com

SANKARA EYE HOSPITAL, LUDHIANA

Vipul World, Village Bhanohar,
Post Dhaka, Near Wadi Haveli,
Ludhiana - Ferozepur Road Dist.
P.O Sathya Narayan District,
Ludhiana - 141 101.
Ph: 0161 -2881123 / 24.
Mail: ludhiana@sankaraeye.com
www.sankaraeye.com

SANKARA EYE HOSPITAL, COIMBATORE (CITY HOSPITAL)

Srivari Kikani Centre
(Next to Chinthamani Super Market)
Krishnaswamy Mudaliar Road
R.S.Puram, Coimbatore - 641002
Ph: 0422-4256789,
Mail: cao.cbacity@sankaraeye.com
www.sankaraeye.com

SANKARA EYE HOSPITAL, KANPUR NAGAR

Village Panau Purwa, Amiliha,
Post Tatyaganj, Kanpur Nagar- 209217
Ph: 0511-2282450, 2282451

SANKARA EYE HOSPITAL, JAIPUR

No. 6, Sector 6, Vidhyadhar Nagar, Jaipur,
Rajasthan 302023
Ph: 0141-2256900

Sankara Worldwide

SANKARA EYE FOUNDATION, USA

1900 McCarthy Blvd #302, Milpitas,
CA 95035, www.giftofvision.org

SANKARA EYE FOUNDATION, EUROPE

123 Roehampton Vale Roehampton,
London, SW15 3PG,
Phone: +44 208 780 2570,
www.giftofvision.org.uk

SANKARA EYE SOCIETY, SINGAPORE

30 Sturdee Road,
#02-06 Kerrisdale, Singapore 207852
www.sankaraeye.com/singapore



Pillars of Sankara Movement

Sankara Eye Foundation, USA

Sri. G.V. Eswar Family

Mission for Vision

Sri. S.V. Balasubramaniam
& Family

Sri. N. Natraj Family

Rotary Coimbatore Central

Supporters of our upcoming Hospitals

Sri. Rakesh Jhunjunwala

Sri. Kamalnayan Bajaj Trust

Sri. Dasi Budhrani & Family

WEN Giving Foundation, Australia

Follow us on:



<https://www.youtube.com/user/sankaraeyehospitals>



<https://www.facebook.com/sankaraeyeindia>



<https://www.linkedin.com/in/sankaraeyecare/>



<https://www.instagram.com/sankaraeyehospitals/?hl=en>



<https://twitter.com/SankaraV2020>



SANKARA EYE FOUNDATION, INDIA
SRI KANCHI KAMAKOTI MEDICAL TRUST

Registered Office Address:

SANKARA EYE HOSPITAL

16A, Sankara Eye Hospital Street, Sathy Road, Sivanandapuram,
Coimbatore - 641 035. Ph: 0422-2666450, 4236789
Email: seci@sankaraeye.com
www.sankaraeye.com

Scan to download the
Annual Report

