



ŚANKARA EYE FOUNDATION, INDIA[®]

SRI KANCHI KAMAKOTI MEDICAL TRUST

चन्दे लताराल



कुरु सेवां त्वम्। कुरु सेवां त्वम्। कुरु सेवां । भारत-देश-हिताय।

For the good of Bharat, please do seva; please reach out.

Annual Report 2022 - 2023






netra yagna

भारत-देश-हिताय शंकरादि-महामुनि-प्रेरित, भारत-देश-हिताय
कुरु सेवां त्वम्। कुरु सेवां त्वम्। कुरु सेवां त्वम्। कुरु सेवां ।
आसेतु-हिमाचल-जन-जन-नेत्र-परिरक्षणाय, जन-जन-नेत्र-परिरक्षणाय (२)
कुरु सेवां त्वम्। कुरु सेवां त्वम्। (२) कुरु सेवां । भारत-देश-हिताय।

*For the good of Bharat, inspired by great sages like Sankara
Please do some seva, please reach out
To protect the eyes of every person from
Ramasetu to Himalayas please do seva, please reach out*

Sankara Eye Hospitals Pan India



-  Sankara Eye Hospitals
-  Upcoming Projects
-  Future Projects

*Map not to scale



Dr APJ Abdul Kalam



**Our obeisance at the lotus feet of the
Sankaracharyas of Kanchi**

.....

Gurur Brahma Gurur Vishnu
Gurur Devo Maheshwaraha:
Gurur Saakshaat Parabrahma
Tasmai Shri Guruvey Namaha:

.....

It is the Divine Sankalpa of the Acharyas which has
shaped our Institution over the past 46 years.



Śankara Eye Foundation India

Sri Kanchi Kamakoti Medical Trust

Not-for-Profit healthcare organisation.

One of the largest Community Eye-care
Institutions globally, with a Pan-India presence.

2C

Served over 2 Crore Patients so far

30L

Performed over 30 Lakh Eye Surgeries

Vision

To work towards
freedom from preventable
and curable blindness.

Mission

To provide unmatched
eye care through a strong
service oriented team.

Sri Kanchi Kamakoti Medical Trust

Board of Trustees



Dr. S. V. Balasubramaniam
Chairman
Industrialist and Educationalist



Dr. R. V. Ramani
Founder & Managing Trustee
Physician



Dr. P. G. Viswanathan
ENT Surgeon



Dr. S. R. Rao
General Surgeon



Dr. S. Balasubramaniam
Eye Surgeon



Sri J. M. Chanrai
Caring Capitalist



Sri. M. N. Padmanabhan
Industrialist



Ms. Seetha Chandrasekar
Chartered Accountant



Ms. Rekha Jhunjunwala
Entrepreneur



Steering Council

Leadership Council

Chief Medical Officers
& Unit Heads

Team Sankara

Robust
Organizational
Structure

Sri Kanchi Kamakoti Medical Trust

Steering Council Members



Mr. P. Jayendra
Film maker & Co-Founder
Qube Cinema Technologies



Mr. S.G. Murali
Corporate Management &
Finance



Mr. C.N. Srivatsan
Chartered Accountant



Mr. Sundar Radhakrishnan
Entrepreneur



Dr. P. Janakiraman
Eye Surgeon



Mr. Bhaskar Bhatt
Director, Tata Sons Pvt Ltd



Mr. D. Balasundaram
Entrepreneur

Senior Leadership



Dr. Radha Ramani
Co-Founder



Dr. Jagadeesh Kumar Reddy
Director Technical



Dr. P. Mahesh Shanmugam
Group Head
Vitreous Retina



Dr. Kaushik Murali
President
Medical Administration
Quality & Training



Mr. Bharath Balasubramaniam
President
Operations, Administration &
Information Systems




Ms. Srinu Karthikeyan
Chief People Officer



Ms. B I Catharine
Chief Financial Officer

From the Desk of Chairman & Founders



Dear Visionaries,

"Vande Mataram"

Unity in diversity is the essence of our Nation.

Each State of India is different from the other, whether it is the language, culture or socio economic status.

Tamils, Andhras, Kannadigas and the Malayalees;
Marathis, Gujaratis, Punjabis and Rajasthanis;
All of them have retained their individual characteristics;
Yet, they are distinctly Indian.

Sankara commemorates this national togetherness – Vande Mataram.

Looking at the needs of the Country, especially in the field of eye care, there is a common scenario existing all over India – the prevalence of visual impairment and blindness.

This need is more in Rural rather than urban segments; more in certain States than other.

As all of us are aware the huge population in India is one of the major contributors for this high demand for quality eye care.

Sankara Eye Hospitals having started this Mission for Vision over four decades ago, after establishing the Head Quarters at Coimbatore, during the Silver Jubilee year launched the concept of Vande Mataram – reaching out to every other Region in India.

We at Sankara quickly realised that our experience and expertise has to be shared for the benefit of every other part of our Mother land, for effectively addressing non-availability, in-accessibility and non-affordability of quality eye care, especially in Rural India.

With pardonable pride, we are able to look back at the Pan India service activities of Sankara Eye Hospitals, traversing 117 Districts and 20680 Villages.

As we replicate across the Country we also empower Rural girls from the respective regions with a job oriented and job guaranteed vocational training - Vision Care Technicians course and absorbing them as the future staff of Sankara Eye Hospital in their Region.

These Rural girls from lower socio economic strata blossom beautifully to take up a permanent career in Sankara Eye Hospital.

Similarly, Optometrists trained from Sankara College of Optometry at Bangalore and Ludhiana get posted in these Hospitals.

Eye Surgeons who have completed their postgraduation, who have acquired adequate experience and expertise, who have imbibed the Sankara culture, they get posted in Sankara Eye Hospital of their State to lead the team and serve their people.

Sankara is legitimately proud to bring together the people of India as Team Sankara, to serve Apna Bharat.

Jai Hind



Dr. S. V. Balasubramaniam
Chairman

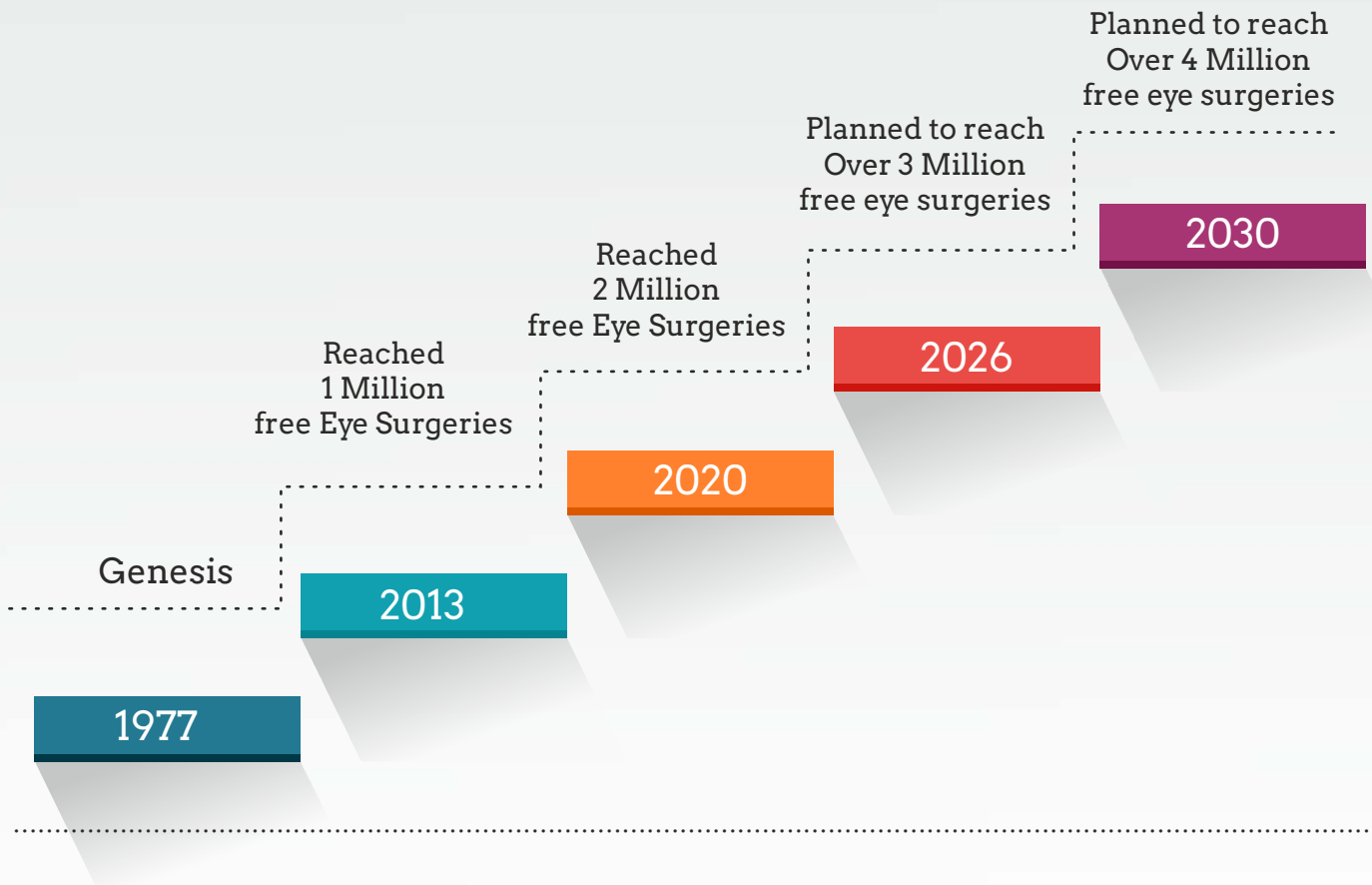


Dr. R. V. Ramani
Founder & Managing Trustee



Dr. Radha Ramani
Co-Founder

Milestone



Community Eye Care Performance: 2022 - 23



TOTAL PEOPLE SCREENED

4,49,626



FREE EYE SURGERIES

2,07,974



WOMEN

54%



MEN

46%

OUTREACH COVERAGE



DISTRICTS SERVED

117



VILLAGES COVERED

20,680



VISION RESTORATION RATE

97.5%



Nethaji Subash Chandra Bose

Speciality Eye Care Performance: 2022 - 23



AFFORDABLE PATIENTS TREATED

7,09,061



SURGERIES

69,760



CHILDREN SCREENED

2,75,450



PEDIATRIC SURGERIES

270



SPECTACLES DISTRIBUTED

7,471



SUPER SPECIALITY
EYE HOSPITALS

12

HYDERABAD
VARANASI

UPCOMING HOSPITALS

2



VISION CENTRES

41



SELF SUFFICIENCY

99%





SANKARA EYE HOSPITAL, COIMBATORE

Inaugurated on: 21 February 1988

கோயம்புத்தூர்



Land Area : 5.4 acres



Building 1,04,769 sq.ft.



Total Beds 500 (450/50)



Manpower 438

Unit Leadership



Dr. Jagadeesh Kumar Reddy
Director Technical



Dr. Shruthi Tara
Chief Medical Officer



Dr. Prabhu Shankar .M
Asst. Director



Ms. Binitha Harish,
Unit Head
Specialty Eye Care



Ms. Shanthi M.,
Unit Head
Community Outreach



R Jhunjhunwala Family Visit



Birthday Celebration
Dr Radha Ramani - Co Founder

District Coverage

Coimbatore
Erode
Tirupur
Ariyalur
Cuddalore
Dharmapuri
Kancheepuram
Karur
Krishnagiri
Namakkal
Nilgiris
Salem
Tanjore
Tiruvannamalai
Thiruvapur
Trichy
Vellore
Villupuram
Kallakurichi
Tirupathur
Ranipet
Pudukottai




Mahakavi Bharathiyar



SANKARA EYE HOSPITAL, COIMBATORE CITY

Inaugurated on: 11 December 2011

கோயம்புத்தூர்

-  Building 5,000 sq.ft.
-  Total Beds 11
-  Manpower 26

Unit Leadership



Dr Devi Priya
Chief Medical Officer



Ms. Kanmani S
Unit Head



Free Eye Screening for
Coimbatore City Traffic Police



World Optometrist Day Celebration






SANKARA EYE HOSPITAL, KRISHNANKOIL

Inaugurated on: 04 February 2004

கிருஷ்ணன்கோவில்

 Land Area : 6.1 acres

 Building 48,009 sq.ft.

 Total Beds 220 (200/20)

 Manpower 79

Unit Leadership



Dr.Sudha.N
Chief Medical Officer



Mr.Sreemadhu.V
Unit Head



Farming at the Hospital Campus

District Coverage

- Krishnankoil
- Virudhunagar
- Ramanathapuram
- Sivaganga
- Madurai
- Tuticorin
- Tirunelveli
- Dindigul



Annual Day Celebration




Veerapandiya Kattabomman




SANKARA EYE HOSPITAL, GUNTUR

Inaugurated on: 02 March 2004

గుంటూరు

 Land Area : 4.35 acres

 Building 91,792 sq.ft.

 Total Beds 250 (200/50)

 Manpower 265

Unit Leadership



Dr. Sudhakar Potti
Chief Medical Officer



Ms. Tripura
Unit Head
Specialty Eye Care



Ms Madhavi Machavarapu
Unit Head
Community Outreach



Annual Day Celebration



Republic Day Celebration

District Coverage

- Guntur
- Ananthapuram
- Chittoor
- Kadapa
- Kurnool
- Guntur
- Prakasam
- Krishna



Uyyalawada Narasimha Reddy



SANKARA EYE HOSPITAL, BENGALURU

Inaugurated on: 09 March 2008

ಬೆಂಗಳೂರು ಜಿಲ್ಲೆ

 Land Area : 4 acres

 Building 1,10,320 sq.ft.

 Total Beds 250 (200/50)

 Manpower 321

Unit Leadership



Dr. P. Mahesh Shanmugam
Group Head - Vitreo Retina



Dr. Umesh
Chief Medical Officer



Mr. Gnanasekaran C
Unit Head



Centre of Excellence Inauguration

District Coverage

- Bengaluru
- Kolar
- Mandya
- Ramanagara
- Chamarajnagar
- Tumkur
- Bangalore Urban
- Chikkaballapura
- Bangalore Rural
- Mysore



World Autism Day



Kittur Rani Chennamma



SANKARA EYE HOSPITAL, SHIMOGA

Inaugurated on: 12 October 2008

ಶಿವಮೊಗ್ಗ

 Land Area : 5.5 acres

 Building 59,695 sq.ft.

 Total Beds 225 (200/25)

 Manpower 184

Unit Leadership



Dr. Mahesha S
Chief Medical Officer



Ms. Gayatri Shantharam
Unit Head
Specialty Eye Care



Ms. Anitha
Unit Head
Community Outreach



Ganesh Chaturthi Festival



Maharaja Of Mysore
HH Yeduveer Wadiyar visit

District Coverage

- Shimoga
- Bellary
- Hasaan
- Haveri
- Dharwad
- Chitradurga
- Chikmagalur
- Davangere
- Raichur
- Gadag
- Uttar Kannada
- Vijay Nagara



Sangolli Rayanna




SANKARA EYE HOSPITAL, ANAND

Inaugurated on: 19 October 2008

આણંદ

 Land Area : 5.5 acres

 Building 59,695 sq.ft.

 Total Beds 225 (200/25)

 Manpower 95

Unit Leadership



Dr. Nisha Vadhyamal Ahuja
Chief Medical Officer



Mr. Smit Shah
Unit Head



Celebrating Holi



Republic Day Celebration

District Coverage

- Anand
- Bharuch
- Vadodara
- Surat
- Kheda
- Gandhi Nagar
- Aravalli
- Mahisagar







Sardar Vallabhbhai Patel



SANKARA EYE HOSPITAL, LUDHIANA

Inaugurated on: 02 April 2012

ਲੁਧਿਆਣਾ

-  Land Area : 2 acres
-  Building 55,000 sq.ft.
-  Total Beds 120 (100/20)
-  Manpower 84

Unit Leadership



Dr. Manoj Gupta
Chief Medical Officer



Mr. Ravinder Pal Chawla
Unit Head



Co Sponsor Meet



Annual Day Celebration

District Coverage

- Ludhiana
- Mansa
- Moga
- Sangrur
- Tarn Taran
- Fatehgarh Sahib
- Ferozepur
- Nawanshahr
- Barnala
- Jalandhar
- Kapurthala
- Bhatinda
- Patiala
- Amritsar
- Hoshiarpur
- Malerkotla
- Faridkot
- Fazilka
- Rupnagar



Bhagat Singh



SANKARA EYE HOSPITAL, KANPUR

Inaugurated on: 12 October 2014

कानपुर

 Land Area : 2.5 acres

 Building 41,500 sq.ft.

 Total Beds 225 (200/25)

 Manpower 96

Unit Leadership



Dr. Puneet Johri
Chief Medical Officer



Dr. Abhishek Upadhyay
Unit Head



Republic Day Celebration



Founder's Visit

District Coverage

- Kanpur Nagar
- Kanpur Dehat
- Shahjahanpur
- Unnao
- Hardoi
- Kannauj
- Alirajpur
- Farukhabad
- Lakhimpur Kheri
- Barabanki



Rani Laxmibai



SANKARA EYE HOSPITAL, JAIPUR

Inaugurated on: 07 December 2017

जयपुर

Land Area : 2 acres

Building 68,000 sq.ft.

Total Beds 225 (200/25)

Manpower 114

Unit Leadership



Dr. Neeraj Shah
Chief Medical Officer



Dr. Nishant Jain
Unit Head



Annual Day



Republic Day Celebration

District Coverage

- Jaipur
- Sikar
- Tonk
- Ajmer
- Nagaur
- Churu
- Alwar



Lala Lajpat Rai




SANKARA EYE CENTRE INDORE

Inaugurated on: 30th January 2020

इंदौर

 Land Area : 1.25 acres

 Building 68,000 sq.ft.

 Total Beds 225 (200/25)

 Manpower 92

Unit Leadership



Dr. Ankit Deokar
Chief Medical Officer



Dr. Rituraj Sharma
Unit Head



DOA Graduation Day



Doctor's Day Celebration

District Coverage

- Ujjain
- Ratlam
- Jhabua
- Khargone
- Dewas
- Dhar
- Agar Malwa
- Khandwa
- Indore







Rani Ahilyabhai Holkar



R JHUNJHUNWALA SANKARA EYE HOSPITAL PANVEL

Inaugurated on: 23rd June 2021

पनवेल

-  Land Area : 0.49 acres
-  Building 82,000 sq.ft.
-  Total Beds 100
-  Manpower 65

Unit Leadership



Dr. Girish Budhrani
Chief Medical Officer



Dr. Rajesh Kapse
Unit Head

District Coverage

- Pune
- Raigad
- Thane



Mahashivaratri Celebration



First Annual Day Celebration



Chhatrapati Shivaji Maharaj

Upcoming Hospitals

Sankara Eye Hospital, Hyderabad - Telangana (Under Construction)



R Jhunjhunwala Sankara Eye Hospital, Varanasi - Uttar Pradesh



Major supporters during the year 2022-23

1. Sankara Eye Foundation, USA
2. Rare Enterprises
3. R.Jhunjhunwala Foundation
4. Rotary Club of Panvel Industrial Town
5. Laxmibai Dwarkadas Charity Trust
6. Titan Company Limited
7. Phoenix Foundation
8. ARM Embedded Technologies Pvt Ltd
9. Tata Capital Financial Services Limited
10. LG Electronics India Private Limited
11. Indo-MIM Private Limited
12. Mission For Vision
13. HDB Financial Services
14. Canara Bank
15. SBI Life Insurance Co Ltd
16. Naraindas Morbai Budhrani Trust
18. Caregroup Sight Solution Private Limited
19. Aurobindo Pharma Foundation
20. Rotary Club Of Virudhunagar
21. IDBI Bank Ltd
22. Net Net Web.com Private Limited
23. Cognizant Foundation
24. ATMECS Technologies Pvt. Ltd., (SEZ Unit)
25. Laxmi Infobahn Private Limited
26. Omniaactive Improving Lives Foundation
27. Goodrich Aerospace Service Pvt Ltd
28. Shuthi Bai Sharda Devi Parmathik Evam Dharmik Trust
29. Thoughtworks Technologies (India) Private Limited
30. India Intelligence Private Limited
31. Cholamandalam M S General Insurance Company Limited
32. On Mobile Global Limited
33. Net Net Biz Private Limited
34. The Hanuman Mission
35. Chakiat Shipping Services Private Limited
36. Royal Commonwealth Society For The Blind
37. Ramamurthy Sridhar
38. Royal Commonwealth Society For The Blind-FCRA
39. Guardian India Operations Pvt Ltd
40. Sarojini Damodaran Foundation
41. Appasamy Associates Private Limited
42. Ramila H Paleja
43. Darius Bahadurji
44. SEI Suryalabh Pvt Ltd
45. Chakiat Agencies Private Limited
46. Tehnaz Bahadurji
48. Online Giving Foundation
49. Give Foundation
50. Micro Labs Limited
51. Roots Industries India Limited
52. Omori India Pvt Ltd
53. Terraform Global India Private Limited
54. Hitachi Solutions India Pvt. Ltd.,
55. J Vishwanathan
56. Satyanarayana Reddy Talakanti
57. Iron Mountain Services Pvt. Ltd.,
58. Perfect Alloy Components Pvt. Ltd.,
59. Srinivasan K R
60. Medi Assist Healthcare Services Limited
61. Vovantis Laboratories Private Limited
62. Agni Steels Private Limited



Human Relations

Human Values And Voices Matter

Sankara's HR department prioritizes human values and voices of its employees, fostering a thriving workplace that enhances well-being, productivity, and success.

New additions to the Induction Process

Sankara HR believes in the power of a well-executed onboarding process to make a lasting impact on new joiners, helping them grasp the organization's essence, their role's significance, and fostering a strong connection to the "Sankara Movement." In addition to the "Welcome Kit," new employees experience a structured Induction Process. This process includes a pre-joining orientation video, a comprehensive walk-through presentation, a warm welcome note with chocolates/flowers on the joining day, and introduction to a departmental "buddy."

The "Know your buddy" initiative assigns a buddy to each new joiner, aiding in understanding the work culture and effective communication. A unique addition is the "Eye Check-Up as a Patient," allowing new joiners to experience Sankara's patient-centric approach and culture anonymously. Unit HRs provide a hospital tour, explaining the layout and work-flow.



The Sankara Value Statement, Credo Statement and Pledge

Compassionate service is the core value for every Sankara employee. The Sankara Credo prioritizes Patient Value, Growth, Learning, Teamwork, and Family spirit. The Sankara Pledge underscores work ethics, patient satisfaction, and the shared mission of "freedom from preventable and curable blindness".

Employee Welfare

MHQ-HR has initiated the handover of the pension amount on the same day of their retirement as part of EPFO (Employees Provident Fund Organization) PRAYAAS scheme as their continued efforts to ensure employee welfare.



Sankara Birthday Celebrations

Sankara celebrates employee Birthdays uniquely by including personalized card signed by Dr. RVR sir, the Founder and Trustee of SEFI. Additionally, employees can invite their family for a hospital tour and join in fruit distribution at the non-paying ward on their special day.



Dr. Rajendra Prasad

Tulsi Village Visit

"Tulsi Villages," established in 1995 under the Rural Development Programme by Dr. Radha Ramani, Co-founder of SEFI, responded to a request from the Tulsi Trust, a nonprofit. To cultivate empathy, the MHQ Human Relations Department in Coimbatore initiated visits to these villages for birthday celebrations. MHQ employees contribute funds used for treats and entertainment for the children. Events showcase children's talents in poetry, singing, and dancing, and prize money is awarded to top students. Sweets and savories are shared with the children during these visits.



Sankara's Total
Workforce

2647



Women
Workforce

64%



Employee
Satisfaction Score

93.29%



Pulidevan

Sankara Academy of Vision, One Nation – One Vision

Sankara Academy of Vision, through the year continued to contribute towards the vision of the institution by grooming visionaries in various facets of eye care, and also in enabling periodic training programmes. The year saw us enhance our focus on research in eye health. Strategic alliances have been formed with institutes of eminence to collaborate towards building new knowledge in diagnosing and treating eye conditions.

Admissions:	
Ophthalmology Post Graduation	76
Ophthalmology Fellowship	194
M.Sc Optometry	106
B.Sc Optometry	247
Optometry Internship	167
Optometry Fellowship	31
Vision Care Technicians	279
Clinical Observership	36

Research @ Sankara – Converge, Co-create, Collaborate.

Sankara Academy of Vision welcomed Dr. T R Raju as Research Director in May 2022 who has a vision for research at Sankara. He drives the team from writing a proposal to emerging with state of the art technology in Ophthalmology and Optometry. In 2022-2023, Sankara Research focused on projects such as Ai based diabetic retinopathy screening, genetic studies, biomarkers for eye disease, interdisciplinary research program with Yoga, diagnostic equipment development, testing the innovations in ophthalmic diagnosis and surgery, developing smart phone based diagnostic equipment. Sankara Academy of Vision released 3rd volume of “Book of Brilliant Ideas” through which we document and recognize our determined researchers for the year. Sankara Eyeovate 2022 is the innovation workshop run by Sankara Academy of Vision which helped in identifying our budding researchers work and check for the possibility of patency through our legal partner. Our Sankara College of Optometry, Bangalore students have presented their innovational ideas through Sankara Eyeovate 2022, some of which include: Hand held slit lamp – To examine eye at remote locations with this portable slit lamp; ISAT – Intelligent Situation Awareness Technology which helps the person with visual impairment to identify obstacles/people; Sankara Current Recognition Software – helps the person with visual impairment with identifying authentic currency; Glare tester

and potential acuity meter – measures glare induced visual acuity through software; Dynamic Visual Acuity Chart – ability to resolve or recognize the moving objects or targets, which determines performance of a person in a wide range of real world task such as driving, sports activities are the projects among others.

2023 is the year of importance for Sankara Academy of Vision initiated the process for establishing research centre in collaboration with Manipal Academy of Higher Education (MAHE). Through research centre SAV plans to help faculty and students enroll for the PhD program and conduct research work in the disciplines of Allied health sciences, nursing, biomedical engineering, psychology and management.

Collaborations with Institutes of eminence and Industry partners

In this year, Sankara Academy of Vision collaborated various institutes of eminence for research and academics. Few of the collaborators are Indian Institute of Science, Bengaluru; Swami Vivekananda Yoga Anusandhana Samsthana University (S-VYASA, deemed university); National Centre for Biological Sciences; Manipal Academy of Higher Education; University of Bonn. The collaborations are majorly research oriented and facilitate a grander scope.

PG Update – Revise, Rewind, Refresh

PG update is a structured workshop aimed at post graduate students in Ophthalmology across India. The workshop is an amalgamation of didactic lectures, case presentations, hands on sessions, image reading, refresher on surgical instrumentation with hand out material given to all the delegates in the workshop. The three day session was organized at Sankara Eye Hospital, Bangalore received a participation of post graduate students with 25 speakers from various ophthalmological/optometry institutes. The session also had mock examination for the exam going students and a broad discussion for them to clarify their doubts amongst the esteemed faculty from various institutes. The participants were awarded certification by Sankara Academy of Vision in collaboration with Karnataka Ophthalmic Society and Bangalore Ophthalmic Society.



Creative Workshop – Power of Collective

“Power of Collective” is a peer driven knowledge session for ophthalmologists. This session was organized by Sankara Academy of Vision and Centre of Excellence – Vitreo Retina & Orbital Oncology Department, Sankara Eye Hospital, Bangalore. The workshop was an interactive case discussion where ophthalmologists of various institutes and private practitioners would present their most challenging case and discuss to come up with possible solutions for a case. This session with very limited seats had 55 participants from across India for a 2 day workshop conducted at Sankara Academy of Vision, Sankara Eye Hospital, Bangalore.



Practice Management CME:

Practice Management CME was aimed at Sankara Eye Foundation Fellow Doctors who will be graduating and practicing ophthalmology soon after. This session, limited to Sankara Eye Foundation was focusing on art of communication, financial management, statutory and layout requirements for ophthalmology set up, instrumentation, networking, OT commissioning, SWOT analysis and discussion. This comprehensive training helped the budding ophthalmologists to build their dream of private set up. This was a one day session organized by Sankara Academy of Vision.

<https://www.youtube.com/@SankaraAcademyofVision> - 10k @2023!

We have reached a milestone of 10k subscribers on Sankara Academy of Vision YouTube channel in 2023.



Sankara Teachers of Tomorrow:

Teachers of Tomorrow is an online one-day session conducted for aspiring teachers in ophthalmology. The conducted session was aimed at 60 ophthalmologists by a series of case presentations by 32 doctors and discussions moderated by 4 eminent ophthalmologists in India. The best video presenter and best case presenter were awarded at the conclusion. The awards were given on the basis of scoring which sheet was designed by faculty at Sankara Academy of Vision who also structured the program.

Graduation Ceremony: Fellowship – 12th January 2022



Bachelors in Optometry – 7th October 2022



DOA convocation



Chandra Shekhar Azad.

SanQALP

(Sankara Quality Assurance Learning Program)

Culture of Quality through SanQALP : Putting patients first

SanQALP has always been on the forefront towards ensuring high quality services across our hospitals. This year there has been a focus on our unwavering commitment towards maintaining the highest standards of quality eye care and patient safety. To ensure we have the right set of Quality indicators to monitor our performance and identify areas that need improvement, all the 56 Quality indicators have been reviewed. To ensure staff is having the right set of guidelines to refer to and appropriate care is being provided to all patients, all the SOPs were reviewed. Periodic evaluation of clinical care is crucial to ensure variations from standards, if any, are highlighted and rectified. Towards this, 2 cycles of Medical audits have been conducted across units by a Team of consultants. Committees at SEFI have always been on the forefront towards coordinating and monitoring hospital-wide activities that are critical in the delivery of quality health care services. As per the Annual calendar shared with units, committees like Quality committee, Safety committee, Infection control committee, Pharmacy committee, etc. have been regularly conducted and have been very efficient in ensuring implementation of various improvement initiatives.

Building Excellence Together

Towards our continual efforts of improving patient safety and quality of care across all units, 8th **SanQALP** workshop has been successfully conducted on 16th – 17th Sep'22. This year in the background of uncertainty from the pandemic, we looked at High reliability as the core. Quality champions across units and 3 external experts were a part of this workshop.



Receipe for success
Mr Dilip Krishna



FMEA
By Dr Samina Zamindar



No Blame culture
By Mr RG Periaswami



The Team of Quality Champions

Ensuring Standardized Care Through Accreditations And Certifications

Over the years we have ensured that all our hospitals are compliant to the standards laid down by NABH & ISO. This has helped enhance the system and promote Continuous quality improvement and patient safety across Sankara Eye Foundation India. SanQALP (Sankara Quality Assurance Learning Program) through our quality champions in the year ensured that all our hospitals were accredited under NABH and 2 of our hospitals were ISO certified.

Medical Emergency Preparedness

Basic Life Support Training at Sankara Eye Hospital, Hyderabad

Basic Life Support training was conducted in Sankara Eye Hospital, Hyderabad on 25th April 2022 by Indian Academy of Pediatrics. 48 staff including doctors attended the training program. Apart from theory and video sessions, there was Hands on training with thorough explanation.

Anand	Bangalore	Coimbatore	Coimbatore R S Puram	Guntur	Indore	Jaipur	Kanpur	Krishnan koil	Ludhiana	Panvel	Shivamogga
NABH Entry level	NABH Accreditation	NABH Entry level	NABH Entry level	NABH Accreditation	NABH Accreditation	NABH Accreditation	NABH Entry level	NABH Entry level	NABH Entry level	NABH Accreditation	NABH Accreditation



Dadabhai Naoroji



BLS and Train The Trainers Program

BLS and Train the Trainers program was conducted on 8th Nov'22 in Bangalore by Indian Academy of Pediatrics with an idea of having more Inhouse trainers Total of 60 staff including doctors attended the BLS training, while amongst them, 26 attended Train the Trainers program.



Commeorating and Celebrating Important Days

World Patient Safety Day Celebration Theme : Preventing Medication related risks

Medication safety awareness is a critical aspect towards ensuring well-being and health of patients. On occasion of World Patient Safety Day on 17th Sep'22, activities were conducted to raise the awareness of Medication safety.

a) A session on Medication risks was conducted by Dr Nisha Ahuja, CMO Sankara Eye Hospital, Anand. It was explained in detail on what are the likely medication errors, their impact and how they can be prevented.



b) Medication Safety Competition - units were given 3 scenarios and asked to come up with creative ideas in a week's time on how Medication errors can be prevented in OPD, IPD and OT. Units were allotted 5 minutes to present their ideas, and the best ones were declared as winners.

1st prize - Team Shimoga, 2nd prize – Team CBE R S Puram, and 3rd prize- Kanpur unit.

Celebration of World Sight Day By Improving Eye Health of Drivers

Regular Eye-checkups is of utmost importance especially for drivers. On occasion of World Sight Day (13TH Oct'22) drivers across SEFI underwent eye check-up. This was done towards ensuring road safety, visual acuity, identifying any vision changes and ensuring their good eye health.



Infection Prevention Week Celebration - Making Infection Prevention a Priority

On occasion of Infection Prevention Week (Oct 16th – 22nd 2022), we focused on the first line of defense - training and strengthening our Housekeeping team. A calender with various infection control topics was shared, and trainings were conducted accordingly.

New Projects

With strategic partnerships, SEFI has partnered with Raman n Weil for conducting Infection control certification trainings across units. To commemorate the Global Hand washing day celebration, on 15th Oct'22, along with hand hygiene trainings, a webinar was conducted to raise the awareness on importance of hand hygiene by Mr Ashish Magdum, Deputy General Manager, Raman n Weil Ltd.



Leadership Conclave Recognizing Team Sankara with “Excellence Awards”

Each and every Sankara Eye Hospital Pan India is in “Pursuit of Excellence”. Every year SEFI organises an Annual Meet of CMOs and Unit Heads in an off-campus location. This 2 day interaction brings out the best of practices as well as the challenges faced by the Units.

The peer groups interact freely and arrive at the Road-map for the next year.

They go back to their respective Units thoroughly re-energised.

On 10th January, 2023 at Windflower Resort, Bengaluru, SEFI proudly recognised the Sankara Units across the Country with “Sankara Awards of Excellence”.



SEH Anand
For Analysis and targeted Outreach growth



SEH Guntur
For having the happiest Trainees



SEH Bangalore
For Innovation



SEH Indore
For going green and saving energy



SEH Coimbatore
For ensuring consistent Data Entry



SEH Jaipur
For Innovative Patient Counselling methods





SEH Kanpur
For Biomedical response
and Documentation



SEH Panvel
For improved
Outreach performance



SEH Krishnankoil
For improving efficiency
in Operation Theatres



SEH R.S.Puram
For completing pending
Actions in Internal Audit



SEH Ludhiana
For Imbibing quality
in Every Team Member



SEH Shimoga
For excelling in Optimal
Inventory Management



Leadership Conclave of
Sankara Eye Foundation India
held at Wind Flower Resort Bangalore



Kamaladevi Chattopadhyay

Sankara Eye Foundation USA

Sankara Eye Foundation USA, took birth in the year 1998, thanks to the perseverance of late Sri P Balasubramaniam of Coimbatore who inspired his nephews Mr.Murali Krishnamurthy and Mr.K.Sridharan to establish the organisation in US to support Sankara Eye Foundation India, in its Charitable eye care activities.

Like minded friends with passion and commitment joined the Board and huge number of families in the Bay Area enlisted them as volunteers. This dynamic group of visionaries took up the cause of Sankara Eye Foundation India and the rest is History.

From the very first replication of Sankara Eye Hospitals, Sankara Eye Hospital Guntur to the 14th Hospital, R Jhunjhunwala Sankara eye hospital which is coming up in Varanasi. The contribution and support from Sankara Eye Foundation USA has been enormous.

Over the last few years, Sankara Eye Foundation USA has also identified other partner hospitals in India to support them in order to reach out to other Regions in the Country.

In Nov 2022, Sankara Eye Foundation USA had organised a grand Banquet to launch their Vision 2030 program. Dr.R.V.Ramani, Dr.Kaushik Murali and Mr.Bharath Balasubramaniam from Sankara India participated in this Banquet, met the overseas supporters and thanked them personally for what they have done so far to the Sankara Movement in India.

The journey is on.....



Vision 2030 Meet



Mangal Pandey

List of Academic Presentations - 2022 - 23

International

Raised episcleral venous pressure with radiological presentation of cavernous sinus thrombosis , Dr. Mithun Thulasidas , F3APARCS 2022

International

Comparison of the clinical outcomes of Eyecryl and Tecnis toric intraocular lenses- a real-world study , Dr. Mithun Thulasidas , F3APARCS 2022

International

Pattern of subjective refraction by optometrist in India , Dr. Noor Zaman , F3Asia Optometry Conference - Malaysia

International

Comparative Assessment of Intra-vitreous Steroid Implant with Combination Therapy for Diabetic Macular Edema , Dr. Surbhi Agrawal , F3Retina World Congress

International

NSBVA anomalies in Tibetan population present in Bangalore , Ms. Ashwini.DL , F3Asia Optometry Conference – Malaysia

International

Effects of music on binocular function Parameters , Ms. Ashwini.DL , F3Asia Optometry Conference - Malaysia

International

Effect of glare on diabetes mellitus subjects , Ms. Vandana VK , F3Asia Optometry Conference - Malaysia

International

Postural changes among Ametropic subjects , Ms. Nikhita Jacob , F3Asia Optometry Conference - Malaysia

International

A Rare presentation of Bilateral Avellino's dystrophy with fuch's endothelial dystrophy in a middle AGE female , Dr. Sree Divya Koya , F3World Ophthalmology Congress

International

Effects of music on binocular function Parameters , Ms. Ashwini.DL , F3Asia Optometry Conference - Malaysia

International

Effect of glare on diabetes mellitus subjects , Ms. Vandana VK , F3Asia Optometry Conference - Malaysia

International

Postural changes among Ametropic subjects , Ms. Nikhita Jacob , F3Asia Optometry Conference - Malaysia

International

A Rare presentation of Bilateral Avellino's dystrophy with fuch's endothelial dystrophy in a middle AGE female , Dr. Sree Divya Koya , F3World Ophthalmology Congress

International

Refractive surgery in a case of cogan reese syndrome , Dr. Kruti Shah , F3South Asia Ophthalmology Conference

International

To assess the role of pre op bevaizumab in facilitating , Dr. Hiteshi Jain , F3Asia Pacific Vitreo Retina

National

It is a retrospective study evaluating the efficacy of targeted laser photocoagulation in level of DMG , Dr. Pradeep Sagar B K , F3VRSI Annual Conference

National

Hits and misses in ophthalmology , Dr. Shruthi tara , F3AIOS 2022

National

Endothelial Keratoplasty with secondary IOL for ABK , Dr. K S Siddharthan , F3AIOS 2022

National

DMEK for Dummies , Dr. K S Siddharthan , F3AIOS 2022

National

Tara , Dr. Ananya Dutta , F3AIOS 2022

National

Late presentation of isolated spherophakia in an elderly woman with bilateral angle closure and cataract , Dr. Mithun Thulasidas , F3AIOS 2022

National

Artificial intelligence in detection of corneal ectasia , Dr. Surabhi Beniwal , F3AIOS 2022

National

Focal choroidal excavation in a case of CSR , Dr. Surabhi Beniwal , F3AIOS 2022

National

A rare case of sphenoidal sinus mucocele , Dr. Surabhi Beniwal , F3AIOS 2022

National

Hypertensive retinopathy: a telltale of chronic kidney disease (physical poster) , Dr. Surabhi Beniwal , F3AIOS 2022

National

Bit by bit to 6/6- SLET in VKC. A case demonstrating the remarkable outcomes of SLET in a patient with LSCD due to chronic severe VKC , Dr. Samruddhi Dani , F3AIOS 2022

National

Invited talk - Ocular surface , Dr. Shruthi tara , F3Oculoplasty Association of India Conference

National

Best Out of Waste - Discarded Lightpipe to DIY Chandelier , Dr. Surbhi Agrawal , F3AIOS 2022

National

Various presentations of posterior scleritis and OCT features in acute presentations , Dr. Deepika MP , F3AIOS 2022

National

Idiopathic ERM and its novel association with HRF , Dr. Shwetha S , F3AIOS 2022

National

Digital eye Strain in Children , Dr. Vidhya C , F3AIOS 2022

National

Learning curve in the construct of smart phone based keratoscope prototype , Dr. Pallavi Joshi , F3AIOS 2022

National

Acute inferior bleb: An unusual presentation in PUK , Dr. Bhavna R Nandan , F3AIOS 2022

National

Easy to use smartphone based image processing and AI systems to screen visually significant cataract , Dr. Divya Caculo , F3AIOS 2022

National

A rare corneal complication following micropulse photocoagulation , Dr. Meena Gopinath Menon , F3AIOS 2022

National

Factors affecting patients adherence to glaucoma medication , Dr. Meena Gopinath Menon , F3AIOS 2022

National

Surgical outcomes in pediatric glaucoma , Dr. Meena Gopinath Menon , F3AIOS 2022

National

Evaluation and management of Glaucoma associated with ROP , Dr. Meena Gopinath Menon , F3AIOS 2022

National

Evaluation and management of Glaucoma associated with ROP , Dr. Colaco Roshan , F3AIOS 2022

National

ISAT-technology for persons with blindness which helps in knowing one's surroundings, reading, identification of objects and person. , Ms. Bhavya , F3Vision 2020

National

Invited Talk-Workshop on Surgical skills , Dr. Sowmya R , F3POSN 2020

National

Things are not always what they seem , Dr. T Pranusha , F3USICON-2022

National

First impression not always the best one , Dr. Arpitha R , F3USICON-2022

National

Correlating the length and depth of temporal sclerocorneal incision with surgical astigmatism , Dr. Sheena Sonkhiya , F3Comprehensive Cataract Conference 2022

National

Prevalence of Myopia among urban and rural school children of Bangalore , Ms. Ashwini.DL , F3IMARC

National

Distribution of negative and positive relative accommodation among myopes , Ms. Vandana VK , F3IMARC

National

Effect of myopin among myopic patients , Ms. Nikhita Jacob , F3IMARC

National

The sensational Sural-case series of 10 patients undergoing surgical corneal neurotization , Dr. Samya Mujeeb , F3OPAI- Oculoplasty association of India

National

Transplant in Golden Syndrome , Dr. Pallavi Joshi , F3KERACON

National

DB Screening using smartphone , Dr. Divyansh Mishra , F3VRSI-2022

National

Analysis of orbito facial anthropometry in children with features of pseudostrabismus , Dr. Kavitha V , F3AIOS 2022

National

Ocular abnormalities in children with developmental delay , Dr. Kavitha V , F3AIOS 2022

National

Retinoscopic dilemma in dome shaped retina. Dr. Mallikarjun M H , F3AIOS 2022

National

Pre operative evaluation of DSEK Patient , Dr. Mallikarjun M H , F3AIOS 2022

National

Ocular abnormalities in children with developmental delay aged between 1 and 18 years , Dr. Asish Kumar Gangarade , F3AIOS 2022

National

Factors influencing the amplitude of pupillary constriction , Dr. Pradeep Sagar , F3AIOS 2022

National

Targetted laser coagulation of rim aneurysms in diabetic macular edema , Dr. Pradeep Sagar , F3AIOS 2022

National

Swept source optical coherence tomography findings in commotio retinae , Dr. Suchitra Biswal , F3AIOS 2022

National

Fundus autofluorescence in detection of retinal arterial emboli. Dr. Suchitra Biswal , F3AIOS 2022

National

whitish elevated lesion in cornea Excision biopsy was done and AMT was placed. , Dr. Manohar , F3AIOS 2022

National

Role of ASOCT,UBM in understanding post traumatic myopia , Dr. Girish Shankar Budhrani , F3AIOS 2022

National

Role of ASOCT,UBM in understanding post traumatic myopia , Dr. Simakurthy Sriram , F3AIOS 2022

National

Estimated number of Indians c PACG is 2.54 million. As per CGS significant no. of pts were diagnosed c POAG prior to examination actually had, PACG. Through this we want to emphasise on good clinical skills like gonioscopy and discuss Clinical and Surgical pearls in PACG , Dr. Aditi Nair , F3All India Ophthalmic Conference

National

Novel finding is radiation retinopathy not reported before , Dr. Sonali Prataprao Lomte , F3All India Ophthalmic Conference AIOS

National

This poster describes the significance of visual fields in identifying the drug responsible for TON in a patient on AKT Dr. Ankita Patil , F3POSN Grand Rounds

National

RD & CD's-Tips and Tricks , Dr Madhukumar , F3AIOC 2022

National

Cataract Surgery S/P Corneal Tear , Dr Sudhakar Potti , F3AIOS 2022

National

A Case of lost inferior rectus muscle treated with injain oblique autain tranpouter , Dr Vankireddi Mahathi , F34th POSN GRAND ROUNDS

National

Explaining about visual fields on common mistakes while doing HFA , Dr Malleswari Medikonda , F3GST

National

Co-Author , Dr Haritha Veluri , F3KERACON 2022

National

NSAID Nepafenac , Dr Madhuri Venigalla , F3KERACON 2022

National

Case of browns syndrome c layext managed with hang back loop tenotomy, Dr Vankireddi Mahathi , F3SSI / SPOSI Conference

National

Pandemic & The Cornea, Cornea in the Pandemic , Dr Kruti Shah , F3Keracon 2022

National

Physiological first aid in improving staff confidence in an eye hospital during times of uncertainty from ensuing COVID19 Pandemic , Mr. Arjun Raj , F3CAHOCON 2022

National

Quality tools and techniques , Dr. Geeta Fulari , F3Vision 2020

State

Role of subcyclo laser in refractory glaucoma patients in our hospital , Dr. Balam Pradeep , F3KOSCON 2022

State

Effect of glaucoma medication on lipid layer thickening in newly diagnosed glaucoma patients. , Dr. Balam Pradeep , F3KOSCON 2023

State

A to Z of surgeries on eye emuscle , Dr.Sowmya R , F3Karnataka Conference

State

Risk Factors for Digital eye strain in Children , Dr.Vidhya C , F3KOSCON

State

Outreach Eye Camps in upholding SDG 3 of health and Wellbeing , Dr.Archana Bhat , F3KOSCON

State

IC surgical Management of exotropia , Dr. Kavitha V , F3KOS 2022

State

Spectacle prescription in special situations , Dr. Kavitha V , F3KOS 2022

State

Strengthening the recti. Precentation - retrospective study of analysis of Ocular morbidities in school goin children in rural areas , Dr. Kavitha V , F3KOS 2022

State

Studies on Diabetic Retinopathy , Dr Madhukumar , F3Retina CME

State

Dr Hiteshi Jain , F3RETNET 2022

State

CP Steroid induced glaucoma on apt with scnerer VKC , Dr Malleswari Medikonda , F3EYECON 2022 (TOS)

State

Development of AION in a Glaucoma Patient , Dr Totli Kuruba Mayuri , F3EYECON 2022 (TOS)

State

Pterjguem management revloution in evolution , Dr Kanakamedala Bhargavi Lakshmi , F3APOS 2022 ELURUEYECON

State

Viral Keratitis-An update , Dr Sudhakar Potti , F3APOS 2022 ELURUEYECON

State

Internal Fization of 3 piece IOL , Dr Ashok Kanakamedala , F3APOS 2022 ELURUEYECON

State

Dterygin IC , Dr Jayamadhury Gudimetla , F3APOS 2022 ELURUEYECON

State

IC; Pterygium complications & Mx of recurrent cases, use of AMG , Dr Madhuri Venigalla , F3APOS 2022 ELURUEYECON

State

Instruction course SICS , Dr Anees Fatima Mohammed , F3APOS 2022 ELURUEYECON

State

Explaining trabeculertomy step by step in Sonti Sriram

Session , Dr Malleswari Medikonda , F3APOS 2022 ELURUEYECON

State

Allrgic conjunctivitis , Dr Haritha Veluri , F3APOS 2022 ELURUEYECON

State

Instruction course SICS , Dr Anuradha Kakumanu , F3APOS 2022 ELURUEYECON

State

Lacrimal System Management , Dr Sowjanya Yerra , F3APOS

State

Post Femto FACP INFILTRATE , Dr Navaneeth Kumar Chiluveru , F3APOS

State

Retoprechine study of manophthalmas patients , Dr Totli Kuruba Mayuri , F3APOS

State

To Compare the recurrence rate of pteryguim in perfect technique and fibrin glue technique , Dr Preethi Macherla , F3APOS

State

8yr boy limbal demroid as a part of goldenhour syndrome , Dr Polu Mounika , F3APOS

State

A short case series of various presentataions and effect of pandemic & lockdown over their followup , Dr Sree Divya Koya , F3APOS

State

Adverse skin reaction to ripasudil 0.4% eye drops , Dr G Harshitha , F3APOS

State

A rare case report of Conj.nevus , Dr P Lakshmi Prasanna , F3APOS

State

Importance of Compliance , Dr N Vishnu Priya , F3APOS

State

A Unique case of Fallen eye in superior oblique palsy , Dr Alla Stimitha , F3APOS

State

Management of Subluxated lens , Dr Vankireddi Mahathi , F3APOS

State

Special Situations Special Care , Dr G Vijaya Bhaskar , F3APOS

State

Diagnosis and follow up subclinical Type1 CNVM with OCT ANGIOGRAPHY , Dr. GV Ramakumar , F3MPSOS Annual Conference

State

AMBLYOPIA OR NOT , Dr. Nidhi Jain , F3IMPACT 2022

State

Keratoconus - Challenging cases symposium, ROPL , Dr. Neeraj Shah , F3ROSCON 2022

State

C3R for Geneeral ophthalmologist , Dr. Mallikarjun M H , F3Karnataka state Conference

State

Evaluation of first degree relatives of patients withkeratoconus and suspect keratoconus , Dr, Roopasree B V , F3Karnataka state Conference

State

Post trauma iris cyst in a young boy , Dr, Roopasree B V , F3Karnataka state Conference

State

collagen cross linking for comprehensive ophthalmologists , Dr, Roopasree B V , F3Karnataka state Conference

State

As Thyroid harmone and Vitamin D share same receptor... Our study was done to know the Thyroid hormone profile and vitamin D levels in Keartoconus , Dr,Manohar S , F3Karnataka state Conference

State

SICS hand lessez chance to PVD then phacoemulsification , Dr,Shelkikar Shrinivas Shrimant , F3Karnataka state Conference

State

The study showed that PVD programme after SICS is slower than Phacoemulsification , Dr. Pradeep Sagar B K , F3KOSCON 2022

State

PCME common complication following cataract surgery with incidence -18% NSAIDS reduce the incidence of PCME. 3, Prevents the disruption of blood of blood retinal barrier preventing the edema , Dr,Bhimewar Shrutika Baburao , F3Karnataka state Conference

State

Prospective comparative study.CT and MT in amblyopic eyes were significantly higher than normal fellow eyes and control eyes. , Dr,Aashish Kumar Gangrade , F3Karnataka state Conference

State

How to do corneal collagen crosslinking , Dr. Rajashekar J , F3Karnataka state Conference

Achievements/Awards 2022-23

Best Paper - Col Rangachari Contestant - **Dr.Pallavi Joshi** under Optics / Refraction / Contact Lens during AIOC 2022 at Mumbai - SEH, Bangalore.

Best Poster - Trauma for **Dr.Sriram K** during AIOC 2022 at Mumbai - RJ SEH, Panvel

Best Poster Podium Presentation for **Dr.Vidhya C** under Optics / Refraction / Contact Lens during AIOC 2022 at Mumbai - SEH, Bangalore.

Best Paper - Col Rangachari Contestant - **Dr.Pradeep Sagar** under Diabetic Retinopathy & Medical Retina - I during AIOC 2022 at Mumbai - SEH, Shimoga

IJO Gold Award for **Dr.Mahesh Shanmugam** for research paper in 2021 during AIOC 2022 at Mumbai - SEH, Bangalore

Certificate of Merit to **Dr.Mahesh Shanmugam** for research paper in IJO-Impact of systemic parameters before commencing anti vascular endothelial growth factor therapy for diabetic macular edema-Pan Indian survey of Retina Specialists during AIOC 2022 at Mumbai - SEH, Bangalore

Certificate of Merit to **Dr.Madhu Kumar** during AIOC 2022 at Mumbai for article Modified balanced two-string technique of internal scleral fixation of posteriorly dislocated intraocular lens. Indian J Ophthalmol. 2021 Mar;69(3):762-764. - SEH, Guntur

Best Hyde Park certificate award to **Dr.Samruddhi Dani, Dr.JK Reddy, Dr.Siddharthan & Dr.Vandhana Sundram** for BIT BY BIT TO 6/6-SLET IN VKC at Hyde Park - II AIOC 2022 in Mumbai - SEH, Coimbatore

Best Research Award for **Dr.Bhavna** for Dilemmas of unmasking the masqueraders of infective keratitis: A retrospective series at Bangalore Ophthalmic Society Conference July 2022 - SEH, Bangalore

Best Research Award for **Dr.Sheena** for Acute onset comitant Esotropia in children at Bangalore Ophthalmic Society Conference July 2022 - SEH, Bangalore

Best Teacher Award for **Dr.Divakar G V** from Indian Medical Association-Karnataka State Branch at Bangalore in Sep 2022 - SEH, Bangalore

Best Research Paper for **Dr.Samya Mujeeb** at Oculoplastics Association of India Annual Conference at Mumbai in Nov 2022 - SEH, Bangalore

Outstanding Optometrist of Asia award for **Prof Aditya Goyal** at Asian Congress of Optometry at Malaysia in Nov 2022 - SEH, Bangalore

Best Oral Presentation for **Ms.Ashwini** on "Non Strabismic Binocular Vision Anomalies among Tibetan College of students of Bengaluru" Asian Congress of Optometry at Malaysia in Nov 2022- SCO-Bangalore

Runner up best E-Poster award for **Ms.Ashwini** on "Effect of Music on Binocular Vision Parameters" Asian Congress of Optometry at Malaysia in Nov 2022 - SCO-Bangalore

Dr.Krishna Prasad Kudlu award for Best in Community Ophthalmology to **Dr.Kavitha** for her championing Children's eye care at the Annual Conference of Karnataka Ophthalmic Society Dec 2022 - SEH, Shimoga

Dr.MM Joshi Best Paper award to **Dr.Shwetha Suryakanth** in KOS annual conference submitted in 2021 announced in Dec 2022 - SEH, Bangalore

Best Paper in Vitreo Retina award for **Dr.Shwetha Suryakanth** in KOS annual conference submitted in 2021 announced in Dec 2022 - SEH, Bangalore

Best Paper in Medical Retina award for his Research to **Dr.Pradeep Sagar** in KOS annual conference submitted in 2021 announced in Dec 2022- SEH, Shimoga

Best Research Glaucoma award for **Dr.Balam Pradeep** on "Effect of Topical Glaucoma medications on lipid layer thickness in newly diagnosed glaucoma patients" at KOSCON Dec 2022 -SEH, Coimbatore

Dr.TR Raju, Director Research was awarded the Lifetime Achievement Award at the 68th Annual Conference of Association of Physiologists & Pharmacologists on 13th December 2022 at Chandigarh - SAV-Bangalore

Dr.Shanti Priya won the best video at JOSCON 2023 for the topic "An interesting case of DALK dehiscence" held at Jaipur 4th & 5th Feb 2023- SEH, Jaipur

1st Runner up award for **Dr.Neeraj Shah** for Best Video in film festival under Cornea category at ROSCON 14th to 16th Oct 2022 - SEH, Jaipur

Winner of best video in challenging cases category for **Dr.Neeraj Shah** at ROSCON 14th to 16th Oct 2022- SEH, Jaipur



Tipu Sultan

Awards, Accolades & Recognition 2022 - 23



The Week - Hansa Research Survey 2022
India's Best Hospitals



ET healthcare awards 17th Nov'22
Dr J K Reddy received
the Best Ophthalmologist of the Year, and
Dr R V Ramani received the Best CEO of
the year for Southern region.



Annual Report 2022 - 23



iFocus
Life time Achievement
Award 2023 to Dr RV Ramani



Rotary Avoidable Blindness
Foundation Award
for Community Eye Care Service



Certificate
of Appreciation by
Rotary Club of Panvel City



The Nightingale Hero
Award to
Rachita Bhusan Gharat
RJ SEH



Hero of
Indian Ophthalmology Award to
Dr R V Ramani



The Economic Times
Healthcare Icon of the year
to Dr RV Ramani



Certificate of
Merit by IJO to
Dr.Kavitha



Honour Award
by IJO to
Dr.Kavitha V



KOSCON 2022 Award to
Dr Kavitha V



Memento of
Appreciation to
RJ SEH



Dr.Neeraj Shah
has been honoured
by Eye Bank Society of
Rajasthan
performing
the Highest number
of Keratoplasty
by a Private Hospital
in Jaipur



Women of
Inspiration Award to
Unit Head
Ms.Shanthi by
Rotary Club of
Metropolis
Coimbatore



Hero of
Indian Ophthalmology Award to
Dr R V Ramani



Hospital of the year
by ICC



Mahatma Gandhi

Impressions

Mr.Dinesh P Dahiwadkar
Commandant, CISF,
Coimbatore Airport

Thank you so much for inviting me and showing all state of the art set-up of the Hospital. It's very encouraging to see the untiring efforts being taken for the upliftment of health of rural people at this facility.

Mr.Sridhar Sarathy
Tata Capital

Overwhelmed by the service of the Hospital to the Needy. Passionate Staff, courageous, respectful and following the purpose of the Hospital. Fortunate to have visited the Hospital.

Mr.Ashwin Ravichandran
British High Commissioner,
Chennai

Honor to not just visit and see this wonderful Hospital, but the vision and the desire to help the needed is truly appreciated and endearing. Will want to help in anyway I can going forward.

Mr.S.Rajmohan Nair
District Governor
RI Dist 3201

Honor to visit the Hospital and no words to say. Amazing and Marvelous. Thank you Dr.Ramani for allowing us to visit your great Institution.

His Highness
Mr.Yaduveer Wadiyar,
Mysore Palace

It was a matter of pride to see the facilities provided here for all class of patients. Please let this great work continue!

Mr.G.Karthikeyan, FCA
Coimbatore

Truly a noble cause rendered by Team Dr.Ramani at Sankara. Heartening to note that the premises are kept so clean and hygiene. It is worth mentioning here that the patients especially non paying section are treated with so much respect and kindness. Hearty congratulations and prayers for success in all ventures of Sankara.

Ms.Rekha Jhunjunwala, Mr.Kalpraj,
Mr.Ashish & Mr. Vishal,
R Jhunjunwala Foundation

This operation that you and your Team run is to be seen to be believed. Today we have seen it and it brings us great joy and pleasure to see the scale of your operations. The facilities are top class and the team is filled with passion for their job. With God's blessings, you will take this Institution to further heights.

Mr.Kranthi Kumar Pati, IAS
District Collector,
Coimbatore

Had good fortune to visit the renowned Sankara Eye Hospital today. The Vision, Mission and passion for the public service alone could have sustained this mission which is going strong achieving 2.3 Million free surgeries till now. Expanding its footprints across the Country the vision of Dr.Ramani will definitely transforms million more across.

Wishing the entire team the very best.


Mr. Prashant Choubey
Asst.Deputy Commissioner of
Police, Indore

"Services of Sankara is Unique. Certainly the Hospital of excellent service has been established".

Mr.Balakrishnan, IPS
Commissioner of Police
Coimbatore

Professionally and personally, outstanding service to the humanity in preventing and of curing the eye defects by Sankara eye hospital led by Dr.Ramani is unparelled to my knowledge. Today we inaugurated an ongoing program titled " Safety for all" in collabaration with Sankara Hospital to enable free eye screening for all the auto drivers and their family members and drivers of goods carriers, cab drivers and bus drivers every year.

I thank the Team for this wonderful initiative to make our roads safer through healthy eye.



Kumaraswami Kamaraj

Board Meeting Details

S-No	Name of the Board Member	Gender	Date of Joining the Board	Educational Qualification	Designation	Board Meetings Attended
1	Dr. S.V.Balasubramaniam	M	1986	ACA	Chairman	3/3
2	Dr. R.V.Ramani	M	1982	MBBS	Founder & Managing Trustee	3/3
3	Dr. P.G.Viswanathan	M	1982	MS	Trustee	3/3
4	Dr. S.R.Rao	M	1987	MS	Trustee	2/3
5	Dr. S.Balasubramaniam	M	1999	MS	Trustee	1/3
6	Sri. J.M.Chanrai	M	2008	B.Com	Trustee	1/3
7	Sri. M.N.Padmanaban	M	2014	B.Com	Trustee	3/3
8	Mrs. Seetha Chandrasekar	F	2017	ACA	Trustee	3/3
9	Mrs. Rekha Jhunjunwala	F	2023	Entrepreneur	Trustee	1/3

Details of Board Meetings

1. 3rd June 2022 Physical Meeting held at Sankara Eye Hospital, Sathy Road, Coimbatore
2. 21st Oct 2022 Physical Meeting held at Sankara Eye Hospital, Sathy Road, Coimbatore
3. 13th March 2023 Physical Meeting held at Sankara Eye Hospital, Sathy Road, Coimbatore

International Travel Details

Name	Designation	Destination	Purpose	Gross Expense	Sponsored by External Organization
Dr.R.V.Ramani	Founder & Managing Trustee	USA	Fund Raising Event	Rs.10,05,236	No
Mr.Bharath Balasubramaniam	President, Operations				
Dr.Kaushik Murali	President, Medical Administration & Quality				



Balaganga Thilagar

Distribution of Staff According To Salary Levels (As on 31st March 2023)

Consultants

Salary range	Female	Male	Total
Less than 5000	0	0	0
5001 - 10000		0	0
10001 - 25000	0	1	1
25001 - 50000	6	6	12
50001-100000	16	5	21
Above 100001	53	45	98
Grand Total	75	57	132

Staffs & Students

Salary range	Female	Male	Total
Less than 5000 (Stipend)	356	68	424
5001 - 10000 (Stipend)	31	5	36
10001 - 25000	687	408	1095
25001 - 50000	269	191	460
50001-100000	55	61	116
Above 100000	7	12	19
Grand Total	1405	745	2150

Outsourced

All units - 365

Highest Salary paid is Rs.1,62,03,456/-per Annum

Lowest salary paid is Rs.1,25,560/- per Annum



Subramaniya Siva

Financial Report

Independent Auditor's Report

To
The Board of Trustees of Sri Kanchi Kamakoti Medical Trust

Report on the Audit of the Financial Statements

Opinion

1. We have audited the accompanying financial statements of Sri Kanchi Kamakoti Medical Trust (“the Trust”), which comprise the Balance Sheet as at March 31, 2023, the Statement of Income and Expenditure and Statement of Cash Flow for the year then ended, and notes to the financial statements, including a summary of significant accounting policies.

2. In our opinion and to the best of our information and according to the explanations given to us the aforesaid financial statements give a true and fair view of the financial position of the Trust as at March 31, 2023 in conformity with the accounting principles generally accepted in India:

(a) in the case of the Balance Sheet, of the state of affairs of the Trust as at March 31, 2023; and

(b) in the case of the Income and Expenditure Account, of the Excess of Income over Expenditure for the year ended on that date;

(c) In case of the Statement of Cash flow, of the Cash flow for the year ended on that date.

Basis for Opinion

3. We conducted our audit in accordance with the Standards on Auditing (SAs) issued by ICAI. Our responsibilities under those standards are further described in the Auditor's responsibilities for the Audit of the Financial Statements section of our report. We are independent of the Trust in accordance with the Code of Ethics issued by ICAI and we have fulfilled our other ethical responsibilities in accordance with the Code of Ethics. We believe that the audit evidence we have obtained is sufficient and appropriate to provide a basis for our opinion.

Responsibilities of Management and Those Charged with Governance for the Financial Statements

4. Management of the Trust is responsible for the preparation of these financial statements that give a true and fair view of the state of affairs and results of operations of the Trust in accordance with the accounting principles generally accepted in India. This responsibility includes the design, implementation and maintenance of internal control relevant to the preparation and presentation of the financial statements that give a true and fair view and are free from material misstatement, whether due to fraud or error.

5. In preparing the financial statements, management is responsible for assessing the Trust's ability to continue as a going concern, disclosing, as applicable, matters related to going concern and using the going concern basis of accounting unless management either intends to liquidate the Trust or to cease operations, or has no realistic alternative but to do so.

6. Those charged with governance are responsible for overseeing the Trust's financial reporting process.

Auditor's Responsibilities for the Audit of the Financial Statements

7. Our objectives are to obtain reasonable assurance about whether the financial statements as a whole are free from material misstatement, whether due to fraud or error, and to issue an auditor's report that includes our opinion. Reasonable assurance is a high level of assurance but is not a guarantee that an audit conducted in accordance with SAs will always detect a material misstatement when it exists. Misstatements can arise from fraud or error and are considered material if, individually or in the aggregate, they could reasonably be expected to influence the economic decisions of users taken on the basis of these financial statements.

8. As part of an audit in accordance with SAs, we exercise professional judgment and maintain professional skepticism throughout the audit. We also:

(a) Identify and assess the risks of material misstatement of the financial statements, whether due to fraud or error, design and perform audit procedures responsive to those risks, and obtain audit evidence that is sufficient and appropriate to provide a basis for our opinion. The risk of not detecting a material misstatement resulting from fraud is higher than for one resulting from error, as fraud may involve collusion, forgery, intentional omissions, misrepresentations, or the override of internal control.

(b) Obtain an understanding of internal control relevant to the audit in order to design audit procedures that are appropriate in the circumstances, but not for the purpose of expressing an opinion on the effectiveness of the Trust's internal control.

(c) Evaluate the appropriateness of accounting policies used and the reasonableness of accounting estimates and related disclosures made by management.

(d) Conclude on the appropriateness of management's use of the going concern basis of accounting and, based on the audit evidence obtained, whether a material uncertainty exists related to events or conditions that may cast significant doubt on the Trust's ability to continue as a going concern. If we conclude that a material uncertainty exists, we are required to draw attention in our auditor's report to the related disclosures in the financial statements or, if such disclosures are inadequate, to modify our opinion. Our conclusions are based on the audit evidence obtained up to the date of our auditor's report. However, future events or conditions may cause the Trust to cease to continue as a going concern.

9. We communicate with those charged with governance regarding, among other matters, the planned scope and timing of the audit and significant audit findings, including any significant deficiencies in internal control that we identify during our audit.

Report on Other Requirements

10. Further, we report that:

(a) We have obtained all the information and explanations which to the best of our knowledge and belief were necessary for the purpose of our audit.

(b) In our opinion, proper books of account have been kept by the Trust so far as appears from our examination of those books.

(c) The Balance Sheet and Statement of Income and Expenditure dealt with by this Report are in agreement with the books of account.

For P N Raghavendra Rao & Co.,

Chartered Accountants

Firm Registration Number: 003328S



P R Vittel

Partner

Membership Number: 018111

UDIN: 23018111BGZEYR5292

Coimbatore: 09/09/2023

09-09-2023

**INCOME AND EXPENDITURE ACCOUNT
FOR THE YEAR ENDED 31ST MARCH 2023**

PARTICULARS	TOTAL 2022-23 ₹	TOTAL 2021-22 ₹
INCOME		
DONATIONS FROM PUBLIC		
- SPECIFIC PURPOSES /ENDOWMENT	48,34,72,167.00	17,88,65,139.17
- OTHERS (GENERAL)	25,79,88,067.12	15,73,91,166.88
- IN KIND	1,24,36,087.40	57,51,769.00
TOTAL DONATION	75,38,96,321.52	34,20,08,075.05
LESS : TRANSFERRED TO SPECIFIC PURPOSE FUND	48,34,72,167.00	17,85,20,139.17
LESS : TRANSFERRED TO CORPUS FUND	-	-
LESS :TRANSFERRED TO ENDOWMENT	-	3,45,000.00
LESS :TRANSFERRED TO DONATION IN KIND CORPUS	1,24,36,087.40	57,51,769.00
	25,79,88,067.12	15,73,91,166.88
COLLECTION FROM PATIENTS	2,00,96,63,104.73	1,58,35,04,121.98
INTEREST RECEIPTS	4,70,36,984.43	3,46,06,496.00
INTEREST ON CORPUS INVESTMENTS	15,97,412.00	39,06,999.00
OTHER RECEIPTS	8,12,00,240.15	4,62,53,413.06
PREVENTIVE EYE CARE CHARGES	70,47,491.02	24,23,116.00
RECURRING GRANT FROM :		
GOVT OF INDIA -EYE BANK	9,54,000.00	5,00,000.00
DISTRICT BLINDNESS CONTROL SOCIETY	20,27,06,875.00	12,35,20,900.00
PROFIT ON SALE OF ASSETS	-	8,93,344.60
	2,60,81,94,174.45	1,95,29,99,557.52
EXPENDITURE		
ESTABLISHMENT CHARGES	1,00,97,65,024.88	84,35,89,786.67
MEDICINES AND LENS	48,44,39,655.42	37,05,34,956.57
CAFETERIA EXPENSES	4,06,42,274.67	2,26,78,083.36
REPAIRS AND MAINTENANCE	10,93,86,706.54	7,24,38,665.86
LOSS ON SALE OF ASSETS	35,95,492.00	-
WRITTEN OFF - CONDEMN. ASSETS	70,55,849.83	1,07,62,893.74
CAMP EXPENSES	4,32,87,688.87	1,87,69,965.64
WARD UP KEEP	5,83,31,062.17	4,72,91,152.19
TRANSPORTATION EXPENSES	6,92,32,169.26	3,73,70,433.93
TRAINING EXPENSES	11,16,21,146.16	7,81,13,919.40
PRINTING AND STATIONERY	2,09,55,455.61	1,41,75,587.44
MARKETING EXPENSES	1,14,03,514.60	60,61,003.77
FINANCIAL CHARGES	2,75,465.00	8,84,488.00
EYE BANK EXPENSES	27,40,205.53	25,84,753.48
ADMINISTRATIVE EXPENSES	10,43,97,668.08	7,33,96,654.99
DEPRECIATION	26,55,79,165.70	24,89,54,605.78
	2,34,27,08,544.32	1,84,76,06,950.82
EXCESS OF INCOME OVER EXPENDITURE	26,54,85,630.13	10,53,92,606.70

For P N Raghavendra Rao & Co.,
Chartered Accountants
Firm Registration Number: 003328S

P R Vittel

Partner

Membership Number: 018111

UDIN:23018111BGZEYR5292

Coimbatore

Date: 09/09/2023




For SRI KANCHI KAMAKOTI MEDICAL TRUST



Dr. R.V. Ramani
Founder & Managing Trustee

BALANCE SHEET AS ON 31ST MARCH, 2023

DESCRIPTION OF LIABILITIES	SCHEDULES	TOTAL 2022-23 ₹	TOTAL 2021-22 ₹
I. CAPITAL FUND:			
A. DONATION IN CASH RECEIVED TOWARDS INITIAL CORPUS:			
From The Author Of The Trust			
Balance As Per Last Balance Sheet		602	602
B. DONATION IN KIND RECEIVED TOWARDS CORPUS:			
Balance As Per Last Balance Sheet		14,77,89,378.94	15,56,37,662.94
Add : Received during the year		1,24,36,087.40	57,51,769.00
		16,02,25,466.34	16,13,89,431.94
Less: Transfer to Genereal Reserve on sale of asset		-	1,36,00,053.00
Closing Balance		16,02,25,466.34	14,77,89,378.94
C. CORPUS FUND			
Balance As Per Last Balance Sheet		7,30,50,000.00	7,30,50,000.00
Add : Received during the year		-	-
Less: Transferred to General Funds on application		7,30,50,000.00	-
		-	7,30,50,000.00
D. GENERAL FUNDS			
Balance As Per Last Balance Sheet		4,24,82,60,321.67	3,89,78,03,794.20
Add : Transfer from Donation-in-Kind towards Corpus		-	1,36,00,053.00
		4,24,82,60,321.67	3,91,14,03,847.20
Add : Excess of Income over Expenditure		26,54,85,630.13	10,53,92,606.70
Add : Transfer From Corpus Funds On application		7,30,50,000.00	-
Add : Transfer From Specific Funds On Fulfilment		50,15,78,056.62	23,14,63,867.77
Closing Balance		5,08,83,74,008.42	4,24,82,60,321.67
E. VOLUNTARY CONTRIBUTIONS WITH SPECIFIC DIRECTION (ENDOWMENT)			
Balance As Per Last Balance Sheet		1,85,97,919.00	1,82,52,919.00
Add : Received during the year		-	3,45,000.00
Closing Balance		1,85,97,919.00	1,85,97,919.00
F. VOLUNTARY CONTRIBUTIONS WITH SPECIFIC DIRECTION (NON ENDOWMENT)			
Balance As Per Last Balance Sheet		78,88,99,276.47	80,13,91,879.07
Add : Received during the year		48,34,72,167.00	17,85,20,139.17
Add : Interest earned during the year		4,93,96,658.10	4,04,51,126.00
		1,32,17,68,101.57	1,02,03,63,144.24
Less : Applied during the year		50,15,78,056.62	23,14,63,867.77
Closing Balance		82,01,90,044.95	78,88,99,276.47
TOTAL (A to F)		6,08,73,88,040.71	5,27,65,97,498.08

II. CURRENT LIABILITIES & PROVISIONS		1	
CURRENT LIABILITIES:			
i) LOANS REPAYABLE ON DEMAND		24,18,795.95	1,32,55,743.47
ii) CURRENT MATURITIES OF LONG TERM DEBT		-	-
iii) SUNDRY CREDITORS		6,78,17,245.60	2,01,44,937.99
iv) LIABILITIES FOR EXPENSES		83,80,880.91	2,14,94,225.12
v) LIABILITIES FOR STATUTORY PAYMENTS		63,54,261.01	51,62,133.95
vi) OTHER CURRENT LIABILITIES		4,34,73,328.88	2,78,76,546.45
B) PROVISIONS			
SHORT TERM PROVISIONS:			
TOTAL CURRENT LIABILITIES & PROVISIONS		12,84,44,512.35	8,79,33,586.98
TOTAL LIABILITIES (I to II)		6,21,58,32,553.06	5,36,45,31,085.06

DESCRIPTION OF ASSETS	SCHEDULES	TOTAL 2022-23 ₹	TOTAL 2021-22 ₹
I. FIXED ASSETS	2	3,67,48,74,584.20	3,25,63,00,977.45
II. INVESTMENTS	3	1,70,32,36,287.00	1,44,64,16,849.00
III. CURRENT ASSETS LOANS AND ADVANCES:			
i). INVENTORY	4	5,26,74,024.74	4,87,60,820.68
ii). SUNDRY DEBTORS	5	23,66,58,250.53	16,95,07,266.89
iii). CASH AND BANK BALANCES	6	23,07,55,099.48	26,65,71,428.48
iv). OTHER CURRENT ASSETS	7	2,27,21,513.22	82,46,443.92
v). LOANS & ADVANCES & DEPOSITS	8	29,49,12,793.89	16,87,27,298.78
TOTAL CURRENT ASSETS LOANS AND ADVANCES		83,77,21,681.86	66,18,13,258.75
TOTAL ASSETS (I to III)		6,21,58,32,553.06	5,36,45,31,085.20

For P N Raghavendra Rao & Co.,
Chartered Accountants
Firm Registration Number: 003328S

P R Vittel

Partner

Membership Number: 018111

UDIN:23018111BGZEYR5292

Coimbatore

Date: 09/09/2023



For SRI KANCHI KAMAKOTI MEDICAL TRUST

Dr. R.V. Ramani
Founder & Managing Trustee

FUND FLOW STATEMENT FOR THE YEAR ENDED 31ST MARCH 2023

S. NO	PARTICULARS	31.03.2023	31.03.2022	S. NO	PARTICULARS	31.03.2023	31.03.2022
I. FUNDS FLOW FROM OPERATIONS:				II. FUNDS FLOW FROM DONATION & FINANCING ACTIVITIES:			
A. Receipts				A. Receipts			
	COLLECTION FROM HOSPITAL OPERATIONS	2,14,65,45,232	1,67,06,94,146		DONATIONS	25,79,88,067	15,73,91,167
	GRANTS FROM DBCS	20,27,06,875	12,35,20,900		INCREASE IN CORPUS DONATION	-	-
	GRANTS FROM GOVT	9,54,000	5,00,000		INCREASE IN SPECIFIC DONATION	53,28,68,825	21,89,71,265
	Total Receipts from operations - (a)	2,35,02,06,107	1,79,47,15,046		INCREASE IN ENDOWMENT	-	3,45,000
B. Payments :				B. Payments :			
	ESTABLISHMENT CHARGES	1,00,97,65,025	84,35,89,787		INCREASE IN DONATION IN KIND	1,24,36,087	57,51,769
	MEDICINES AND LENS	48,44,39,655	37,05,34,957		TOTAL FUNDS INFLOW FROM DONATION & FINANCING ACTIVITIES - (a)	80,32,92,980	38,24,59,201
	CAFETERIA EXPENSES	4,06,42,275	2,26,78,083		B. Payments :		
	REPAIRS AND MAINTENANCE	10,93,86,707	7,24,38,666		INCREASE IN FIXED ASSETS	69,48,04,114	29,01,07,533
	CAMP EXPENSES	4,32,87,689	1,87,69,966		INCREASE IN INVESTMENT	25,68,19,438	26,78,43,863
	WARD UP KEEP	5,83,31,062	4,72,91,152		TOTAL FUNDS OUT FLOW FROM DONATION & FINANCING ACTIVITIES - (b)	95,16,23,552	55,79,51,396
	TRANSPORTATION EXPENSES	6,92,32,169	3,73,70,434		NET FUNDS FLOW FROM DONATION & FINANCING ACTIVITIES - (a) - (b)	(14,83,30,573)	(17,54,92,195)
	TRAINING EXPENSES	11,16,21,146	7,81,13,919		Statement of Working Capital		
	PRINTING AND STATIONERY	2,09,55,456	1,41,75,587		I. NET FUNDS FLOW FROM OPERATION	11,25,14,244	(2,61,21,848)
	MARKETING EXPENSES	1,14,03,515	60,61,004		II. NET FUNDS FLOW FROM DONATION & FINANCING ACTIVITIES	(14,83,30,573)	(17,54,92,195)
	FINANCIAL CHARGES	2,75,465	8,84,488		NET INCREASE / (DECREASE) IN BANK BALANCE	(3,58,16,329)	(20,16,14,043)
	EYE BANK EXPENSES	27,40,206	25,84,753				
	ADMINISTRATIVE EXPENSES	10,43,97,668	7,33,96,655				
	Total Payments from operations - (b)	2,06,64,78,037	1,58,78,89,451				
	SURPLUS FROM OPERATIONS - ((a) - (b))	28,37,28,071	20,68,25,595				
	REPAYMENT OF LOAN (c)		-				
Changes in Working Capital (d)							
	(DECREASE) / INCREASE IN CURRENT LIABILITY	4,05,10,925	(15,37,64,360)				
	DECREASE / (INCREASE) IN CURRENT ASSETS	(21,17,24,752)	(7,91,83,082)				
	NET SURPLUS / (DEFICT) FROM OPERATIONS - ((a) + (b) + (c) + (d))	11,25,14,244	(2,61,21,848)				

For P N Raghavendra Rao & Co.,
Chartered Accountants
Firm Registration Number: 003328S

P R Vittel

Partner

Membership Number: 018111

UDIN:23018111BGZEYR5292

Coimbatore

Date: 09/09/2023



For SRI KANCHI KAMAKOTI MEDICAL TRUST

Dr. R.V. Ramani
Founder & Managing Trustee

1. Basis of Accounting

The financial statements are prepared under historical cost convention and on mercantile basis and in accordance with applicable accounting standards laid down by the Institute of chartered Accountants of India and normally accepted accounting principles. The accounting is on the basis of a going concern concept.

2. Fixed Assets

Fixed assets are stated at cost of acquisition, including attributable cost for bringing the assets to its working condition for its intended use. Fixed assets received as contributions in kind are stated at the cost incurred by its donor and other expenses to its working condition for its intended use. Depreciation is calculated using the straight-line method over the estimated useful lives of the fixed assets as determined by the management. The loss or profit on disposal of asset is recognized in the year when the asset(s) is disposed off or the asset is condemned.

3. Investments

Investments are in the form of fixed deposits with Scheduled banks.

4. Inventories

Inventories consist of Medicines, surgical items, lens, optical, etc., Valued at cost.

5. Liabilities

Liabilities acknowledged as debt are taken into account, while contingent and disputed liabilities if any, are not provided for and are disclosed by way of a note.

6. Provisions

Provision is recognized when an enterprise has a present obligation as a result of past event and is probable that an outflow of resources will be required to settle the obligation, in respect of which a reliable estimate can be made. Provisions are determined based on management estimates required to settle the obligations at the balance sheet date. These are reviewed at each Balance sheet date and adjusted to reflect the current management estimate.

7. Revenue Recognition

Hospital service income, reflected is at gross amount as reduced by rebates/discounts and other concessions granted. Income due to the hospital by way of reimbursement from District Blindness Society of the respective States is accounted on actual receipt basis.

8. Foreign Currency Transaction

Foreign currency transaction are recorded at the rates prevailing on the date of transaction.

9. Research and development

Capital expenditure, if any, on research and development is treated in the same way as expenditure on fixed assets. The Revenue expenditure if any, on Research and Development is written off in a year in which it is incurred.

10. Retirement Benefits

- a) Retirement benefits such as periodical contribution to provident and Employees state insurance being defined contribution plans are charged to revenue on payment that had become due.
- b) The Employee's gratuity is a defined benefit plan. The present value of the obligation under such plan is determined based on the actuarial valuation using the projected unit credit method which recognizes each period of service as giving rise to an additional unit of employee benefit entitlement and measures each unit separately to build up the financial obligation. The trust has an employee gratuity fund managed by trustees through Life Insurance Corporation of India.
- c) Liability towards gratuity is provided and contributed to the trustees of the approved fund on the basis of actuarial valuation made and reported by actuaries of the Life Insurance Corporation of India as at the end of the year.

11. Leave benefits

Leave benefits earned by the eligible employees being accounted as and when it is paid to the employees.

12. Contingent liabilities

There are no contingent liabilities pending as 31/03/2023 in account of

- (a) Legal cases
 (b) Pending taxes or any other statutory liability
 (c) LC discounted, except bank Guarantees provided for Rs.18.25 lacs for various Hospital operations.

13. Secured loans

Loan Payable on demand of Rs 24.18 Lakhs from Canara bank is secured by mortgage of Immovable properties situated at 16A, Sankara Eye Hospital St, Sathy Road, Coimbatore.

14. Previous year figure

- a) Previous year's figures have been re-arranged and re-grouped wherever necessary so as to make them comparable with those of the current year.
- b) Figures have been rounded to the nearest Rupee.

For P N Raghavendra Rao & Co.,

Chartered Accountants

Firm Registration Number: 003328S

P R Vittel

Partner

Membership Number: 018111

UDIN:23018111BGZEYR5292

Coimbatore

Date: 09/09/2023



For SRI KANCHI KAMAKOTI MEDICAL TRUST

Dr. R.V. Ramani
 Founder & Managing Trustee

ŚANKARA EYE FOUNDATION INDIA

Sri Kanchi Kamakoti Medical Trust

Registered Office Address:

ŚANKARA EYE HOSPITAL

16A, Sankara Eye Hospital Street, Sathy road, Sivanandapuram, Coimbatore – 641 035.
Ph: 0422- 4236789
E-mail: sefi@sankaraeye.com
www.sankaraeye.com

Donations to be made in the name of 'Sri Kanchi Kamakoti Medical Trust' payable at Coimbatore.

Donations are exempted from Income Tax under section 80G, Online Donations can be made through our

Website: www.sankaraeye.com

BANKERS

Canara Bank
Oppanakara Street,
Coimbatore - 641 001.

AXIS Bank Ltd.
RS Puram, Coimbatore - 641 002.

AUDITOR

M/S P.N.RAGHAVENDRA
RAO & CO
Chartered Accountants
23/2, Viswa Paradise
Apartments,
Kalidas Road,
Coimbatore - 641 009.

ŚANKARA EYE HOSPITAL, KRISHNANKOIL

Kunnur P.O., Srivilliputhur Taluk
Virudhunagar Dist, Krishnankoil - 626190
Ph: 04563-289029
Mail: krishnankoil@sankaraeye.com
www.sankaraeye.com

ŚANKARA EYE HOSPITAL, BENGALURU

Varthur Main Road, Marathahalli
Kundalahalli Gate, Bengaluru-560037
Ph: 080-28542727/28
Mail: bangalore@sankaraeye.com
www.sankaraeye.com

ŚANKARA EYE HOSPITAL, ANAND

Ta.Mogar, National Highway 8
Dist. Anand (Gujarat)
Ph: 02692-280450
Mail: anand@sankaraeye.com
www.sankaraeye.com

ŚANKARA EYE HOSPITAL, GUNTUR

Guntur-Vijayawada Expressway
Pedakakani, Guntur-522 509
Ph: 0863-2293903/905
Mail: guntur@sankaraeye.com
www.sankaraeye.com

ŚANKARA EYE HOSPITAL, SHIMOGA

Thirthahalli Road, Harakere
Shimoga-577202
Ph: 08182-222099/100
Mail: shimoga@sankaraeye.com
www.sankaraeye.com

ŚANKARA EYE HOSPITAL, LUDHIANA

Vipul World, Village Bhanohar,
Post Dhaka, Near Wadi Haveli,
Ludhiana - Ferozpur Road Dist.
P.O Sathya Narayan District,
Ludhiana - 141 101.
Ph: 0161 -2881123 / 24.
Mail: ludhiana@sankaraeye.com
www.sankaraeye.com

ŚANKARA EYE HOSPITAL, COIMBATORE (CITY HOSPITAL)

Srivari Kikani Centre
(Next to Chinthamani Super Market)
Krishnaswamy Mudaliar Road
R.S.Puram, Coimbatore - 641002
Ph: 0422-4256789,
Mail: coimbatore@sankaraeye.com
www.sankaraeye.com

ŚANKARA EYE HOSPITAL, KANPUR NAGAR

Village Panau Purwa, Amiliha,
Post Tatyaganj, Kanpur Nagar- 209217
Ph: 0511-2282450, 2282451
Mail: kanpur@sankaraeye.com
www.sankaraeye.com

ŚANKARA EYE HOSPITAL, JAIPUR

No. 6, Sector 6, Vidhyadhar Nagar, Jaipur,
Rajasthan 302023
Ph: 0141-2256900
Mail: jaipur@sankaraeye.com
www.sankaraeye.com

ŚANKARA EYE CENTRE, INDORE

Scheme No. 74C, Vijay Nagar,
Indore, Madhya Pradesh - 452010.
Ph: 0731-4744747
Mail: indore@sankaraeye.com
www.sankaraeye.com

R JHUNJHUNWALA ŚANKARA EYE HOSPITAL

Plot Number 13, Sector 5A, New Panvel East,
Navi Mumbai, Maharashtra.
Ph.: 022 - 27484300
www.sankaraeye.com

Śankara Worldwide

ŚANKARA EYE FOUNDATION, USA

Sankara Eye Foundation, USA,
1900 McCarthy Blvd #302, Milpitas,
CA 95035, www.giftofvision.org

ŚANKARA EYE FOUNDATION, EUROPE

123 Roehampton Vale Roehampton,
London, SW15 3PG,
Phone: +44 208 780 2570,

ŚANKARA EYE SOCIETY, SINGAPORE

30 Sturdee Road,
#02-06 Kerrisdale, Singapore 207852



Kodikatha Kumaran

Follow us on:

YouTube



<https://www.youtube.com/user/sankaraeyehospitals>



<https://www.facebook.com/sankaraeyeindia>



<https://www.linkedin.com/in/sankaraeyecare/>



<https://www.instagram.com/sankaraeyehospitals/?hl=en>



<https://twitter.com/SankaraV2020>

*million thank you
in that single smile..*

would you like to get involved....



ŚANKARA EYE FOUNDATION, INDIA[®]
SRI KANCHI KAMAKOTI MEDICAL TRUST

Registered Office

ŚANKARA EYE HOSPITAL

16A, Sankara Eye Hospital Street, Sathy Road, Sivanandapuram
Coimbatore - 641 035. Ph: 0422 - 2666450, 4236789

Email: sefi@sankaraeye.com

www.sankaraeye.com